



Delivering flow,  
flexibility and value



# Driving your success

**PowerSource**, Eaton's single-site digital customer experience, empowers buyers and sellers of Eaton Hydraulic products across the globe by making it easy to search, spec, and sell in real time, reducing the traditional hydraulics sales cycle by days.

## Features include:

### **Products**

Search, spec, and sell over 200,000 Eaton Products.

### **Literature**

Deliver modernized materials at the speed of businesses worldwide.

### **Cross Reference**

Find equivalent Eaton parts for thousands of competitor parts.

### **Videos**

Watch detailed product and online training videos.

### **Crimp Specs**

Search and view detailed crimp specs.

### **Locator**

Find local and regional Eaton product dealers.

### **3D Models**

View, download and share easy-to-use digital models.

### **Product Configurators**

Generated customized bills of materials for hose assemblies, actuation, power and motion control products.

## Access anytime. Anywhere. On any device.

The power of PowerSource is now available to all users on any device for easy access with one simple click: [www.EatonPowerSource.com](http://www.EatonPowerSource.com)





# Proven process, powerful performance

With over 100 years of manufacturing expertise, Eaton is one of the largest manufacturers of fluid conveyance products in the world. Our unparalleled leadership in the manufacturing of innovative products for markets around the globe has made us one of the world's most preferred suppliers of industrial hoses.

Every industrial hose application has its own distinctive needs, whether it's high or low pressure, fast or slow transfer rates, or materials ranging from air and water to hazardous chemicals. Eaton has an extensive portfolio of industrial hoses to suit a wide array of markets and applications with unique requirements, including chemical, cleaning, steam, and food service, material handling, and many more. And we use a variety of compounds and reinforcements in our proven process to achieve maximum quality and durability while also ensuring utmost flexibility and ease of use.

**When safety and performance matter, the industrial hose you choose matters.** That's why more engineers are choosing Eaton.

# Delivering major market value

## Eaton industrial hose markets



Construction Industry



Chemical Plants



Mining



Oil & Gas Exploration



Steel Mill



Food and Beverage Industry



Tank Truck



Petrochemical

## Eaton industrial hose applications


- Air transfer
- Beverage dispensing
- Chemical transfer
- Food transfer
- Hot air blower
- Washdown applications
- LPG transfer
- Nitrogen transfer
- Dry material & bulk transfer
- Mud suction & discharge
- Frac application
- Oil transfer
- Gasoline dispensing
- Steam transfer
- Hydrocarbon drain
- Water suction & discharge

# Eaton Industrial Hose

## Part number nomenclature

A hose part number is composed of several different elements, all combined to make the final number. The following is a diagram of an example hose part number and the elements that go into creating that number.

### New Eaton Part Numbers



### Hose Type

The hose number is simply the type of hose you wish to order. Hose numbers are found at the top of each page within the hose section of the catalog.

### Hose Size

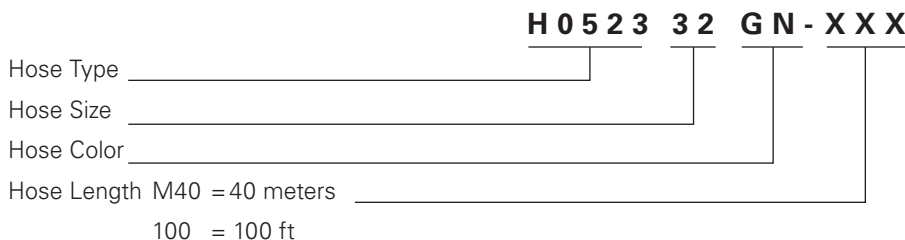
These are two digits after the base hose number. The hose size code follows industry standards.

Metric equivalents are found with the hose specification charts on each hose page within the hose section of the catalog.

### Hose Length

The hose length is indicated in feet. Metric equivalents are found in the length section of the hose specification charts.

### Old Eaton Part Numbers





# Eaton Industrial Hose Products

Table of Contents	Section	Pages
<b>Introduction</b>		A-5 - A-12
<b>Air and Multipurpose</b>	High pressure	B-5 - B-9
	Medium pressure	B-10 - B-13
	Low working pressure	B-14 - B-18
	General air and water	B-19 - B-24
	Specialty	B-25 - B-26
<b>Cement, plaster and grout</b>	Cement and concrete	C-4 - C-7
	Dry bulk	C-8 - C-9
<b>Chemical</b>	Suction and discharge	D-5 - D-13
	Discharge	D-14 - D-16
	Specialty	D-17
<b>Food and Beverage</b>	Food suction and discharge	E-4 - E-6
	Food discharge	E-7
	Beverage suction and discharge	E-8 - E-10
	Beverage discharge	E-11
	Dry bulk suction & discharge	E-12
	Dry bulk discharge	E-13
	Cleaning service	E-14
<b>Gaseous</b>	LPG	F-4 - F-6
	Liquid propane discharge	F-7
	Nitrogen	F-8
<b>Material Handling</b>	Slurry and abrasive resistant	G-4 - G-7
	Dry material	G-8 - G-13
	Sandblast	G-14 - G-15
<b>Oil and Gas Exploration</b>	Frac and well service	H-4 - H-6
	Suction and discharge	H-7 - H-9
	Discharge	H-10
<b>Petroleum</b>	Aircraft refueling	I-5 - I-6
	Dispensing	I-7 - I-8
	Suction and discharge	I-9 - I-20
	Discharge	I-21 - I-22
<b>Specialty</b>	Fire fighting	J-4
	Steel mill	J-5 - J-10
	Road construction	J-11 - J-13
	Specialized	J-14
<b>Steam</b>	Steam hose	K-6 - K-13
<b>Water</b>	Suction and discharge	L-5 - L-8
	Discharge	L-9 - L-11
	Hot water	L-12 - L-14
	Specialty	L-15 - L-18
	Sewer cleaning	L-19 - L-20
<b>Chemical Resistance</b>	Charts	M-2 - M-12
<b>General Information</b>	General hose information	N-2 - N-15
	Index	N-16
<b>Terms and Conditions</b>		0-1

## Eaton Industrial hose products

Page	Hose	Description
<b>Air and Multipurpose</b>		
B-5	H6009	BULLDOG GOLD™
B-6	H6008	BULLDOG YELLOW JACK™
B-7	EHA500	High Pressure Air
B-8	H9622	Contractors Air
B-9	EHT480	Conductive Anti-static
B-10	H6002	BULLDOG™ Air
B-11	EHA502	Heavy Duty Air
B-12	EHA501	Medium Duty Air
B-13	EHA505	Medium Duty Air
B-14	H9949	SHOCK-SAFE™
B-15	H1776 & H1777	PERFECTION™ 300
B-16	H201	EASY COUPLE™
B-17	H1812	Industrial Air/Water
B-18	H275	POLYFORCE II
B-19	H1981	MARATHONER™
B-19	H1982	MARATHONER™
B-20	H0105	BOSFLEX™ A/W
B-21	H0106	BOSFLEX™ A/W
B-22	EHW520	Multipurpose - Non-conductive
B-23	EHA901	Multipurpose
B-24	EHA509 & EHA510	Multipurpose - EPDM
B-25	EHW028	Heavy Duty MSHA Mine spray
B-26	EHA511	Air and Dust suction
<b>Cement, plaster and grout</b>		
C-4	EHK007	MAURAUDER™ HD concrete pumping
C-5	EHK007	Concrete pumping couplings
C-6	EHK006	MAURAUDER™ Concrete pumping
C-7	EHK005	Plaster and grout spraying
C-8	EHK002	Dry Bulk suction & discharge
C-9	EHK016	Dry Bulk discharge
<b>Chemical</b>		
D-5	H0554	ARMORCAT™ Petrochemical
D-6	H0599	CHEMCAT™ Corrugated Petrochemical
D-7	H0523	CHEMCAT™ Petrochemical
D-8	EHC006	Heavy Duty UHMW-PE S & D
D-9	EHC004	UHMW-PE S & D
D-10	EHC003	Heavy Duty Chemical S & D
D-11	EHC034	Corrugated XLPE S & D
D-12	EHC011	Heavy Duty EPDM S & D
D-13	H0345	TIGER™ Chemical S & D
D-14	EHC017	Heavy Duty UHMW-PE Discharge
D-15	EHC016	UHMW-PE Discharge
D-16	H9699	ALLEYCAT™ Hot liquid
D-17	H1941 & H1942	NYALL™ hose
<b>Food and Beverage</b>		
E-4	H0350	LION™ Food transfer
E-5	EHF002	Liquid Food suction & discharge
E-6	EHF018	Milk suction & discharge
E-7	EHF001	Liquid Food discharge
E-8	EHF020	Alcohol suction & discharge
E-9	EBH503	Medium Duty Beer/Wine S & D
E-10	EHT200	Steel Spiral PVC hose
E-11	H285	CLEARFORCE™ – R
E-12	EHF013	Bulk suction & discharge
E-13	EHF022	Flat Light Duty Bulk discharge
E-14	EHF003	Dairy Washdown
<b>Gaseous</b>		
F-4	H900	UL LPG
F-5	EHG003	Liquid Propane suction & discharge
F-6	EHG004	Liquid Propane suction & discharge
F-7	EHG006	Liquid Propane discharge
F-8	EHG001	Nitrogen transfer
<b>Material Handling</b>		
G-4	EHM001	Coupling and Gaskets
G-5	EHM001	Corrugated Dry Bulk Suction & Discharge
G-6	EHM002	Abrasive Material Suction & Discharge
G-7	EHK013	Abrasion Suction & Discharge
G-8	EHK002	Dry Bulk Suction & Discharge
G-9	EHK016	Dry Bulk Discharge
G-10	H0347	WILDCAT™ Dry Material

Page	Hose	Description
G-11	H0319	WILDCAT™ Soft Wall dry material
G-12	H0349	WILDCAT™ Hot Air transfer
G-13	EHM003	Hot Air Blower
G-14	EHC501	Sandblast – 35mm <sup>3</sup>
G-15	EHC500	Sandblast – 60mm <sup>3</sup>
<b>Oil and Gas Exploration</b>		
H-4	EHP001	BLACKCAT™ FRAC
H-5	H0377	Kelly Power drilling
H-6	EC556	Blowout Preventer hose
H-7	EHP004	Heavy Duty Oilfield Liquid mud S & D
H-8	EHP007	Oilfield Suction
H-9	EHP009	Oilfield Vacuum
H-10	EHP003	HD Oilfield Liquid mud discharge
<b>Petroleum</b>		
I-5	EHJ002	Aircraft Refueling discharge
I-6	EHJ003	Aircraft Refueling suction & discharge
I-7	EHP508	Petroleum Dispensing
I-8	EHP509	Petroleum Dispensing
I-9	H1193	ROYALFLEX™ Petroleum
I-10	EHP522	Heavy Duty Petroleum/Oil S & D
I-11	EHP518	Petroleum/Oil suction & discharge
I-12	EHP516	Petroleum/Oil suction & discharge
I-13	H0327	JAGUAR™ Heavy Duty Petroleum S & D
I-14	EHP502	High Pressure Petroleum/Oil S & D
I-15	EHP519	PUMA™ Flat Corrugated S & D
I-16	H0363	PUMA™ suction & discharge
I-17	EHP542	PUMA Flexible flat corrugated S & D
I-18	EHP150	Petroleum/Oil suction & discharge
I-19	H0369	BOBCAT™ Corrugated light duty
I-20	EHP505	Channeled Petroleum/Oil S & D
I-21	EHP517	Petroleum/Oil discharge
I-22	EHP501	Petroleum/Oil discharge
<b>Specialty</b>		
J-4	H5751	Chemical Booster
J-4	H5752	Chemical Booster
J-5	EHN002	Steel Mill FG Cooling water transfer
J-6	EHN003	Steel Mill Non-Flammable water transfer
J-7	EHN004	Steel Mill HD Cooling water transfer
J-8	EHN005	Steel Mill MD Cooling water transfer
J-9	EHN006	Steel Mill HD Ceramic coated
J-10	EHN007	Steel Mill Steam transfer
J-11	H0372	BLACKCAT™ Hot tar & asphalt
J-12	H9603	Hot tar pumping
J-13	EHK009	Asphalt suction & discharge
J-14	H969	Hydrocarbon drain
<b>Steam</b>		
K-6	EH084	STEAM SLAYER™
K-7	H0084	Concord Standard
K-8	EHS010	Steel Steam
K-9	EHS007	Steel Wire Reinforced Steam
K-10	EHS006	Steel Wire Reinforced Steam
K-11	H9568	Concord 250 Steam
K-12	EHS001	Industrial Steam
K-13	H969	Hydrocarbon drain
<b>Water</b>		
L-5	EHW150	Water suction and discharge
L-6	EHW009	Heavy Duty Water suction & discharge
L-7	H0364	OTTER™ Water suction & discharge
L-8	EHW035	Heavy Duty suction & discharge
L-9	EHW029	OTTER™ Layflat Water discharge
L-10	EHW003	Medium Duty Water discharge
L-11	H0307	LEADER™ Water discharge
L-12	EHW027	Channeled Hot Water suction & discharge
L-13	EHW024	Hot Water suction & discharge
L-14	EHW023	Hot Water discharge
L-15	H1196	ROYALFLEX™ Water
L-16	EHW022	Heavy Duty Radiator car heater
L-17	EHW021	Radiator car heater
L-18	EHW002	Radiator hose
L-19	EHS520	Sewer Jetting
L-20	EHS540	Sewer Jetting

# New Hose Selection

## Worksheet

Eaton recommends using the **STAMPED** process to aid in determining the correct hose and coupling for your application. This worksheet is designed to help you organize information for determining

the best hose for a given application. The questions are based on the hose selection factors described in this catalog.

When selecting a hose, always use this worksheet

in conjunction with this catalog. Read all instructions concerning the hose you are selecting. If any questions arise please contact your usual Eaton Technical Support or Customer Support teams.

### S - Size

(I.D., O.D. and length)

### T - Temperature of material conveyed and environmental

### A - Application, the conditions of use

### M - Material being conveyed, type and concentration

### P - Pressure to which the assembly will be exposed

### E - Ends; style, type, orientation, attachment methods, etc.

### D - Delivery testing, quality, packaging, and delivery requirements

### 1. Size

Flow (cubic feet per minute) requirements? \_\_\_\_\_

See RMA Water Discharge table.

Hose I.D. requirements given the flow requirements? \_\_\_\_\_

Pressure drop? \_\_\_\_\_

Length requirements (excluding hose ends)? \_\_\_\_\_

### 2. Temperature

Temperature range of material to be transferred?

Min. \_\_\_\_\_ Max. \_\_\_\_\_ Average \_\_\_\_\_

Year-round external environment temperature range? \_\_\_\_\_

Cleaning temperature? \_\_\_\_\_

### 3. Application

If the application is new, what service is to be performed? \_\_\_\_\_

### 4. Material: Compatibility & Environment

Internal and external environment consideration. Internal environment relates to the material being conveyed. External environment relates to anything originating from outside the hose.

Check all that apply.

☐ Abrasive materials (conveyants and external)

☐ Petroleum products (aromatics, aliphatics, etc.)

☐ Materials that could cut or gouge hose

☐ Solvents

☐ Ozone

☐ Acids/caustics

☐ Animal fats (oils)

☐ Sparking or flames

☐ Cleaning with steam

Material to be transferred? \_\_\_\_\_

Material concentration (%)? \_\_\_\_\_

What hose cleaning solution(s) will be used? \_\_\_\_\_

If any questions arise please contact your usual Eaton Technical Support or Customer Support teams.



**S - Size**  
(I.D., O.D. and length)

**T - Temperature** of  
material conveyed  
and environmental

**A - Application,**  
the conditions of use

**M - Material** being  
conveyed, type  
and concentration

**P - Pressure** to which  
the assembly will  
be exposed

**E - Ends;** style, type,  
orientation, attachment  
methods, etc.

**D - Delivery** testing,  
quality, packaging,  
and delivery  
requirements

## 5. Pressure & Suction

What working pressure is required? \_\_\_\_\_

Are pressure surges involved in this application? How high? \_\_\_\_\_

What safety factor is required? \_\_\_\_\_

Is this a suction application? What vacuum rating is required? \_\_\_\_\_

## 6. Ends

End \_\_\_\_\_

Material \_\_\_\_\_

Attachment Method \_\_\_\_\_

## 7. Delivery

Qty. required \_\_\_\_\_ Date required \_\_\_\_\_ Pkg. requirements \_\_\_\_\_

Testing Required - ☐ No ☐ Yes If Yes, Type: \_\_\_\_\_

Certification Required - ☐ No ☐ Yes If Yes, Type: \_\_\_\_\_

## Special Requirements/Other Information

Will the selected hose need to possess any of the following features:

Branding information needed on the hose? \_\_\_\_\_

Color coding? \_\_\_\_\_

Any special designations required by agencies or associations? \_\_\_\_\_

Will any regulatory agency approvals be required? If yes, which one(s)? \_\_\_\_\_

Non-conductive rubber needed to prevent transmittal of electricity? \_\_\_\_\_

Static wire or static-dissipating tube to prevent static electricity buildup and discharge sparks? \_\_\_\_\_

Pin-pricked cover to resist blistering when transferring hot materials or air/gases under pressure? \_\_\_\_\_

Abrasion sleeve or guard? \_\_\_\_\_

Heat shield? \_\_\_\_\_

Sub-zero exposure resistance? \_\_\_\_\_

Special assembly requirements? \_\_\_\_\_

Continuous transfer service or intermittent service? \_\_\_\_\_

Flexibility: Do space restrictions exist where the hose will be used? \_\_\_\_\_

Bend Radius: of the hose relative to space in which hose will be used? \_\_\_\_\_

Considering the intended use of the hose, how flexible will it need to be (check one)?

☐ Extremely flexible ☐ Slightly flexible ☐ Not an issue

Weight: How will the hose be handled during use, if all? \_\_\_\_\_

How important is the weight of the hose going to be in this application (check one)?

☐ Very important ☐ Slightly important ☐ Not an issue

Be sure to reference chemical compatibility recommendations in the Chemical Resistance Charts starting on page M-2 through M-12.

If any questions arise please contact your usual Eaton Technical Support or Customer Support teams.


# Application Data


## Important Safety Information


**Read this page before using any of the products/information in this catalog.**

This catalog is designed to be used as a guide in selecting the proper hose for the applications listed herein. It contains many cautions, warnings, guidelines, and directions for the safe and proper use of Eaton Industrial hose. All these directions and footnotes should be read and understood before specifying or using any of these hoses.

Throughout this catalog, potentially harmful situations are highlighted with the following symbols.

 This symbol is used to indicate imminently hazardous situations which, if not avoided, will result in serious injury or death.


 This symbol is used to indicate potentially hazardous situations which, if not avoided, could result in serious injury or death.


 This symbol is used to indicate potentially hazardous situations which, if not avoided, may result in property or equipment damage.

Some of the most common problems in the chemical hose industry result from improper hose and coupling selection, improper assembly techniques, failure to correctly inspect and test hose assemblies, and improper cleaning practices and hose assembly storage techniques.

In turn, these situations can lead to material leakage, spraying, spattering, end blow-offs, explosions, and other situations that may result in serious personal injury and property damage.

Personal injuries caused by improper hose assembly specification, installation, and usage could include cuts and abrasions, serious burns, irreparable eye damage, or even death. Therefore, for your safety and the safety of others working around you, Eaton strongly urges you to read and comply with all safety information printed in this publication.

 **WARNING:** Failure to properly follow the manufacturer's recommended procedures for the care, maintenance and storage of a particular hose may result in its failure to perform in the manner intended and may result in serious injury, death, and damage to property.

 **WARNING:** Testing can be dangerous and should be done only by trained personnel using proper tools and procedures. Failure to follow such procedures might result in serious injury, death, or damage to property.

**Consult the coupling manufacturer to make sure you choose the correct coupling and proper assembly for the application, or contact Eaton Technical Support.**

**Before using any hose in this catalog, consult the safety section in this catalog and the guidelines on the Eaton web site for the most current information or for global support contact your local Eaton technical representative.**

### Selection of Hose

Selection of the proper Eaton Industrial hose for an application is essential to the proper operation and safe use of the hose and related equipment. Inappropriate hose selection may result in hose leakage, bursting, or other failure which may cause serious bodily injury

or property damage from spraying fluids or flying projectiles. To avoid serious bodily injury or property damage resulting from selection of the wrong hose, you should carefully review the information in this catalog. Some of the factors to consider in proper hose selection are known as **STAMPED:**

- S - Size**  
(I.D., O.D. and length)
- T - Temperature** of material conveyed and environmental
- A - Application**, the conditions of use
- M - Material** being conveyed, type and concentration
- P - Pressure** to which the assembly will be exposed
- E - Ends**; style, type, orientation, attachment methods, etc.
- D - Delivery** testing, quality, packaging, and delivery requirements

These factors and the supplemental information contained in this catalog should be considered in selecting the proper hose for your application. If you have any questions regarding the proper hose for your application, please contact Eaton for global support contact your local Eaton technical representative.

# Application Data

## Important Safety Information

### Proper Selection of Hose Ends

Selection of the proper Eaton Industrial hose end or coupling is essential to the proper operation and safe use of hose assemblies and related equipment. Inadequate attention to the selection of the end fittings may result in hose leakage, bursting, or other failure which may cause serious bodily injury or property damage from spraying fluids or flying projectiles. In order to avoid serious bodily injury or property damage resulting from selection of an incompatible hose end or coupling, you should carefully review the information in this catalog. Some of the factors which are involved in the selection of the proper hose couplings are:

- fluid compatibility
- temperature
- installation design
- hose size
- corrosion requirements
- fluid conveyed

The given hose and hose end selection factors and the other information contained in this catalog should be considered by you in selecting the proper hose end fitting for your application.

If you have any questions regarding the use of hose/ hose ends, for global support contact your local Eaton technical representative.

### Hose Installation

Proper installation is essential to the proper operation and safe use of the hose assembly and related equipment.

Improper hose assembly installation may result in serious injury or property damage caused by spraying fluids or flying projectiles. In order to avoid serious bodily injury or property damage resulting from improper hose assembly installation carefully review the information in this catalog. Some of the factors to be considered when installing a hose assembly are:

- hose elongation or contraction
- proper bend radius/ hose routing under pressure
- elbows and adapters to relieve strain
- protection from rubbing or abrasion high temperature sources
- protection against excessive movement
- twisting from pressure spikes/surges

These hose assembly installation factors and the other information in this catalog should be considered by you before installing the hose assembly. If you have any questions regarding proper hose installation, for global support contact your local Eaton technical representative.

### Hose Maintenance

Proper maintenance of the hose is essential to the safe use of the hose and related equipment. Hose should be stored in a dry place. Hose should also be visually inspected. Any hose that has a cut or gouge in the cover that exposes the reinforcement should be retired from service. Hoses should also be inspected for kinking or broken reinforcement. If the outside diameter of the hose is reduced by 20% or more, the hose should be repaired or removed from service. Inadequate attention to hose maintenance may result in hose leakage, bursting, or other failure which may cause serious bodily injury or property damage from spraying fluids, flying projectiles, or other substances.



**WARNING:** Eaton industrial hose, should be used only with compatible/ approved fittings and assembly equipment. Do not combine or use Aeroquip or Weatherhead fittings and assembly equipment with each other, i.e. Aeroquip fittings with Weatherhead assembly equipment, or with hose, hose fittings or assembly equipment supplied by another manufacturer. Eaton hereby disclaims any obligation or liability (including incidental and consequential damages) arising from breach or contract, warranty, or tort (under negligence or strict liability theories) should Aeroquip or Weatherhead hose fittings or assembly equipment be used interchangeably or with any fittings or assembly equipment supplied by another manufacturer, or in the event that product instructions for each specified hose assembly are not followed.



## Important — User Responsibility

The user should carefully observe the precautions listed in this catalog or brochure, including the recommendations on the selection of hose and fittings on the relevant pages on fluid compatibility. In addition, care should be taken not to exceed the minimum bend radius listed for each hose size and type in the hose section. Maximum operating pressure should not exceed pressures listed in the hose data. Instructions for assembling fittings to different hose should be followed carefully to ensure the performance of the completed assembly.



**WARNING** Application considerations must be observed in selecting appropriate components

for the application of these products contained herein. The failure to follow the recommendations set forth in this catalog may result in an unstable application which may result in serious personal injury or property damage.



**WARNING** Eaton or any of its affiliates or subsidiaries shall not be subject to and disclaims any obligations or liabilities (including but not limited to all consequential, incidental and contingent damages) arising from tort claims (including without limitation negligence and strict liability) or other theories of law.

Failure to follow these processes and product instructions and limitations could lead to premature hose assembly failures resulting in property damage, serious injury or death.

For your online resource for Eaton warranty and returns information. Use the links below to review the details of the Eaton Limited Warranty, and learn about the Standard Terms and Conditions that apply to your Eaton products.



### Product Warranty

The Eaton Hydraulics warranty policy is located at [www.eaton.com/hydraulicswarranty](http://www.eaton.com/hydraulicswarranty)



### Terms and Condition of Sale

The Eaton Hydraulics Terms and conditions of sale policy is located at [www.eaton.com/us/en-us/support/terms-conditions/hydraulics-terms-and-conditions.html](http://www.eaton.com/us/en-us/support/terms-conditions/hydraulics-terms-and-conditions.html)



### Contact us

At Eaton, it's important that we not only provide industry-leading products, but also the best support in the industry. Our customer and sales support organization is dedicated to providing our customers and distributors with the information they need. Contact us to submit your request, questions or comments.

[www.eaton.com/us/en-us/forms/hydraulics/contact-us.html](http://www.eaton.com/us/en-us/forms/hydraulics/contact-us.html)

## Air and multipurpose

### High pressure

H6009 BULLDOG GOLD™	B-5
H6008 BULLDOG YELLOW JACK™	B-6
EHA500 High Pressure Air	B-7
H9622 Contractors Air	B-8
EHT480 Conductive Anti-Static Air and Water	B-9

### Medium pressure

H6002 BULLDOG™ Air	B-10
EHA502 Heavy Duty Air	B-11
EHA501 Medium Duty Air	B-12
EHA505 Medium Duty Air	B-13

### Low working pressure

H9949 SHOCK-SAFE™	B-14
H1776 & H1777 PERFECTION™ 300	B-15
H201 EASY COUPLE™	B-16
H1812 Industrial Air/ Water	B-17
H275 POLYFORCE II	B-18

### General air and water

H1981 & H1982 MARATHONER™ - Non-conductive	B-19
H0105 BOSFLEX™ A/W	B-20
H0106 BOSFLEX™ A/W	B-21
EHW520 Non-conductive Multipurpose	B-22
EHA901 Multipurpose	B-23
EHA509 & EHA510 Multipurpose - EPDM	B-24

### Specialty

EHW028 Heavy Duty MSHA Mine Spray	B-25
EHA511 Air and Dust Suction	B-26



# Air and multipurpose

## High pressure air

### H6009 BULLDOG GOLD™



**Application:** Air-operated equipment, boring and mining  
**Tube:** Nitrile (RMA Class A)  
**Reinforcement:** 1-, 2- and 3-wire braid  
**Cover:** Pin-picked Carboxylated nitrile  
**Temp:** -40°C to +121°C (-40°F to +250°F)  
**Pressure:** 35-70 bar / 500-1000 psi

### H6008 BULLDOG YELLOW JACK™



**Application:** Power drills, boring, mining and air-operated equipment  
**Tube:** Vinyl nitrile, (RMA Class A)  
**Reinforcement:** 1-, 2- & 3-wire braid  
**Cover:** Neoprene MSHA approved  
**Temp:** -40°C to +93°C, (-40°F to +200°F)  
**Pressure:** 28-103 bar / 400-1500 psi

### EHA500 High pressure air



**Application:** High-pressure air  
**Tube:** Oil-resistant nitrile blend  
**Reinforcement:** High-tensile steel wire  
**Cover:** Synthetic rubber  
**Temp:** -40°C to +93°C, (-40°F to +200°F)  
**Pressure:** 41 bar / 600 psi

### H9622 Contractors air



**Application:** Power drills, boring, mining and air-operated equipment  
**Tube:** Nitrile (RMA Class A)  
**Reinforcement:** 1- & 2-wire braid  
**Cover:** Neoprene  
**Temp:** -40°C to +93°C, (-40°F to +200°F)  
**Pressure:** 35-70 bar / 500-1000 psi

### EHT480 Conductive anti-static air & water



**Application:** Power drills, boring, mining and air-operated equipment  
**Tube:** Black conductive PVC  
**Reinforcement:** High tensile polyester yarn  
**Cover:** Abrasive resistant yellow PVC and black conductive striped PVC  
**Temp:** -10°C to +70°C, (+14°F to +158°F)  
**Pressure:** 17-25 bar / 247-362 psi

## Medium pressure air

### H6002 BULLDOG™ air



**Application:** Power drills, boring, mining and air-operated equipment  
**Tube:** Nitrile  
**Reinforcement:** 2-fiber braid or fiber ply  
**Cover:** Neoprene or vinyl nitrile  
**Temp:** -40°C to +93°C, (-40°F to +200°F)  
**Pressure:** 13,8-28,0 bar / 200-400 psi

### EHA502 Heavy duty air



**Application:** Heavy duty air  
**Tube:** Synthetic rubber  
**Reinforcement:** High-tensile synthetic textile  
**Cover:** Synthetic rubber  
**Temp:** -25°C to +70°C, (13°F to +158°F)  
**Pressure:** 28 bar / 400 psi

### EHA501 Medium duty air



**Application:** Medium duty air service  
**Tube:** Synthetic rubber  
**Reinforcement:** High-tensile synthetic textile  
**Cover:** Synthetic rubber  
**Temp:** -25°C to +70°C, (13°F to +158°F)  
**Pressure:** 20,7 bar / 300 psi

### EHA505 Medium duty air



**Application:** Medium duty air service and pneumatic tools  
**Tube:** Oil-mist resistant synthetic rubber  
**Reinforcement:** High-tensile synthetic textile  
**Cover:** Synthetic rubber  
**Temp:** -25°C to +70°C, (-13°F to +158°F)  
**Pressure:** 20,7 bar / 300 psi

## Low working pressure

### H9949 SHOCK-SAFE™



**Application:** Air and water transfer where hose must be non-conductive  
**Tube:** Nitrile (non-conductive)  
**Reinforcement:** 2-fiber braid  
**Cover:** Vinyl nitrile (non-conductive)  
**Temp:** -40°C to +82°C, (-40°F to +180°F)  
**Pressure:** 19,0 bar / 275 psi

### H1776 & H1777 PERFECTION™ 300



**Application:** Air and water transfer, air tools  
**Tube:** Nitrile (RMA Class A)  
**Reinforcement:** 1- or 2-fiber braid  
**Cover:** Vinyl nitrile  
**Temp:** -40°C to +82°C, (-40°F to +180°F)  
**Pressure:** 22,4 bar / 325 psi



**H201 EASY COUPLE™**

**Application:** Air and water transfer, power for air-operated and pneumatic tools

**Tube:** Vinyl Nitrile (RMA Class A)

**Reinforcement:** 1-braid fiber

**Cover:** Neoprene or Vinyl nitrile

**Temp:** -40°C to +100°C, (-40°F to +212°F)

**Pressure:** 14-21 bar / 200-300 psi

**H1812 Industrial air/ water**

**Application:** Air and water transfer, pneumatic tools and spraying water-based fertilizers and pesticides

**Tube:** EPDM rubber

**Reinforcement:** 2-fiber braid

**Cover:** EPDM rubber

**Temp:** -40°C to +82°C, (-40°F to +180°F)

**Pressure:** 17,2-19,0 bar / 250-275 psi

**H275 POLYFORCE II™**

**Application:** Transfer of air and water. Air tools and lubricated air.

**Tube:** PVC

**Reinforcement:** 2-spiral braid

**Cover:** Pin-pricked PVC

**Temp:** -23°C to +65°C, (-10°F to +150°F)

**Pressure:** 9-21 bar / 125-300 psi

## General air &amp; water

**H1981 & H1982 MARATHONER™– Non-conductive**

**Application:** Medium oil-resistance, air and water transfer

**Tube:** Nitrile blend

**Reinforcement:** 2- or 4-fiber spiral

**Cover:** Pin-pricked nitrile blend

**Temp:** -40°C to +82°C, (-40°F to +180°F)

**Pressure:** 13,8-20,7 bar / 200-300 psi

**H0105 BOSFLEX™ A/W**

**Application:** Air and water transfer, and spraying and conveying water-based liquid fertilizers and pesticides

**Tube:** EPDM

**Reinforcement:** 4-fiber spiral and 2-fiber braid

**Cover:** EPDM

**Temp:** -40°C to +82°C, (-40°F to +180°F)

**Pressure:** 13,8-20,7 bar / 200-300 psi

**H0106 BOSFLEX™ A/W**

**Application:** Air and water transfer, and spraying and conveying water-based liquid fertilizers and pesticides

**Tube:** EPDM

**Reinforcement:** 2-spiral fiber

**Cover:** EPDM

**Temp:** -40°C to +82°C, (-40°F to +180°F)

**Pressure:** 13,8-20,7 bar / 200-300 psi

**EHW520 Non-conductive multipurpose**

**Application:** Air and water transfer, pneumatic tools and industrial welding

**Tube:** Synthetic rubber

**Reinforcement:** One textile spiral

**Cover:** Synthetic rubber

**Temp:** -40°C to +80°C, (-40°F to +176°F)

**Pressure:** 20,7 bar / 300 psi

**EHA901 Multipurpose**

**Application:** Air and water and nitrogen transfer

**Tube:** Synthetic rubber

**Reinforcement:** High-tensile synthetic textile

**Cover:** Synthetic rubber

**Temp:** -40°C to +70°C, (-40°F to +158°F)

**Pressure:** 20,7 bar / 300 psi

**EHA509 & EHA510 Multipurpose - EPDM**

**Application:** For use with air or water and dust control

**Tube:** EPDM rubber **Reinforcement:** High-tensile synthetic textile

**Cover:** EPDM rubber

**Temp:** -40°C to +120°C, (-40°F to +248°F)

**Pressure:** 10,5-20,7 bar / 150-300 psi

## Specialty

**EHW028 Heavy duty MSHA mine spray**

**Application:** High pressure air in mines

**Tube:** Oil-mist resistant nitrile blend

**Reinforcement:** High-tensile steel wire

**Cover:** MSHA pin-pricked neoprene

**Temp:** -35°C to +100°C, (-31°F to +212°F)

**Pressure:** 70 bar / 1000 psi

**EHA511 Air and dust suction**

**Application:** For suction of air, dust, grain, powder, etc.

**Tube:** Synthetic rubber

**Reinforcement:** Synthetic textile and steel helical wire

**Cover:** Corrugated synthetic rubber

**Temp:** -20°C to +70°C, (-4°F to +158°F)

# Air and multipurpose

## Introduction and Safety information



### Every hose is easily identified

- Every foot of hose is easily identified by means of permanent branding. This makes hose selection on the job quicker, easier and safer, and buying hose is easier too—because you can tell at a glance that you're getting exactly the hose you ordered.

### Multi-purpose hose for specialized uses

- Eaton calls them "Multipurpose" hoses, meaning they'll do a tremendous variety of jobs. In many cases one Eaton hose can replace several different "special purpose" styles. This helps keep expenses low.

### Brand name identity (and the quality that goes behind it)

- With the Eaton brand name on the hose you buy, you are assured maximum value and consistent quality. With over 100 years worth of reputation at stake, we wouldn't have it any other way.

## Air and Multipurpose hose - Safety information

### Important!

**⚠ WARNING:** Testing can be dangerous and should be done only by trained personnel using proper tools and procedures. Failure to follow such procedures might result in serious injury, death, or damage to property.

**⚠ WARNING:** Failure to properly follow the manufacturer's recommended procedures for the care, maintenance, and storage of a particular hose may result in its failure to perform in the manner intended and may result in serious injury, death, or damage to property.

**⚠ WARNING:** Consult with the Coupling Manufacturer to make sure you choose the correct coupling and proper assembly for the application. Such matching of hose and couplings, and assembling of couplings, should be performed only by trained personnel using proper tools and procedures. Failure to follow manufacturer's instructions or failure to use trained personnel may result in serious bodily injury and/or property damage.

**⚠ WARNING:** Never use a hose to transfer material it is not specifically meant to transfer. Doing so could deteriorate the hose and result in leaking, hose bursting, or end blow-offs. This could lead to serious personal injury or death. Always transfer material in a hose that is designed specifically to transfer that material. This information is listed in this catalog.


**⚠ WARNING:** Consider both working pressure and pressure surges when determining "maximum" pressure. Failure to select a hose that meets both these requirements could lead to end blow-offs, hose leakage, and hose bursting. The result could be serious injury or death. The Eaton hose you choose must meet or exceed the required working pressure, and must have a safety factor to allow for surge pressure.

**⚠ WARNING:** Be aware that if you replace a hose with one having a different I.D. than the original hose, material velocity could increase or decrease, possibly creating static electricity. This could lead to an explosion causing serious injury or death.

**⚠ WARNING:** Selection of the proper hose for the application is essential to the proper operation and safe use of the hose and related equipment. Inadequate attention to selection of hose for the application can result in serious bodily injury or property damage. In order to avoid serious bodily injury or property damage resulting from selection of the wrong hose, you should carefully review the information in this catalog.

# Air and multipurpose

## High pressure

 Refer to warnings and safety information on pages N-1 – N-16.

Use of damaged hose or improper use may result in bodily injury or property damage. Please consult Eaton catalog or Technical Support for proper application.

### H6009

### BULLDOG GOLD™



#### Construction:

**Tube:** Nitrile (RMA Class A)

#### Reinforcement:

1.00" - 1.25" 1-wire braid  
1.50" - 3.00" 2-wire braid  
4.00" 3-wire braid

**Cover:** Pin-pricked carboxylated nitrile

#### Operating temperature:

-40°C to +121°C  
(-40°F to +250°F)

#### Application:

- Provide power to air-operated construction equipment
- Power air-operated drills, boring, and mining equipment







#### Markets:

- Construction
- Mining
- Oil and gas exploration
- Water drilling
- Ship building

#### Type of couplings:

- Eaton "Z" series (-20 to -32)
- TTC series (-20 to -32)
- Union
- Boss male
- Ground joint female
- Air hammer
- Air king
- Eaton quick disconnect


Contact coupling manufacturer for attachment procedure and other coupling recommendations

# Part No.			 Hose I.D.			 Hose O.D.		 Max Operating Pressure		 Burst Pressure		 Weight		 Length	
	mtr	ft	DN	mm	in	mm	in	bar	psi	bar	psi	kg/m	lbs/ft	mtr	ft
H600916-		50	25	25,4	1.00	38,1	1.50	70,0	1000	275	4000	0,96	0.64		50
H600916-		100	25	25,4	1.00	38,1	1.50	70,0	1000	275	4000	0,96	0.64		100
H600920-		50	31	31,8	1.25	46,0	1.81	55,0	800	220	3200	1,80	1.20		50
H600924		50	38	38,1	1.50	54,0	2.12	41,0	600	165	2400	2,01	1.34		50
H600924-		100	38	38,1	1.50	54,0	2.12	41,0	600	165	2400	2,01	1.34		100
H600932-		50	51	50,8	2.00	67,5	2.66	41,0	600	165	2400	2,95	1.97		50
H600932-		100	51	50,8	2.00	67,5	2.66	41,0	600	165	2400	2,95	1.97		100
H600932-		150	51	50,8	2.00	67,5	2.66	41,0	600	165	2400	2,95	1.97		150
H600940-		50	60	63,5	2.50	80,2	3.16	41,0	600	165	2400	3,75	2.50		50
H600940-		100	60	63,5	2.50	80,2	3.16	41,0	600	165	2400	3,75	2.50		100
H600948-		40	80	76,2	3.00	94,5	3.72	41,0	600	165	2400	4,72	3.15		50
H600948-		100	80	76,2	3.00	94,5	3.72	41,0	600	165	2400	4,72	3.15		100
H600964-		50	102	101,6	4.00	127,0	5.00	35,0	500	138	2000	7,97	5.32		50
H600964-		100	102	101,6	4.00	127,0	5.00	35,0	500	138	2000	7,97	5.32		100
H600964-		150	102	101,6	4.00	127,0	5.00	35,0	500	138	2000	7,97	5.32		150



# Air and multipurpose

## High pressure

 Refer to warnings and safety information on pages N-1 – N-16.

Use of damaged hose or improper use may result in bodily injury or property damage. Please consult Eaton catalog or Technical Support for proper application.

### H6008

### BULLDOG YELLOW JACK™



#### Construction:

**Tube:** Vinyl nitrile (RMA Class A)

#### Reinforcement:

0.50" – 1.25" 1-wire braid  
1.50" – 3.00" 2-wire braid  
4.00" 3-wire braid

**Cover:** Pin-pricked neoprene  
MSHA approved

#### Operating temperature:

-40°C to +93°C  
(-40°F to +200°F)

#### Application:

- Power operated drills, boring, and mining equipment
- Provide power to air-operated equipment

#### Markets:

- Oil and gas exploration
- Metal working
- Construction
- Mining

#### Type of couplings:

- Eaton "Z" series
- Boss
- Ground joint
- Air hammer
- Air king
- Eaton quick disconnect


Contact coupling manufacturer for attachment procedure and other coupling recommendations

# Part No.			Hose I.D.			Hose O.D.		Max Operating Pressure		Burst Pressure		Weight		Length	
	mtr	ft	DN	mm	in	mm	in	bar	psi	bar	psi	kg/m	lbs/ft	mtr	ft
H600808		50	12	12,7	0.50	24,6	0.97	103,0	1500	420	6000	0,60	0.40		50
H600808-100		100	12	12,7	0.50	24,6	0.97	103,0	1500	420	6000	0,60	0.40		100
H600812-100		100	19	19,0	0.75	31,8	1.25	83,0	1200	335	4800	1,00	0.67		100
H600816		50	25	25,4	1.00	38,1	1.50	69,0	1000	280	4000	1,27	0.85		50
H600816-100		100	25	25,4	1.00	38,1	1.50	69,0	1000	280	4000	1,27	0.85		100
H600820		50	31	31,8	1.25	46,0	1.81	45,0	650	182	2600	1,87	1.25		50
H600824		50	38	38,1	1.50	54,0	2.12	42,0	600	168	2400	2,49	1.66		50
H600824-100		100	38	38,1	1.50	54,0	2.12	42,0	600	168	2400	2,49	1.66		100
H600832		50	51	50,8	2.00	67,4	2.66	42,0	600	168	2400	3,09	2.06		50
H600832-100*		100	51	50,8	2.00	67,4	2.66	42,0	600	168	2400	3,09	2.06		100
H600840		50	60	63,5	2.50	80,2	3.16	28,0	400	112	1600	3,66	2.44		50
H600840-100*		100	60	63,5	2.50	80,2	3.16	28,0	400	112	1600	3,66	2.44		100
H600848		50	80	76,2	3.00	94,5	3.72	28,0	400	112	1600	4,15	2.77		50
H600848-100		100	80	76,2	3.00	94,5	3.72	28,0	400	112	1600	4,15	2.77		100
H600864		50	102	101,6	4.00	126,9	4.99	28,0	400	112	1600	6,43	4.29		50

\* 150 ft. length available

# Air and multipurpose

## High pressure

 Refer to warnings and safety information on pages N-1 – N-16.

Use of damaged hose or improper use may result in bodily injury or property damage. Please consult Eaton catalog or Technical Support for proper application.

### EHA500

### High pressure air



#### Construction:

**Tube:** Oil-resistant nitrile blend

**Reinforcement:** High-tensile steel wire

**Cover:** Pin-pricked, abrasion, ozone, and weather resistant synthetic rubber

#### Operating temperature:

-40°C to +93°C  
(-40°F to +200°F)

#### Application:

- High-pressure air service







#### Markets:

- Construction
- Oil field equipment
- Drilling equipment
- Mining
- Rental industry
- Steel
- Paper

#### Type of couplings:

- Boss
- Ground joint
- Air hammer
- Air king
- Eaton quick disconnect


Contact coupling manufacturer for attachment procedure and other coupling recommendations

# Part No.			 Hose I.D.			 Hose O.D.		 Max Operating Pressure		 Burst Pressure		 Weight		 Length	
	mtr	ft	DN	mm	in	mm	in	bar	psi	bar	psi	kg/m	lbs/ft	mtr	ft
EHA500-08YW-	MXX	100	12	12,7	0.50	23,0	0.91	41,0	600	165	2400	0,51	0.34	40-61	100
EHA500-12YW-	MXX	100	19	19,0	0.75	29,5	1.16	41,0	600	165	2400	0,62	0.42	40-61	100
EHA500-16YW-	MXX	100	25	25,4	1.00	36,0	1.42	41,0	600	165	2400	0,88	0.59	40-61	100
EHA500-20YW-	MXX	100	31	31,8	1.25	43,0	1.69	41,0	600	165	2400	1,12	0.75	40-61	100
EHA500-24YW-	MXX	100	38	38,1	1.50	50,0	1.97	41,0	600	165	2400	1,55	1.04	40-61	100
EHA500-32YW-	MXX	100	51	50,8	2.00	66,0	2.60	41,0	600	165	2400	2,51	1.69	40-61	100
EHA500-40YW-	MXX	100	60	63,5	2.50	80,0	3.15	41,0	600	165	2400	3,36	2.26	40-61	100
EHA500-48YW-	MXX	100	80	76,2	3.00	93,9	3.70	41,0	600	165	2400	4,49	3.02	40-61	100
EHA500-64YW-	MXX	100	102	101,6	4.00	122,0	4.80	41,0	600	165	2400	6,77	4.55	40-61	100

\*\*50 ft. length also available and black cover available on a MTO basis

# Air and multipurpose

## High pressure

 Refer to warnings and safety information on pages N-1 – N-16.

Use of damaged hose or improper use may result in bodily injury or property damage. Please consult Eaton catalog or Technical Support for proper application.

### H9622

### Contractors air



#### Construction:

**Tube:** Nitrile (RMA Class A)

#### Reinforcement:

0.50" - 1.25" 1-wire braid  
1.50" - 3.00" 2-wire braid

**Cover:** Pin-pricked neoprene

#### Operating temperature:

-40°C to +93°C  
(-40°F to +200°F)

#### Application:

- Power operated drills, boring, and mining equipment
- Provide power to air-operated equipment

#### Markets:

- Oil and gas exploration
- Metal working
- Construction
- Mining

#### Type of couplings:

- Eaton "Z" series
- Boss
- Ground joint
- Air hammer
- Air king
- Eaton quick disconnect

Contact coupling manufacturer for attachment procedure and other coupling recommendations

#	Part No.		Hose I.D.			Hose O.D.		Max Operating Pressure		Burst Pressure		Weight		Length	
			DN	mm	in	mm	in	bar	psi	bar	psi	kg/m	lbs/ft	mtr	ft
H962208		50	12	12,7	0.50	23,8	0.94	70,0	1000	275	4000	0,51	0.34		50
H962208-		100	12	12,7	0.50	23,8	0.94	70,0	1000	275	4000	0,51	0.34		100
H962212		50	19	19,0	0.75	30,2	1.19	70,0	1000	275	4000	0,65	0.44		50
H962212-*		100	19	19,0	0.75	30,2	1.19	70,0	1000	275	4000	0,65	0.44		100
H962216		50	25	25,4	1.00	38,1	1.50	60,0	850	235	3400	0,91	0.61		50
H962216-*		100	25	25,4	1.00	38,1	1.50	60,0	850	235	3400	0,91	0.61		100
H962220		50	31	31,8	1.25	43,7	1.72	35,0	500	138	2000	1,20	0.81		50
H962220-*		100	31	31,8	1.25	43,7	1.72	35,0	500	138	2000	1,20	0.81		100
H962224		50	38	38,1	1.50	53,9	2.12	35,0	500	138	2000	2,23	1.50		50
H962224-		100	38	38,1	1.50	53,9	2.12	35,0	500	138	2000	2,23	1.50		100
H962232		50	51	50,8	2.00	67,4	2.65	35,0	500	138	2000	3,03	2.04		50
H962232-*		100	51	50,8	2.00	67,4	2.65	35,0	500	138	2000	3,03	2.04		100

\* 150 ft. length available



# Air and multipurpose

High pressure

## EHT480

## Conductive anti-static air and water



### Construction:

**Tube:** Black conductive PVC

**Reinforcement:** High tensile polyester yarn

**Cover:** Abrasive resistant yellow PVC and black conductive striped PVC

### Operating temperature:

-10°C to +70°C  
(-14°F to +158°F)

### Application:

- High technology anti-static air and water supply hose designed for the mining industry.
- Features a conductive outer strip connected to its conductive inner wall

### Markets:







- Mining

### Type of couplings:

- Boss
- Ground joint

Contact coupling manufacturer for attachment procedure and other coupling recommendations


Meets AS/NZS 2554 and AS 2660

# Part No.			 Hose I.D.			 Hose O.D.		 Max Operating Pressure		 Burst Pressure		 Weight		 Length	
	mtr	ft	DN	mm	in	mm	in	bar	psi	bar	psi	kg/m	lbs/ft	mtr	ft
EHT480-08	50		12	13,3	0.50	23,0	1.00	25,0	362	100	1450	370	248,6	50	
EHT480-16	50		25	26,0	1.00	35,5	1.50	25,0	362	100	1450	575	386,4	50	
EHT480-24	50		38	40,0	1.50	50,0	2.00	21,0	305	85	1233	955	641,7	50	
EHT480-32*	50		51	51,5	2.00	64,0	2.50	17,0	247	70	1015	1643	1104,1	50	

\* Product also available in green

# Air and multipurpose

## Medium pressure

 Refer to warnings and safety information on pages N-1 – N-16.

Use of damaged hose or improper use may result in bodily injury or property damage. Please consult Eaton catalog or Technical Support for proper application.

### H6002

### BULLDOG™ air



#### Construction:

**Tube:** Nitrile

#### Reinforcement:

.50" - 1.00" 2-fiber braid  
1.25" - 3.00" 2-fiber ply

#### Cover:

.50" - 1.00" pin-pricked neoprene  
1.25" - 3.00" pin-pricked vinyl nitrile

#### Operating temperature:

-40°C to +93°C  
(-40°F to +200°F)

#### Application:

- Power operated drills, boring and mining equipment
- Provide power to air-operated equipment

#### Markets:

- Metal working
- Construction
- Mining
- Forest industry

#### Type of couplings:

- Eaton "Z" series (-8 to -32)
- TTC series (-8 to -32)
- Boss
- Ground joint
- Air hammer
- Air king
- Eaton quick disconnect


Contact coupling manufacturer for attachment procedure and other coupling recommendations

#	Part No.		Hose I.D.			Hose O.D.		Max Operating Pressure		Burst Pressure		Weight		Length	
			DN	mm	in	mm	in	bar	psi	bar	psi	kg/m	lbs/ft	mtr	ft
H600208		50	12	12,7	0.50	23,0	0.91	28,0	400	110	1600	0,46	0.31		50
H600208-*		100	12	12,7	0.50	23,0	0.91	28,0	400	110	1600	0,46	0.31		100
H600212		50	19	19,0	0.75	30,2	1.19	28,0	400	110	1600	0,68	0.46		50
H600212-		100	19	19,0	0.75	30,2	1.19	28,0	400	110	1600	0,68	0.46		100
H600216		50	25	25,4	1.00	38,1	1.50	28,0	400	110	1600	1,00	0.67		50
H600216-		100	25	25,4	1.00	38,1	1.50	28,0	400	110	1600	1,00	0.67		100
H600220		50	31	31,8	1.25	46,0	1.81	28,0	400	110	1600	1,28	0.86		50
H600220-		100	31	31,8	1.25	46,0	1.81	28,0	400	110	1600	1,28	0.86		100
H600224		50	38	38,1	1.50	52,4	2.06	28,0	400	110	1600	1,47	0.99		50
H600224-		100	38	38,1	1.50	52,4	2.06	28,0	400	110	1600	1,47	0.99		100
H600232		50	51	50,8	2.00	66,7	2.63	20,7	300	83	1200	1,89	1.27		50
H600232-		100	51	50,8	2.00	66,7	2.63	20,7	300	83	1200	1,89	1.27		100
H600248-		150	80	76,2	3.00	90,5	3.56	13,8	200	55	800	2,86	1.92		150

\* 150 ft. length available

# Air and multipurpose

## Medium pressure

 Refer to warnings and safety information on pages N-1 – N-16.

Use of damaged hose or improper use may result in bodily injury or property damage. Please consult Eaton catalog or Technical Support for proper application.

### EHA502

### Heavy duty air



#### Construction:

**Tube:** Oil-mist resistant synthetic rubber

**Reinforcement:** High-tensile synthetic textile

**Cover:** Abrasion, ozone, and weather resistant synthetic rubber

#### Operating temperature:

-25°C to +70°C  
(-13°F to +158°F)

#### Application:

- Heavy duty air service







#### Markets:

- Construction
- Mining
- Oil and gas exploration
- Drilling equipment
- Rental industry
- Steel
- Quarries

#### Type of couplings:

- Boss male
- Ground joint female
- Air hammer
- Air king
- Eaton quick disconnect


Contact coupling manufacturer for attachment procedure and other coupling recommendations

# Part No.			 Hose I.D.			 Hose O.D.		 Max Operating Pressure		 Burst Pressure		 Weight		 Length	
	mtr	ft	DN	mm	in	mm	in	bar	psi	bar	psi	kg/m	lbs/ft	mtr	ft
EHA502-08YW-	MXX	100	12	12,7	0.50	23,0	0.91	28,0	400	83,0	1200	0,38	0.26	40-61	100
EHA502-10YW-	MXX	100	16	15,9	0.62	26,0	1.02	28,0	400	83,0	1200	0,45	0.30	40-61	100
EHA502-12YW-	MXX	100	19	19,0	0.75	30,0	1.18	28,0	400	83,0	1200	0,57	0.38	40-61	100
EHA502-16YW-	MXX	100	25	25,4	1.00	37,0	1.46	28,0	400	83,0	1200	0,72	0.48	40-61	100
EHA502-20YW-	MXX	100	31	31,8	1.25	44,0	1.73	28,0	400	83,0	1200	0,95	0.64	40-61	100
EHA502-24YW-	MXX	100	38	38,1	1.50	51,0	2.01	28,0	400	83,0	1200	1,21	0.81	40-61	100
EHA502-28YW-	MXX	100	45	44,5	1.75	60,0	2.36	28,0	400	83,0	1200	1,66	1.12	40-61	100
EHA502-32YW-	MXX	100	51	50,8	2.00	66,0	2.60	28,0	400	83,0	1200	1,83	1.23	40-61	100
EHA502-40YW-	MXX	100	60	63,5	2.50	80,0	3.15	28,0	400	83,0	1200	2,51	1.68	40-61	100
EHA502-48YW-	MXX	100	80	76,2	3.00	92,0	3.62	28,0	400	83,0	1200	2,79	1.87	40-61	100
EHA502-64YW-	MXX	100	102	101,6	4.00	118,0	4.65	28,0	400	83,0	1200	3,53	2.37	40-61	100

\* Product also available in BK Black

# Air and multipurpose

## Medium pressure

 Refer to warnings and safety information on pages N-1 – N-16.

Use of damaged hose or improper use may result in bodily injury or property damage. Please consult Eaton catalog or Technical Support for proper application.

### EHA501

### Medium duty air

TS 745 - EN ISO 2398 Type 4 Class A



#### Construction:

**Tube:** Oil-mist resistant synthetic rubber

**Reinforcement:** High-tensile synthetic textile

**Cover:** Abrasion, ozone, and weather resistant synthetic rubber

#### Operating temperature:

-25°C to +70°C  
(-13°F to +158°F)

#### Application:

- Medium duty air service







#### Markets:

- Construction
- Mining
- Oil and gas exploration
- Drilling equipment
- Rental industry
- Steel
- Quarries

#### Type of couplings:

- Boss male
- Ground joint female
- Air hammer
- Air king
- Eaton quick disconnect

Contact coupling manufacturer for attachment procedure and other coupling recommendations

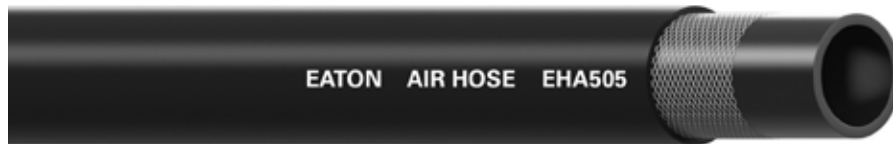
#															
Part No.			Hose I.D.			Hose O.D.		Max Operating Pressure		Burst Pressure		Weight		Length	
	mtr	ft	DN	mm	in	mm	in	bar	psi	bar	psi	kg/m	lbs/ft	mtr	ft
EHA501-08YW-	MXX	100	12	12,7	0.50	22,0	0.87	20,7	300	62,0	900	0,33	0.22	40-61	100
EHA501-10YW-	MXX	100	16	15,9	0.62	25,0	0.98	20,7	300	62,0	900	0,37	0.25	40-61	100
EHA501-12YW-	MXX	100	19	19,0	0.75	29,0	1.14	20,7	300	62,0	900	0,50	0.33	40-61	100
EHA501-16YW-	MXX	100	25	25,4	1.00	36,0	1.42	20,7	300	62,0	900	0,67	0.45	40-61	100
EHA501-20YW-	MXX	100	31	31,8	1.25	44,0	1.73	20,7	300	62,0	900	0,96	0.64	40-61	100
EHA501-24YW-	MXX	100	38	38,1	1.50	51,0	2.01	20,7	300	62,0	900	1,18	0.79	40-61	100
EHA501-28YW-	MXX	100	45	44,5	1.75	60,0	2.36	20,7	300	62,0	900	1,63	1.10	40-61	100
EHA501-32YW-	MXX	100	51	50,8	2.00	65,0	2.56	20,7	300	62,0	900	1,66	1.11	40-61	100
EHA501-40YW-	MXX	100	60	63,5	2.50	80,0	3.15	20,7	300	62,0	900	2,45	1.65	40-61	100
EHA501-48YW-	MXX	100	80	76,2	3.00	92,0	3.62	20,7	300	62,0	900	2,65	1.78	40-61	100
EHA501-64YW-	MXX	100	102	101,6	4.00	118,0	4.65	20,7	300	62,0	900	3,81	2.56	40-61	100

\* Product also available in BK Black



### EHA505

### Medium duty air



#### Construction:

**Tube:** Oil-mist resistant synthetic rubber

**Reinforcement:** High-tensile synthetic textile

**Cover:** Abrasion, ozone, and weather resistant synthetic rubber

#### Operating temperature:

-25°C to +70°C  
(-13°F to +158°F)

#### Application:

- Medium duty air service
- Pneumatic tools







#### Markets:

- Construction
- Mining
- Rental industry
- Oil and gas exploration
- In-plant air service

#### Type of couplings:

- Eaton quick disconnect
- Male barbed inserts

Contact coupling manufacturer for attachment procedure and other coupling recommendations


# Part No.			 Hose I.D.			 Hose O.D.		 Max Operating Pressure		 Burst Pressure		 Weight		 Length	
	mtr	ft	DN	mm	in	mm	in	bar	psi	bar	psi	kg/m	lbs/ft	mtr	ft
EHA505-04BK-	M100	300	6	6,4	0.25	13	0.51	20,7	300	62,0	900	0,16	0.11	100	300
EHA505-05BK-	M100	300	8	7,9	0.31	15	0.59	20,7	300	62,0	900	0,20	0.13	100	300
EHA505-06BK-	M100	300	10	9,5	0.38	18	0.71	20,7	300	62,0	900	0,27	0.18	100	300
EHA505-08BK-	M100	300	12	12,7	0.50	22	0.87	20,7	300	62,0	900	0,40	0.27	100	300
EHA505-10BK-	M100	300	16	15,9	0.62	25	0.98	20,7	300	62,0	900	0,45	0.30	100	300
EHA505-12BK-	M100	300	19	19,0	0.75	29	1.14	20,7	300	62,0	900	0,59	0.40	100	300
EHA505-16BK-	M100	300	25	25,4	1.00	37	1.46	20,7	300	62,0	900	1,89	1.27	100	300

\* Product sold in bales with maximum three cut lengths in each bale

\*\* Product also available in YW-Yellow

# Air and multipurpose

## Low working pressure

 Refer to warnings and safety information on pages N-1 – N-16.

Use of damaged hose or improper use may result in bodily injury or property damage. Please consult Eaton catalog or Technical Support for proper application.

**H9949**
**SHOCK-SAFE™**

**Construction:**

**Tube:** Nitrile (non-conductive)

**Reinforcement:** 2-fiber braid

**Cover:** Vinyl nitrile (non-conductive)

**Operating temperature:**

-40°C to +82°C  
(-40°F to +180°F)

**Application:**

- Air and water transfer where hose must be non-conductive







**Markets:**

- Oil and gas exploration
- Steel and metal
- Mining
- In-plant service

**Type of couplings:**


- Eaton "Z" series
- TTC series
- Eaton quick disconnect

Contact coupling manufacturer for attachment procedure and other coupling recommendations

#															
Part No.		Hose I.D.				Hose O.D.		Max Operating Pressure		Burst Pressure		Weight		Length	
	mtr	ft	DN	mm	in	mm	in	bar	psi	bar	psi	kg/m	lbs/ft	mtr	ft
H994904-		500R	6	6,4	0.25	15,1	0.59	19,0	275	75,0	1100	0,22	0.15		500
H994906-		500R	10	9,5	0.38	18,3	0.72	19,0	275	75,0	1100	0,28	0.19		500
H994908-		500R	12	12,7	0.50	22,2	0.88	19,0	275	75,0	1100	0,40	0.27		500
H994912-		500R	19	19,0	0.75	29,4	1.16	19,0	275	75,0	1100	0,61	0.41		500
H994916-		300R	25	25,4	1.00	36,5	1.44	19,0	275	75,0	1100	0,95	0.64		300

# Air and multipurpose

Low working pressure

 Refer to warnings and safety information on pages N-1 – N-16.

Use of damaged hose or improper use may result in bodily injury or property damage. Please consult Eaton catalog or Technical Support for proper application.

Air and multipurpose – Low working pressure

## H1776 & H1777

## PERFECTION™ 300



### Construction:

**Tube:** Nitrile  
(RMA Class A)

### Reinforcement:

H1777 1-fiber braid

H1776 2-fiber braid

**Cover:** Vinyl nitrile

### Operating temperature:

-40°C to +82°C  
(-40°F to +180°F)

### Application:

- For air and water transfer
- Air tools







### Markets:

- Construction
- Mining
- General industry
- In-plant air service
- Food processing

### Type of couplings:

- Eaton "Z" series (-4 to -8)
- \* TTC series (-4 to -8)
- Long shank
- Eaton quick disconnect

Contact coupling manufacturer for attachment procedure and other coupling recommendations


#															
Part No.			Hose I.D.			Hose O.D.		Max Operating Pressure		Burst Pressure		Weight		Length	
H1777	mtr	ft	DN	mm	in	mm	in	bar	psi	bar	psi	kg/m	lbs/ft	mtr	ft
H177704-		500R	6	6,4	0.25	12,7	0.50	22,4	325	90,0	1300	0,16	0.11		500
H177705-		500R	8	7,9	0.31	15,9	0.63	22,4	325	90,0	1300	0,25	0.17		500
H177706-		500R	10	9,5	0.38	16,7	0.66	22,4	325	90,0	1300	0,25	0.17		500
H177708-		500R	12	12,7	0.50	20,6	0.81	22,4	325	90,0	1300	0,36	0.24		500

### H1776

H177604-		500R	6	6,4	0.25	15,1	0.59	22,4	325	90,0	1300	0,22	0.15		500
H177606-		500R	10	9,5	0.38	18,3	0.72	22,4	325	90,0	1300	0,30	0.20		500
H177608-		500R	12	12,7	0.50	22,2	0.87	22,4	325	90,0	1300	0,46	0.31		500
H177610-		500R	16	15,9	0.62	25,4	1.00	22,4	325	90,0	1300	0,54	0.36		500
H177612-		500R	19	19,0	0.75	29,4	1.16	22,4	325	90,0	1300	0,65	0.44		500
H177616-		300R	25	25,4	1.00	36,5	1.44	22,4	325	90,0	1300	0,89	0.46		300
H177620-		300R	31	31,8	1.25	44,5	1.75	22,4	325	90,0	1300	0,97	0.65		300
H177624-		300R	38	38,1	1.50	50,8	2.00	22,4	325	90,0	1300	1,22	0.82		300

# Air and multipurpose

## Low working pressure

 Refer to warnings and safety information on pages N-1 – N-16.

Use of damaged hose or improper use may result in bodily injury or property damage. Please consult Eaton catalog or Technical Support for proper application.

### H201

### EASY COUPLE™



#### Construction:

**Tube:** Vinyl Nitrile  
(RMA Class A)

**Reinforcement:**  
1-braid fiber

**Cover:**  
(BK) Neoprene  
(BU,GN, GY, RD,YW)  
Vinyl nitrile  
(RD, GN, and BK are MSHA  
approved)

#### Application:

- Air and water transfer
- Pneumatic tools
- Air tools

#### Operating temperature:

Air and Water  
-40°C to +100°C  
(-40°F to +212°F)







Oil  
-40°C to +127°C  
(-40°F to +260°F)

#### Markets:

- Oil and gas exploration
- Construction
- Mining
- Plastic molding

#### Type of couplings:

- Aeroquip® socketless
- Push-on couplings
- Eaton “B” series
- Eaton quick disconnect


# Part No.			 Hose I.D.			 Hose O.D.		 Max Operating Pressure		 Burst Pressure		 Weight		 Length	
	mtr	ft	DN	mm	in	mm	in	bar	psi	bar	psi	kg/m	lbs/ft	mtr	ft
H20104XX		50	6	6,4	0.25	12,7	0.50	21,0	300	84,0	1200	0,13	0.09		50
H20104XX-**		250R	6	6,4	0.25	12,7	0.50	21,0	300	84,0	1200	0,13	0.09		250
H20104XX-		500R	6	6,4	0.25	12,7	0.50	21,0	300	84,0	1200	0,13	0.09		500
H20106XX		50	10	9,5	0.38	16,7	0.66	21,0	300	84,0	1200	0,19	0.13		50
H20106XX-**		250R	10	9,5	0.38	16,7	0.66	21,0	300	84,0	1200	0,19	0.13		250
H20106XX		500R	10	9,5	0.38	16,7	0.66	21,0	300	84,0	1200	0,19	0.13		500
H20108XX		50	12	12,7	0.50	19,2	0.76	21,0	300	84,0	1200	0,22	0.15		50
H20108XX-**		250R	12	12,7	0.50	19,2	0.76	21,0	300	84,0	1200	0,22	0.15		250
H20108XX-		500R	12	12,7	0.50	19,2	0.76	21,0	300	84,0	1200	0,22	0.15		500
H20110XX		50	16	15,9	0.62	23,6	0.93	21,0	300	84,0	1200	0,34	0.23		50
H20110XX-		250R	16	15,9	0.62	23,6	0.93	21,0	300	84,0	1200	0,34	0.23		250
H20112XX		50	19	19,0	0.75	26,3	1.04	21,0	300	84,0	1200	0,39	0.26		50
H20112XX-		250R	19	19,0	0.75	26,3	1.04	21,0	300	84,0	1200	0,39	0.26		250
H20116XX		50	25	25,4	1.00	34,9	1.38	14,0	200	55,0	800	0,57	0.38		50
H20116XX-		250R	25	25,4	1.00	34,9	1.38	14,0	200	55,0	800	0,57	0.38		250

\* All sizes available in Black, Blue and Red \*\*Green, Gray and Yellow available



# Air and multipurpose

Low working pressure

 Refer to warnings and safety information on pages N-1 – N-16.

Use of damaged hose or improper use may result in bodily injury or property damage. Please consult Eaton catalog or Technical Support for proper application.

## H1812

## Industrial Air/Water



### Construction:

**Tube:** EPDM rubber

**Reinforcement:** 2-fiber braid

**Cover:** EPDM rubber

### Operating temperature:

-40°C to +82°C  
(-40°F to +180°F)

### Application:

- For transfer of air and water
- Pneumatic tools
- For spraying water-based fertilizers and pesticides







### Markets:

- Metal working
- Construction
- Mining
- Oil and gas exploration
- In-plant service
- Agriculture

### Type of couplings:


- Eaton "Z" series (-4 to -24)
- TTC series (-4 to -24)
- Barbed inserts
- Eaton quick disconnect

Contact coupling manufacturer for attachment procedure and other coupling recommendations

#															
Part No.			Hose I.D.			Hose O.D.		Max Operating Pressure		Burst Pressure		Weight		Length	
	mtr	ft	DN	mm	in	mm	in	bar	psi	bar	psi	kg/m	lbs/ft	mtr	ft
H181204-		500R	6	6,4	0.25	15,1	0.59	19,0	275	75,0	1100	0,18	0.12		500
H181206-		500R	10	9,5	0.38	18,3	0.72	19,0	275	75,0	1100	0,27	0.18		500
H181208-		500R	12	12,7	0.50	22,2	0.87	17,2	250	70,0	1000	0,34	0.23		500
H181210-		500R	16	15,9	0.62	25,4	1.00	17,2	250	70,0	1000	0,42	0.28		500
H181212-		500R	19	19,0	0.75	29,4	1.16	17,2	250	70,0	1000	0,49	0.33		500
H181216-		300R	25	25,4	1.00	36,5	1.44	17,2	250	70,0	1000	0,68	0.46		300
H181220-		300R	31	31,8	1.25	44,5	1.75	17,2	250	70,0	1000	0,89	0.60		300
H181224-		300R	38	38,1	1.50	50,8	2.00	17,2	250	70,0	1000	1,08	0.73		300

# Air and multipurpose

## Low working pressure

 Refer to warnings and safety information on pages N-1 – N-16.

Use of damaged hose or improper use may result in bodily injury or property damage. Please consult Eaton catalog or Technical Support for proper application.

### H275

### POLYFORCE II™



#### Construction:

**Tube:** PVC

**Reinforcement:** 2-spiral fiber

**Cover:** Pin-pricked PVC

#### Operating temperature:

-23°C to +65°C  
(-10°F to +150°F)

#### Application:

- For transfer of air and water
- Air tools
- Lubricated air

#### Markets:

- Construction
- Mining
- General industry
- In-plant air service
- Food processing

#### Type of couplings:

- Eaton “E” series (-6, -8, -12, -16)
- Eaton “Z” series (-4, -6, -8, -12, -16)
- 265 “P” series (-4, -6, -8, -12)
- TTC series (-4, -6, -8, -12, -16)
- Barbed inserts
- Quick acting or long shank
- Eaton quick disconnect


Contact coupling manufacturer for attachment procedure and other coupling recommendations

# Part No.	Hose I.D.			Hose O.D.		Max Operating Pressure		Burst Pressure		Minimum Bend Radius		Weight		Length	
	DN	mm	in	mm	in	bar	psi	bar	psi	mm	in	kg/m	lbs/ft	mtr	ft
H27504RD-600R*	6	6,4	0.25	12,1	0.48	21,0	300	82.1	1200	15,9	0.63	0,10	0.07	182,9	600
H27506RD-600R*	10	9,5	0.37	16,1	0.63	21,0	300	82.1	1200	25,4	1.00	0,16	0.12	182,9	600
H27508RD-500R*	12	12,9	0.51	19,3	0.76	21,0	300	82.1	1200	31,8	1.25	0,20	0.15	152,4	500
H27510RD-500R	16	15,9	0.63	23,2	0.91	21,0	300	82.1	1200	47,6	1.87	0,28	0.19	152,4	500
H27512RD-500R	19	19,4	0.76	26,7	1.05	21,0	300	82.1	1200	63,5	2.50	0,34	0.23	152,4	500
H27516RD-200R	25	25,4	1.00	33,6	1.32	17,0	250	69,0	1000	63,5	2.50	0,51	0.34	60,1	200
H27520RD-100	31	32,1	1.26	43,1	1.70	10,0	150	41,0	600	76,2	3.00	0,28	0.52	30,5	100
H27524RD-100	38	38,4	1.51	49,6	1.95	10,0	150	41,0	600	88,9	3.50	0,34	0.61	30,5	100
H27532RD-100	51	50,8	2.00	63,5	2.50	9,0	125	34,0	500	101,6	4.00	0,51	0.91	30,5	100

\* Additional colors available \*\* Additional lengths available on select items

# Air and multipurpose

## General air and water

 Refer to warnings and safety information on pages N-1 – N-16.

Use of damaged hose or improper use may result in bodily injury or property damage. Please consult Eaton catalog or Technical Support for proper application.

### H1981 & H1982

### MARATHONER™ – Non-conductive



#### Construction:

**Tube:** Nitrile blend

**Reinforcement:** 2- or 4-fiber spiral

**Cover:** Pin-pricked nitrile blend

#### Operating temperature:

-40°C to +82°C  
(-40°F to +180°F)

#### Application:

- Medium duty oil-resistant
- Air and water transfer







#### Markets:

- Construction
- Mining
- Paper industry
- Oil and gas exploration
- In-plant service

#### Type of couplings:

- Eaton "Z" series (-4 to -8)
- TTC series (-4 to -8)
- Boss
- Ground joint
- Air hammer
- Air king
- Eaton quick disconnect

Contact coupling manufacturer for attachment procedure and other coupling recommendations

# Part No.			 Hose I.D.			 Hose O.D.		 Max Operating Pressure		 Burst Pressure		 Weight		 Length	
H1981	mtr	ft	DN	mm	in	mm	in	bar	psi	bar	psi	kg/m	lbs/ft	mtr	ft
H198104RD-		600R	6	6,4	0.25	12,7	0.50	13,8	200	55,0	800	0,15	0.10	183	600
H198106RD-		600R	10	9,5	0.38	17,3	0.68	13,8	200	55,0	800	0,22	0.15	183	600
H198108RD-		600R	12	12,7	0.50	20,6	0.81	13,8	200	55,0	800	0,28	0.19	183	600
H198112RD-*		600R	19	19,0	0.75	30,2	1.19	16,0	225	62,0	900	0,55	0.37	183	600


#### H1982

H198204RD-		600R	6	6,4	0.25	15,9	0.62	20,7	300	83,0	1200	0,19	0.13	183	600
H198206RD-**		600R	10	9,5	0.38	18,3	0.72	20,7	300	83,0	1200	0,27	0.18	183	600
H198208RD-**		600R	12	12,7	0.50	25,4	1.00	20,7	300	83,0	1200	0,34	0.23	183	600
H198210RD-**		600R	16	15,9	0.62	26,2	1.03	20,7	300	83,0	1200	0,37	0.25	183	600
H198212RD-**		600R	19	19,0	0.75	30,2	1.19	20,7	300	83,0	1200	0,55	0.37	183	600
H198216RD-**		400R	25	25,4	1.00	36,5	1.44	20,7	300	83,0	1200	0,96	0.64	183	600

\*Additional packaging available \*\* Additional colors available

# Air and multipurpose

General air and water

 Refer to warnings and safety information on pages N-1 – N-16.

Use of damaged hose or improper use may result in bodily injury or property damage. Please consult Eaton catalog or Technical Support for proper application.

**H0105**

**BOSFLEX™ A/W**



**Construction:**

**Tube:** EPDM

**Reinforcement:** 4-fiber spiral, -20 & -24 2-fiber braid

**Cover:** EPDM

**Application:**

- Air and water transfer
- Spraying and conveying water based liquid fertilizers and pesticides

**Markets:**

- Construction
- Mining
- Rental industry
- Oil and gas exploration
- In-plant air service
- Agriculture
- Assembly/manufacturers
- Paper/pulp
- Ship building







**Type of couplings:**

- TTC series (-6 to -20)
- Barbed inserts
- Quick disconnect
- Eaton quick disconnect

Contact coupling manufacturer for attachment procedure and other coupling recommendations

**Operating temperature:**

-40°C to +82°C  
(-40°F to +180°F)


#															
Part No.			Hose I.D.			Hose O.D.		Max Operating Pressure		Burst Pressure		Weight		Length	
	mtr	ft	DN	mm	in	mm	in	bar	psi	bar	psi	kg/m	lbs/ft	mtr	ft
H010504RD		50	6	6,4	0.25	15,6	0.62	20,7	300	83,0	1200	0,16	0.14		50
H010504RD-		600R	6	6,4	0.25	15,6	0.62	20,7	300	83,0	1200	0,16	0.14		600
H010506RD		50	10	9,5	0.38	18,0	0.71	20,7	300	83,0	1200	0,27	0.18		50
H010506RD-		600R	10	9,5	0.38	18,0	0.71	20,7	300	83,0	1200	0,27	0.18		600
H010508RD		50	12	12,7	0.50	22,1	0.87	20,7	300	83,0	1200	0,34	0.23		50
H010508RD-		600R	12	12,7	0.50	22,1	0.87	20,7	300	83,0	1200	0,34	0.23		600
H010510RD-		600R	16	15,9	0.62	25,3	1.00	20,7	300	83,0	1200	0,45	0.30		600
H010512RD *		50	19	19,0	0.75	29,1	1.15	15,5	225	62,0	900	0,55	0.37		50
H010512RD-*		600R	19	19,0	0.75	29,1	1.15	15,5	225	62,0	900	0,55	0.37		600
H010516RD *		50	25	25,4	1.00	34,7	1.37	13,8	200	55,0	800	0,89	0.60		50
H010516RD-*		600R	25	25,4	1.00	34,7	1.37	13,8	200	55,0	800	0,89	0.60		600
H010520BK-		300R	31	31,8	1.25	44,5	1.75	13,8	200	55,0	800	0,97	0.65		300
H010524BK-		300R	38	38,1	1.50	50,8	2.00	13,8	200	55,0	800	1,22	0.82		300

\*Product also available in BK-Black



# Air and multipurpose

General air and water

 Refer to warnings and safety information on pages N-1 – N-16.

Use of damaged hose or improper use may result in bodily injury or property damage. Please consult Eaton catalog or Technical Support for proper application.

## H0106

## BOSFLEX™ A/W



### Construction:

**Tube:** EPDM

**Reinforcement:** 2-spiral fiber

**Cover:** EPDM

### Application:

- Air and water transfer
- Spraying and conveying water-based liquid fertilizers and pesticides

### Markets:

- Construction
- Mining
- Rental industry
- Oil and gas exploration
- In-plant air service
- Agriculture
- Assembly/manufacturers
- Paper/pulp
- Ship building







### Type of couplings:

- Eaton "Z" series (-4 to -10)
- TTC series (-4 to -10)
- Barbed inserts
- Quick disconnect
- Eaton quick disconnect

### Operating temperature:


-40°C to +82°C  
(-40°F to +180°F)

Contact coupling manufacturer for attachment procedure and other coupling recommendations

#															
Part No.			Hose I.D.			Hose O.D.		Max Operating Pressure		Burst Pressure		Weight		Length	
	mtr	ft	DN	mm	in	mm	in	bar	psi	bar	psi	kg/m	lbs/ft	mtr	ft
H010604BK-		600R	6	6,4	0.25	12,4	0.49	13,8	200	55,0	800	0,15	0.10		600
H010604RD		50	6	6,4	0.25	12,4	0.49	13,8	200	55,0	800	0,15	0.10		50
H010604RD-		600R	6	6,4	0.25	12,4	0.49	13,8	200	5,05	800	0,15	0.10		600
H010606BK-		600R	10	9,5	0.38	17,2	0.68	13,8	200	55,0	800	0,22	0.15		600
H010606RD		50	10	9,5	0.38	17,2	0.68	13,8	200	55,0	800	0,22	0.15		50
H010606RD-		600R	10	9,5	0.38	17,2	0.68	13,8	200	55,0	800	0,22	0.15		600
H010608BK-		600R	12	12,7	0.50	20,6	0.81	13,8	200	55,0	800	0,28	0.19		600
H010608RD		50	12	12,7	0.50	20,6	0.81	13,8	200	55,0	800	0,28	0.19		50
H010608RD-		600R	12	12,7	0.50	20,6	0.81	13,8	200	55,0	800	0,28	0.19		600
H010610BK-		600R	16	15,9	0.62	23,6	0.93	13,8	200	55,0	800	0,42	0.28		600
H010612RD-		600R	19	19,0	0.75	29,1	1.15	20,7	300	83,0	1200	0,60	0.40		600

# Air and multipurpose

General air and water

 Refer to warnings and safety information on pages N-1 – N-16.

Use of damaged hose or improper use may result in bodily injury or property damage. Please consult Eaton catalog or Technical Support for proper application.

## EHW520

## Non-conductive\* multipurpose



### Construction:

**Tube:** Synthetic rubber

**Reinforcement:** One textile spiral reinforcement

**Cover:** Synthetic rubber

### Application:

- For use with air and water
- Pneumatic tools
- For use in industrial welding with acetylene, oxygen and LPG

### Markets:

- Construction
- Mining
- In-plant air service
- Oil and gas exploration

### Type of couplings:







- Eaton quick disconnect

Always consult coupling manufacturer for specifications, assembly instructions, attachment procedure and other coupling recommendations.

### Operating temperature:

-40°C to +80°C  
(-40°F to +176°F)


\* Tested in accordance with ISO 8031.  
Non-conductive under 500V electric tension

# Part No.	 Hose I.D.			 Hose O.D.		 Max Operating Pressure		 Burst Pressure		 Weight		 Length	
	DN	mm	in	mm	in	bar	psi	bar	psi	kg/m	lbs/ft	mtr	ft
EHW520-04	6	6,0	0.24	12,3	0.43	20,7	300	60	870	0,13	0.09	100	300
EHW520-06	10	10,0	0.39	17,3	0.68	20,7	300	60	870	0,22	0.15	100	300
EHW520-08	13	13,0	0.51	21,3	0.84	20,7	300	60	870	0,32	0.22	100	300
EHW520-10	16	16,0	0.63	24,3	0.96	20,7	300	60	870	0,38	0.26	100	300
EHW520-12	19	19,0	0.75	27,3	1.07	20,7	300	60	870	0,43	0.29	100	300
EHW520-16	25	25,0	0.98	35,5	1.40	20,7	300	60	870	0,70	0.47	100	300

\* Tested in accordance with ISO 8031. Non-conductive under 500V electric tension

# Air and multipurpose

## General air and water

 Refer to warnings and safety information on pages N-1 – N-16.

Use of damaged hose or improper use may result in bodily injury or property damage. Please consult Eaton catalog or Technical Support for proper application.

### EHA901

### Multipurpose



#### Construction:

**Tube:** Synthetic rubber

**Reinforcement:** High-tensile synthetic textile

**Cover:** Synthetic rubber

#### Operating temperature:

-40°C to +70°C  
(-40°F to +158°F)

#### Application:

- For transfer of air, water and nitrogen

#### Markets:

- Oil and gas exploration
- Construction
- Tank truck

#### Type of couplings:

- Swaged or crimp male couplings

Always consult coupling manufacturer for specifications, assembly instructions, attachment procedure and other coupling recommendations.

# Part No.	Hose I.D.			Hose O.D.		Max Operating Pressure		Burst Pressure		Minimum Bend Radius		Weight		Length	
	DN	mm	in	mm	in	bar	psi	bar	psi	mm	in	kg/m	lbs/ft	mtr	ft
EHA901-12RD	19	19,0	0.75	29,0	1.14	20,7	300	62,0	900	95	3.74	0,5	0.34	40-61	100
EHA901-16RD	25	25,4	1.00	36,0	1.42	20,7	300	62,0	900	125	4.92	0,67	0.45	40-61	100
EHA901-32RD	51	50,8	2.00	65,0	2.56	20,7	300	62,0	900	450	17.72	1,66	1.12	40-61	100

Product also available in BU-Blue and GN-Green.

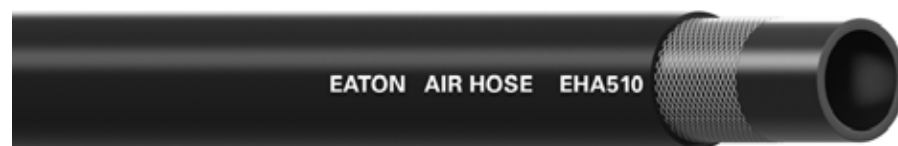
# Air and multipurpose

General air and water

Refer to warnings and safety information on pages N-1 – N-16.

Use of damaged hose or improper use may result in bodily injury or property damage. Please consult Eaton catalog or Technical Support for proper application.

## EHA509 & EHA510 Multipurpose - EPDM



### Construction:

**Tube:** EPDM rubber

### Reinforcement:

High-tensile synthetic textile

**Cover:** EPDM rubber

### Application:

- For use with air or water

### Markets:

- Construction
- Mining
- Rental industry
- Oil and gas exploration
- In-plant air service

### Type of couplings:

- Hansen® quick connect
- Male barbed inserts

Contact coupling manufacturer for attachment procedure and other coupling recommendations

### Operating temperature:

-40°C to +122°C  
(-40°F to +248°F)

#															
Part No.			Hose I.D.			Hose O.D.		Max Operating Pressure		Burst Pressure		Weight		Length	
EHA509	mtr	ft	DN	mm	in	mm	in	bar	psi	bar	psi	kg/m	lbs/ft	mtr	ft
EHA509-04-	M100	300	6	6,4	0.25	11	0.43	10,5	150	31	450	0,03	0.02	100	300
EHA509-05-	M100	300	8	7,9	0.31	14	0.55	10,5	150	31	450	0,05	0.03	100	300
EHA509-06-	M100	300	10	9,7	0.38	16	0.63	10,5	150	31	450	0,07	0.04	100	300
EHA509-08-	M100	300	12	12,7	0.50	20	0.79	10,5	150	31	450	0,08	0.05	100	300
EHA509-10-	M100	300	16	15,9	0.62	23	0.91	10,5	150	31	450	0,10	0.07	100	300
EHA509-12-	M100	300	19	19,0	0.75	27	1.06	10,5	150	31	450	0,12	0.08	100	300
EHA509-16-	M100	300	25	25,4	1.00	34	1.34	10,5	150	31	450	0,15	0.10	100	300

### EHA510

EHA510-04-	M100	300	6	6,4	0.25	13	0.52	20,7	300	62	900	0,13	0.09	100	300
EHA510-05-	M100	300	8	7,9	0.31	15	0.59	20,7	300	62	900	0,15	0.10	100	300
EHA510-06-	M100	300	10	9,7	0.38	18	0.71	20,7	300	62	900	0,21	0.14	100	300
EHA510-08-	M100	300	12	12,7	0.50	22	0.87	20,7	300	62	900	0,30	0.20	100	300
EHA510-10-	M100	300	16	15,9	0.62	25	0.98	20,7	300	62	900	0,35	0.24	100	300
EHA510-12-	M100	300	19	19,0	0.75	29	1.14	20,7	300	62	900	0,45	0.30	100	300
EHA510-16-	M100	300	25	25,4	1.00	37	1.46	20,7	300	62	900	0,69	0.46	100	300

\*Product sold in bales with maximum three cut lengths in each bale.

## EHW028

## Heavy duty MSHA mine spray



### Construction:

**Tube:** Oil-mist resistant NBR rubber

**Reinforcement:** High-tensile steel wire

**Cover:** MSHA pin-pricked neoprene

### Application:

- High pressure air in mines

### Markets:

- Mining
- Construction
- Equipment rental








### Type of couplings:

- Male NPT
- Hansen® quick connect

Contact coupling manufacturer for attachment procedure and other coupling recommendations

### Operating temperature:

-35°C to +100°C  
(-31°F to +212°F)

#																	
Part No.			Hose I.D.			Hose O.D.		Max Oper Pressure		Burst Pressure		Minimum Bend Radius		Weight		Length	
	mtr	ft	DN	mm	in	mm	in	bar	psi	bar	psi	mm	in	kg/m	lbs/ft	mtr	ft
EHW028-08-	MXX	100	12	12,7	0.50	24,4	0.94	70,0	1000	20,7	3000	150	5.91	0,60	0.40	40-61	50, 100
EHW028-12-	MXX	100	19	19,0	0.75	28,0	1.10	70,0	1000	20,7	3000	203	9.06	0,61	0.41	40-61	50, 100
EHW028-16-	MXX	100	25	25,4	1.00	34,3	1.35	70,0	1000	20,7	3000	305	12.01	0,82	0.55	40-61	50, 100
EHW028-20-	MXX	100	31	31,8	1.25	41,4	1.63	70,0	1000	20,7	3000	385	15.16	1,10	0.74	40-61	50, 100
EHW028-24-	MXX	100	38	38,1	1.50	48,0	1.89	70,0	1000	20,7	3000	455	17.91	1,41	0.95	40-61	50, 100
EHW028-32-	MXX	100	51	50,8	2.00	62,0	2,44	70,0	1000	20,7	3000	610	24.02	2,19	1.47	40-61	50, 100
EHW028-40-	MXX	100	60	63,5	2.50	82,0	3,23	70,0	1000	20,7	3000	765	30.12	3,93	2.64	40-61	50, 100



# Air and multipurpose

## Specialty

Refer to warnings and safety information on pages N-1 – N-16.

Use of damaged hose or improper use may result in bodily injury or property damage. Please consult Eaton catalog or Technical Support for proper application.

### EHA511

### Air and dust suction



#### Construction:

**Tube:** Natural and synthetic rubber

**Reinforcement:** Synthetic textile and steel helical wire

**Cover:** Corrugated synthetic rubber

#### Application:







- For suction and discharge of air, dust, grain, powder, etc.

#### Markets:

- Construction
- In-plant service

#### Operating temperature:

-40°C to +70°C  
(-40°F to +158°F)

#															
Part No.		Hose I.D.				Hose O.D.		Minimum Bend Radius		Vacuum		Weight		Length	
	mtr	ft	DN	mm	in	mm	in	mm	in	kPa	in/Hg	kg/m	lbs/ft	mtr	ft
EHA511-16-	MXX	100	25	25,4	1.00	32,0	2.21	40	2.76	61	18	0,42	0.28	1-46	100
EHA511-20-	MXX	100	31	32,0	1.25	39,0	2.69	60	4.14	61	18	0,62	0.42	1-46	100
EHA511-24-	MXX	100	38	38,1	1.50	45,0	3.10	75	5.17	61	18	0,72	0.48	1-46	100
EHA511-28-	MXX	100	45	44,5	1.75	52,0	3.59	90	6.21	61	18	0,81	0.54	1-46	100
EHA511-32-	MXX	100	51	50,8	2.00	58,0	4.00	100	6.89	61	18	0,91	0.61	1-46	100
EHA511-40-	MXX	100	60	63,5	2.50	72,0	4.96	125	8.62	61	18	1,41	0.95	1-46	100
EHA511-48-	MXX	100	80	76,2	3.00	84,5	5.83	150	10.34	61	18	1,69	1.14	1-46	100
EHA511-64-	MXX	100	102	101,6	4.00	110,0	7.58	200	13.79	61	18	2,34	1.57	1-46	100
EHA511-80-	MXX	100	130	127,0	5.00	135,0	9.31	295	20.34	61	18	3,18	2.14	1-46	100
EHA511-96-	MXX	100	150	152,4	6.00	162,0	11.17	380	26.20	61	18	4,17	2.80	1-46	100
EHA511-128-	MXX	20	200	203,2	8.00	214,0	14.75	700	48.26	61	18	6,28	4.22	20	20
EHA511-160-	MXX	20	250	254,0	10.00	267,0	18.41	1000	68.95	61	18	8,80	5.92	20	20
EHA511-192-	MXX	20	305	304,8	12.00	319,0	21.99	1400	96.53	61	18	10,43	7.01	10	20

# Cement, plaster and grout

## Cement and concrete

- EHK007 MAURAUDER™ Heavy duty concrete pumping . . . . C-4
- EHK007 Concrete pumping couplings . . . . . C-5
- EHK006 MAURAUDER™ Concrete pumping . . . . . C-6
- EHK005 Plaster and grout spraying . . . . . C-7

## Dry bulk

- EHK002 Dry Bulk suction & discharge . . . . . C-8
- EHK016 Dry Bulk discharge . . . . . C-9



# Cement, plaster and grout

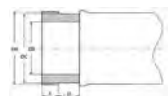
## Cement and concrete

### EHK007 MAURAUDER™ Heavy Duty concrete pumping



**Application:** High-pressure concrete pumping  
**Tube:** Abrasion resistant synthetic rubber  
**Reinforcement:** High-tensile steel cords  
**Cover:** Pin-pricked synthetic rubber  
**Temp:** -40°C to +70°C, (-40°F to +158°F)  
**Pressure:** 85 bar / 1230 psi

### EHK007 Concrete pumping couplings



### EHK006 MAURAUDER™ Concrete pumping



**Application:** High-pressure spraying plaster, grout, sand, gypsum, and ready-mixed concrete  
**Tube:** Abrasion resistant synthetic rubber  
**Reinforcement:** High-tensile synthetic textile and anti-static copper wire  
**Cover:** Pin-pricked synthetic rubber  
**Temp:** -40°C to +70°C, (-40°F to +158°F)  
**Pressure:** 85 bar / 1230 psi

### EHK005 Plaster and grout spraying



**Application:** High-pressure spraying plaster, grout, sand, gypsum, and ready-mixed concrete  
**Tube:** Abrasion resistant synthetic rubber  
**Reinforcement:** High-tensile synthetic textile and anti-static copper wire  
**Cover:** Pin-pricked synthetic rubber  
**Temp:** -40°C to +70°C, (-40°F to +158°F)  
**Pressure:** 41 bar / 600 psi

## Dry bulk

### EHK002 Dry Bulk suction & discharge



**Application:** Suction and discharge of dry bulk materials, sand, gravel and dry cement  
**Tube:** Abrasion resistant synthetic rubber  
**Reinforcement:** High-tensile synthetic textile with helical wire and anti-static copper wire  
**Cover:** Pin-pricked synthetic rubber  
**Temp:** -40°C to +70°C, (-40°F to +158°F)  
**Pressure:** 10,5 bar / 150 psi

### EHK016 Dry Bulk discharge



**Application:** Suction and discharge of dry bulk materials, sand, gravel and dry cement  
**Tube:** Abrasion resistant synthetic rubber  
**Reinforcement:** High-tensile synthetic textile with anti-static copper wire  
**Cover:** Pin-pricked synthetic rubber  
**Temp:** -40°C to +70°C, (-40°F to +158°F)  
**Pressure:** 10,5 bar / 150 psi



# Cement, plaster and grout

## Introduction and Safety information



### Environmental resistance

- The tube and cover materials of the Eaton industrial hose are designed to assure maximum life and top value. They are sophisticated hoses for demanding jobs.

### Built to make work faster, easier and safer

- Moving and connecting hose several times a day isn't easy work. Each of the industrial hose is designed to be as easy to handle as safety and job performance will allow.

### Honest value

- There is only one way to make hose cost less — build it cheaper. You won't find compromises in the industrial hose. That's why we put the Eaton brand name on them.

### Job related construction service

- Eaton makes a variety of hose styles for material handling applications. Each product is manufactured utilizing the components and construction which make it best suited for the job to be performed.

## Cement, plaster and grout hose - Safety information

### Important!

**⚠ WARNING:** Testing can be dangerous and should be done only by trained personnel using proper tools and procedures. Failure to follow such procedures might result in serious injury, death, or damage to property.

**⚠ WARNING:** Failure to properly follow the manufacturer's recommended procedures for the care, maintenance, and storage of a particular hose may result in its failure to perform in the manner intended and may result in serious injury, death, or damage to property.

**⚠ WARNING:** Consult with the Coupling Manufacturer to make sure you choose the correct coupling and proper assembly for the application. Such matching of hose and couplings, and assembling of couplings, should be performed only by trained personnel using proper tools and procedures. Failure to follow manufacturer's instructions or failure to use trained personnel may result in serious bodily injury and/or property damage.


**⚠ WARNING:** Never use a hose to transfer material it is not specifically meant to transfer. Doing so could deteriorate the hose and result in leaking, hose bursting, or end blow-offs. This could lead to serious personal injury or death. Always transfer material in a hose that is designed specifically to transfer that material. This information is listed in this catalog.

**⚠ WARNING:** Consider both working pressure and pressure surges when determining "maximum" pressure. Failure to select a hose that meets both these requirements could lead to end blowoffs, hose leakage, and hose bursting. The result could be serious injury or death. The Eaton hose you choose must meet or exceed the required working pressure, and must have a safety factor to allow for surge pressure.

**⚠ WARNING:** Do not use hose at temperatures that exceed the hose temperature rating. Doing so could deteriorate the hose, leading to leaks, hose bursting, and end blow-offs. This could result in serious personal injury, or death.

# Cement, plaster and grout

## Cement and concrete

 Refer to warnings and safety information on pages N-1 – N-16.

Use of damaged hose or improper use may result in bodily injury or property damage. Please consult Eaton catalog or Technical Support for proper application.

### EHK007

### MARAUDER™ Heavy Duty concrete pumping



#### Construction:

**Tube:** Abrasion resistant synthetic rubber

**Reinforcement:** High-tensile steel cords

**Cover:** Pin-pricked synthetic rubber

#### Operating temperature:

-40°C to +70°C  
(-40°F to +158°F)

#### Application:

- High-pressure concrete pumping








#### Markets:

- Construction
- Cement placement

#### Type of couplings:

- Victaulic male NPT

Contact coupling manufacturer for attachment procedure and other coupling recommendations

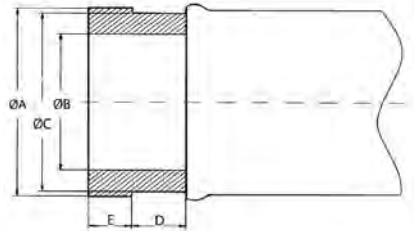
#																	
Part No.			Hose I.D.			Hose O.D.		Max Oper Pressure		Burst Pressure		Minimum Bend Radius		Weight		Length	
	mtr	ft	DN	mm	in	mm	in	bar	psi	bar	psi	mm	in	kg/m	lbs/ft	mtr	ft
EHK007-32-	MXX	100	51	50,8	2.00	70,0	2.76	85	1230	200	2900	275	10.83	3,03	2.04	40-61	100
EHK007-40-	MXX	100	60	63,5	2.50	88,0	3.46	85	1230	200	2900	300	11.81	4,48	3.01	40-61	100
EHK007-48-	MXX	100	80	76,2	3.00	102,0	4.02	85	1230	200	2900	350	13.78	5,46	3.67	40-61	100
EHK007-64-	MXX	100	102	101,6	4.00	130,0	5.12	85	1230	200	2900	400	15.75	8,46	5.69	40-61	100
EHK007-80-	MXX	100	130	127,0	5.00	155,0	6.10	85	1230	200	2900	500	19.69	9,63	6.47	40-61	100
EHK007-96-	MXX	100	150	152,4	6.00	180,0	7.09	85	1230	140	2030	650	25.59	10,99	7.39	40-61	100

\* Abrasion loss value acc. DIN53516 ≤60mm<sup>3</sup>



### EHK007 Coupling


### Concrete pumping couplings



	2-1/2 in		3 in		4 in		4-1/2 in		5 in		5-1/2 in		6 in	
	mm	in	mm	in	mm	in	mm	in	mm	in	mm	in	mm	in
Ø A	89,0	3.50	90,0	3.54	114,3	4.50	127,5	5.02	142,0	5.59	148,0	5.83	175,0	6.89
Ø B	64,4	2.54	77,0	3.03	98,0	3.86	98,0	3.86	124,0	4.88	124,0	4.88	147,0	5.79
Ø C	84,0	3.31	64,5	2.54	108,0	4.25	114,0	4.49	133,0	5.24	139,0	5.47	102,0	4.02
D	20,0	0.79	18,0	0.71	18,0	0.71	18,0	0.71	18,0	0.71	18,0	0.71	18,0	0.71
E	16,0	0.63	16,5	0.65	17,0	0.67	17,0	0.67	17,0	0.67	17,0	0.67	17,0	0.67

# Cement, plaster and grout

## Cement and concrete

 Refer to warnings and safety information on pages N-1 – N-16.

Use of damaged hose or improper use may result in bodily injury or property damage. Please consult Eaton catalog or Technical Support for proper application.

### EHK006

### MARAUDER™ concrete pumping



#### Construction:

**Tube:** Abrasion resistant synthetic rubber

**Reinforcement:** High-tensile synthetic textile and anti-static copper wire

**Cover:** Pin-pricked, abrasion, ozone, and weather resistant synthetic rubber

#### Operating temperature:

-40°C to +70°C  
(-40°F to +158°F)

#### Application:

- For high-pressure spraying plaster, grout, sand, gypsum, and ready mixed concrete







#### Markets:

- Construction
- Cement
- Swimming pool

#### Type of couplings:

- Victaulic male NPT


Contact coupling manufacturer for attachment procedure and other coupling recommendations

# Part No.			 Hose I.D.			 Hose O.D.		 Max Operating Pressure		 Burst Pressure		 Weight		 Length	
	mtr	ft	DN	mm	in	mm	in	bar	psi	bar	psi	kg/m	lbs/ft	mtr	ft
EHK006-16-	MXX	100	25	25,4	1.00	43,0	1.69	85	1230	178	2580	1,08	0.72	40-61	100
EHK006-20-	MXX	100	31	31,8	1.25	48,0	1.89	85	1230	178	2580	1,15	0.77	40-61	100
EHK006-24-	MXX	100	38	38,1	1.50	56,0	2.20	85	1230	178	2580	1,59	1.07	40-61	100
EHK006-32-	MXX	100	51	50,8	2.00	70,0	2.76	85	1230	178	2580	2,13	1.43	40-61	100
EHK006-40-	MXX	100	60	63,5	2.50	84,0	3.31	85	1230	178	2580	2,58	1.73	40-61	100
EHK006-48-	MXX	100	80	76,2	3.00	102,0	4.02	85	1230	178	2580	4,05	2.72	40-61	100
EHK006-56-	MXX	100	90	88,9	3.50	118,0	4.65	85	1230	178	2580	5,22	3.51	40-61	100
EHK006-64	MXX	100	102	101,6	4.00	130,0	5.12	85	1230	178	2580	5,90	3.96	40-61	100
EHK006-80-	MXX	100	130	127,0	5.00	155,0	6.10	85	1230	178	2580	6,93	4.66	40-61	100

\* Abrasion loss value acc. DIN53516 ≤60mm³

# Cement, plaster and grout

## Cement and concrete

 Refer to warnings and safety information on pages N-1 – N-16.

Use of damaged hose or improper use may result in bodily injury or property damage. Please consult Eaton catalog or Technical Support for proper application.

### EHK005

### Plaster and grout spraying



#### Construction:

**Tube:** Abrasion resistant synthetic rubber

**Reinforcement:** High-tensile synthetic textile and anti-static copper wire

**Cover:** Pin-pricked, abrasion, ozone, and weather resistant synthetic rubber

#### Operating temperature:

-40°C to +70°C  
(-40°F to +158°F)

#### Application:

- For high-pressure spraying plaster, grout, sand, gypsum, and ready mixed concrete







#### Markets:

- Construction
- Cement
- Swimming pool

#### Type of couplings:

- Victaulic male NPT

Contact coupling manufacturer for attachment procedure and other coupling recommendations


#															
Part No.			Hose I.D.			Hose O.D.		Max Operating Pressure		Burst Pressure		Weight		Length	
	mtr	ft	DN	mm	in	mm	in	bar	psi	bar	psi	kg/m	lbs/ft	mtr	ft
EHK005-12BK-	MXX	100	19	19,0	0.75	31,0	1.22	41,0	600	125	1800	0,54	0.36	40-61	100
EHK005-16BK-	MXX	100	25	25,4	1.00	37,0	1.46	41,0	600	125	1800	0,65	0.44	40-61	100
EHK005-16ABK-	MXX	100	25	25,4	1.00	38,0	1.50	41,0	600	125	1800	0,75	0.50	40-61	100
EHK005-19BK-	MXX	100		30,0	1.18	44,0	1.73	41,0	600	125	1800	0,95	0.64	40-61	100
EHK005-20BK-	MXX	100	31	31,8	1.25	46,0	1.81	41,0	600	125	1800	1,03	0.69	40-61	100
EHK005-22BK-	MXX	100		35,0	1.38	49,0	1.93	41,0	600	125	1800	1,10	0.74	40-61	100
EHK005-24BK-	MXX	100	38	38,1	1.50	54,0	2.13	41,0	600	125	1800	1,43	0.96	40-61	100
EHK005-28BK-	MXX	100	45	44,5	1.75	61,0	2.40	41,0	600	125	1800	1,63	1.10	40-61	100
EHK005-32BK-	MXX	100	51	50,8	2.00	68,0	2.68	41,0	600	125	1800	1,96	1.32	40-61	100
EHK005-38BK-	MXX	100		60,0	2.36	80,0	3.15	41,0	600	125	1800	2,72	1.83	40-61	100
EHK005-40BK-	MXX	100	60	63,5	2.50	83,5	3.29	41,0	600	125	1800	2,86	1.92	40-61	100
EHK005-42BK-	MXX	100	65	65,0	2.56	85,0	3.35	41,0	600	125	1800	2,88	1.94	40-61	100
EHK005-44BK-	MXX	100	70	70,0	2.76	90,0	3.54	41,0	600	125	1800	2,93	1.97	40-61	100
EHK005-48BK-	MXX	100	80	76,2	3.00	96,2	3.79	41,0	600	125	1800	3,14	2.11	40-61	100
EHK005-64BK-	MXX	100	102	101,6	4.00	122,0	4.80	41,0	600	125	1800	4,14	2.78	40-61	100
EHK005-80BK-	MXX	100	130	127,0	5.00	155,0	6.10	41,0	600	125	1800	6,85	4.60	40-61	100

\* Product available in GY-gray and YW-yellow.

\* Abrasion loss value acc. DIN53516 ≤60mm<sup>3</sup>

# Cement, plaster and grout

## Dry Bulk

 Refer to warnings and safety information on pages N-1 – N-16.

Use of damaged hose or improper use may result in bodily injury or property damage. Please consult Eaton catalog or Technical Support for proper application.

### EHK002

### Dry Bulk suction & discharge



#### Construction:

**Tube:** Abrasion resistant synthetic rubber

**Reinforcement:** High-tensile synthetic textile with helical wire and anti-static copper wire

**Cover:** Pin-pricked, abrasion, ozone, and weather resistant synthetic rubber

#### Operating temperature:

-40°C to +70°C  
(-40°F to +158°F)

#### Application:

- For suction and discharge of dry bulk materials, sand, gravel and dry cement

#### Markets:

- Construction
- Cement
- Swimming pool

#### Type of couplings:

- Cam and groove
- Combination nipple

Contact coupling manufacturer for attachment procedure and other coupling recommendations


#	Part No.		Hose I.D.			Hose O.D.		Max Oper Pressure		Burst Pressure		Minimum Bend Radius		Vacuum		Weight		Length	
			DN	mm	in	mm	in	bar	psi	bar	psi	mm	in	kPa	in/Hg	kg/m	lbs/ft	mtr	ft
	mtr	ft																	
EHK002-16-	MXX	100	25	25,4	1.00	39,0	1.54	10,5	150	31	450	125	4.92	94,8	28	0,88	0.59	40-61	100
EHK002-20-	MXX	100	31	31,8	1.25	45,0	1.77	10,5	150	31	450	160	6.30	94,8	28	1,05	0.71	40-61	100
EHK002-24-	MXX	100	38	38,1	1.50	52,0	2.05	10,5	150	31	450	190	7.48	94,8	28	1,40	0.94	40-61	100
EHK002-32-	MXX	100	51	50,8	2.00	66,0	2.60	10,5	150	31	450	250	9.84	94,8	28	1,98	1.33	40-61	100
EHK002-40-	MXX	100	60	63,5	2.50	78,5	3.09	10,5	150	31	450	315	12.40	94,8	28	2,31	1.55	40-61	100
EHK002-48-	MXX	100	80	76,2	3.00	92,0	3.62	10,5	150	31	450	380	14.96	94,8	28	3,11	2.09	40-61	100
EHK002-56-	MXX	100	90	88,9	3.50	107,0	4.21	10,5	150	31	450	450	17.72	94,8	28	3,76	2.53	40-61	100
EHK002-64-	MXX	100	102	101,6	4.00	120,0	4.72	10,5	150	31	450	550	21.65	94,8	28	4,55	3.06	40-61	100
EHK002-80-	MXX	100	130	127,0	5.00	149,0	5.87	10,5	150	31	450	700	27.56	94,8	28	6,70	4.50	40-61	100
EHK002-96-	MXX	100	150	152,4	6.00	174,5	6.87	10,5	150	31	450	850	33.46	94,8	28	8,81	5.92	40-61	100
EHK002-128-	M20	20	200	203,2	8.00	229,0	9.02	10,5	150	31	450	1200	47.24	80,0	24	13,69	9.20	20	20
EHK002-160-	M20	20	250	254,0	10.00	281,0	11.06	10,5	150	31	450	1600	62.99	80,0	24	17,16	11.54	20	20

\* Abrasion loss value acc. DIN53516 ≤60mm³

Channeled and corrugated cover versions available on request

# Cement, plaster and grout

## Dry Bulk

 Refer to warnings and safety information on pages N-1 – N-16.

Use of damaged hose or improper use may result in bodily injury or property damage. Please consult Eaton catalog or Technical Support for proper application.

### EHK016

### Dry Bulk discharge



#### Construction:

**Tube:** Abrasion resistant synthetic rubber

**Reinforcement:** High-tensile synthetic textile with anti-static copper wire

**Cover:** Pin-pricked, abrasion, ozone, and weather resistant synthetic rubber

#### Operating temperature:

-40°C to +70°C  
(-40°F to +158°F)

#### Application:

- For suction and discharge of dry bulk materials, sand, gravel and dry cement

#### Markets:

- Construction
- Cement
- Swimming pool

#### Type of couplings:

- Cam and groove
- Combination nipple

Contact coupling manufacturer for attachment procedure and other coupling recommendations

#	Part No.		Hose I.D.			Hose O.D.		Max Oper Pressure		Burst Pressure		Weight		Length	
			DN	mm	in	mm	in	bar	psi	bar	psi	kg/m	lbs/ft	mtr	ft
EHK016-16-	MXX	100	25	25,4	1.00	37,0	1.46	10,5	150	31,0	450	0,62	0.42	40-61	100
EHK016-20-	MXX	100	31	31,8	1.25	44,0	1.73	10,5	150	31,0	450	0,82	0.55	40-61	100
EHK016-24-	MXX	100	38	38,1	1.50	50,0	1.97	10,5	150	31,0	450	0,95	0.64	40-61	100
EHK016-28-	MXX	100	45	44,5	1.75	58,0	2.28	10,5	150	31,0	450	1,27	0.85	40-61	100
EHK016-32-	MXX	100	51	50,8	2.00	64,5	2.54	10,5	150	31,0	450	1,42	0.95	40-61	100
EHK016-40-	MXX	100	60	63,5	2.50	77,0	3.03	10,5	150	31,0	450	1,73	1.16	40-61	100
EHK016-48-	MXX	100	80	76,2	3.00	90,0	3.54	10,5	150	31,0	450	2,09	1.41	40-61	100
EHK016-56-	MXX	100	90	88,9	3.50	104,0	4.09	10,5	150	31,0	450	2,56	1.72	40-61	100
EHK016-64-	MXX	100	102	101,6	4.00	118,0	4.65	10,5	150	31,0	450	3,25	2.18	40-61	100
EHK016-80-	MXX	100	130	127,0	5.00	146,0	5.75	10,5	150	31,0	450	4,84	3.25	40-61	100
EHK016-96-	MXX	100	150	152,4	6.00	172,0	6.77	10,5	150	31,0	450	6,00	4.03	40-61	100
EHK016-128-	MXX	20	200	203,2	8.00	225,0	8.86	10,5	150	31,0	450	8,71	5.86	20-40	20
EHK016-160-	M20	20	250	254,0	10.00	276,0	10.87	10,5	150	31,0	450	11,40	7.66	20	20

\* Abrasion loss value acc. DIN53516 ≤60mm<sup>3</sup>



## Hose maintenance



## Hose maintenance

Proper maintenance of the hose is essential to the safe use of the hose and related equipment. Hose should be stored in a dry place. Hose should also be visually inspected. Any hose that has a cut or gouge in the cover that exposes the reinforcement should be retired from service. Hoses should also be inspected for kinking or broken reinforcement. If the outside diameter of the hose is reduced by 20% or more, the hose should be repaired or removed from service. Inadequate attention to hose maintenance may result in hose leakage, bursting, or other failure which may cause serious bodily injury or property damage for spraying fluids, flying projectiles, or other substances.

## Notes

This image shows a single sheet of white paper with horizontal blue or grey ruling lines. The lines are evenly spaced and run across the width of the page. There are approximately 20 lines visible. The paper has a slight shadow on the right side, suggesting it's resting on a surface.

# Chemical

## Suction and discharge

H0554 ARMORCAT™ Petrochemical . . . . .	D-5
H0599 CHEMCAT™ Corrugated Petrochemical . . . . .	D-6
H0523 CHEMCAT™ Petrochemical . . . . .	D-7
EHC006 Heavy Duty UHMW-PE S & D . . . . .	D-8
EHC004 UHMW-PE S & D . . . . .	D-9
EHC003 Heavy Duty Chemical S & D . . . . .	D-10
EHC034 Corrugated XLPE S & D . . . . .	D-11
EHC011 Heavy Duty EPDM S & D . . . . .	D-12
H0345 TIGER™ Chemical S & D . . . . .	D-13

## Discharge

EHC017 Heavy Duty UHMW-PE Discharge . . . . .	D-14
EHC016 UHMW-PE Discharge . . . . .	D-15
H9699 ALLEYCAT™ Hot Liquid . . . . .	D-16

## Specialty

H1941 & H1942 NYALL™ . . . . .	D-17
--------------------------------	------



# Chemical

## Suction and discharge

### H0554 ARMORCAT™ Petrochemical



**Application:** Transfer of acids, chemicals, solvents, and petroleum products; Loading and unloading, pumping, suction, or gravity flow discharge

**Tube:** UHMW-PE FDA-approved material **Reinforcement:** 2-wire braid, dual stainless steel static wire, and helical wire **Cover:** EPDM

**Temp:** -40°C to +121°C, (-40°F to +250°F) \*Intermittent

**Pressure:** 35 bar / 500 psi

### H0599 CHEMCAT™ Corrugated Petrochemical



**Application:** Transfer of acids, chemicals, solvents, and petroleum products; Loading and unloading, pumping, suction, or gravity flow discharge

**Tube:** UHMW-PE FDA-approved material **Reinforcement:** 2-ply fiber with dual helical wire **Cover:** Corrugated EPDM

**Temp:** -40°C to +121°C, (-40°F to +250°F) \*Intermittent

**Pressure:** 12,1-20,7 bar / 175-300 psi

### H0523 CHEMCAT™ Petrochemical



**Application:** Transfer of acids, chemicals, solvents, and petroleum products, and food transfer

**Tube:** UHMW-PE FDA-approved material **Reinforcement:** 2-ply fiber and dual helical wires **Cover:** EPDM

**Temp:** -40°C to +121°C, (-40°F to +250°F) \*Intermittent

**Pressure:** 12,1-20,7 bar / 175-300 psi

### EHC006 Heavy Duty UHMW-PE S & D



**Application:** Suction and discharge of chemicals and solvents

**Tube:** UHMW-PE

**Reinforcement:** High-tensile synthetic textile, steel helical wire and dual anti-static copper wires

**Cover:** EPDM rubber

**Temp:** -40°C to +80°C, (-40°F to +176°F)

**Pressure:** 16 bar / 230 psi

### EHC004 UHMW-PE S & D



**Application:** Suction and discharge of chemicals, and solvents

**Tube:** UHMW-PE FDA-approved material **Reinforcement:** High-tensile synthetic textile, steel helical wire and anti-static copper wire

**Cover:** EPDM rubber

**Temp:** -40°C to +80°C, (-40°F to +176°F)

**Pressure:** 10,5 bar / 150 psi

### EHC003 Heavy Duty Chemical S & D



**Application:** Suction and discharge of chemicals and solvents

**Tube:** PE blend **Reinforcement:** High-tensile synthetic textile, dual steel helical wire and dual anti-static copper wires

**Cover:** EPDM

**Temp:** -40°C to +80°C (-40°F to +176°F)

**Pressure:** 16 bar / 230 psi

### EHC034 Corrugated XLPE Suction and discharge



**Application:** Suction and discharge of chemicals and solvents

**Tube:** Standard XLPE (Cross Linked Polyethylene)

**Reinforcement:** High-tensile synthetic textile with dual steel helical wire

**Cover:** Corrugated green EPDM

**Temp:** -40°C to +65°C, (-40°F to +150°F)

Max.ambient temperature 121°C (250°F)

**Pressure:** 14 bar / 203 psi

### EHC011 Heavy Duty EPDM S & D



**Application:** Suction and discharge of chemicals, and solvents

**Tube:** EPDM rubber

**Reinforcement:** High-tensile synthetic textile, dual steel helical wires and anti-static copper wire

**Cover:** EPDM rubber

**Temp:** -40°C to +80°C, (-40°F to +176°F)

**Pressure:** 16 bar / 230 psi

### H0345 TIGER™ Chemical S & D



**Application:** Transfer of acids, chemicals, solvents, and petroleum products; loading and unloading, pumping, suction, or gravity flow discharge

**Tube:** EPDM **Reinforcement:** 2-ply fiber with helical wire

**Cover:** EPDM

**Temp:** -43°C to +82°C, (-45°F to +180°F)

**Pressure:** 10,5 bar / 150 psi

## Discharge

### EHC017 Heavy Duty UHMW-PE Discharge



**Application:** Discharge of chemicals, and solvents

**Tube:** UHMW-PE **Reinforcement:** High-tensile synthetic textile, and anti-static copper wire **Cover:** EPDM rubber

**Temp:** -40°C to +80°C, (-40°F to +176°F)

**Pressure:** 16 bar / 230 psi

### EHC016 UHMW-PE Discharge



**Application:** Discharge of chemicals, and solvents

**Tube:** UHMW-PE **Reinforcement:** High-tensile synthetic textile and anti-static copper wire **Cover:** EPDM rubber

**Temp:** -40°C to +80°C, (-40°F to +176°F)

**Pressure:** 10,5 bar / 150 psi

### H9699 ALLEYCAT™ Hot Liquid



**Application:** For inplant transfer of cleaning solutions

**Tube:** EPDM **Reinforcement:** 2-wire braid with anti-static wire

**Cover:** EPDM

**Temp:** -40°C to +149°C, (-40°F to +300°F)

**Pressure:** 41 bar / 600 psi

## Specialty

### H1941 & H1942 NYALL™



**Application:** Spray pesticides, fertilizers and paint

**Tube:** Nylon **Reinforcement:** 1- or 2-fiber braid

**Cover:** Neoprene or Vinyl Nitrile

**Temp:** -34°C to +71°C, (+30°F to +160°F)

**Pressure:** 35-52 bar / 500-750 psi



### Remove the guesswork from selecting, buying and using critical application hose

- When you're handling easily contaminated or hazardous material it is critical to select the proper hose. The high visibility branding and color coding removes the guess work for hose selection.

### Environmental resistance

- The tube and cover materials of Eaton Industrial hose products are designed to assure maximum hose life at a superior value to the customer. Specialty service Eaton hoses are sophisticated transfer products for demanding jobs. Exceptional aging, weathering and heat resistant properties keep the hose flexible and easy to use.

### Variety and selection

- Eaton offers a variety of choices to meet all of your chemical needs. Whether you need a color coded system, flexibility, or wide chemical tolerances, Eaton can meet your needs.

## Chemical Hose - Safety information

### Important!

**⚠ WARNING:** A failure of chemical hose in service can result in serious injury, death, or damage to property.

All chemical hose manufacturers recommend specific hose constructions to handle various chemicals.

IF AFTER CAREFUL REVIEW OF THE CHEMICAL RESISTANCE CHART FOUND IN THIS CATALOG, YOU HAVE ANY QUESTIONS ABOUT PROPER SELECTION OF THE HOSE, DO NOT USE OR RECOMMEND THE HOSE WITHOUT FIRST CONSULTING EATON FOR TECHNICAL ASSISTANCE. IF YOU DO NOT HAVE A MOST RECENT COPY, CONTACT CUSTOMER SUPPORT AT 1-888-258-0222. FOR GLOBAL SUPPORT, CONTACT YOUR LOCAL EATON REPRESENTATIVE.

The chemical resistance chart lists the more commonly used materials, chemicals, solvents, oils, etc. The recommendations are based on room temperature and pressure conditions normally recommended for the particular type of hose being used. Where conditions beyond this can be met readily, they have been so indicated; where conditions are not normal and cannot be readily met, Eaton should always be consulted. The chart does not imply conformance to the Food & Drug Administration requirements or Federal or State Laws when handling food products. The list of chemicals is offered as a guide to the chemical resistance properties of the tube material of the hoses shown. It should be used as a guide only, as the degree of resistance of any elastomer with a particular fluid depends upon such variables

as temperature, concentration, pressure conditions, velocity of flow, duration of exposure, aeration, stability of the fluid, etc. Therefore, when in doubt, it is advisable not to use the hose and you should contact your Eaton representative for assistance. Do not use chemical hose at temperatures or pressures above those recommended by the manufacturer. All operators must be thoroughly trained in the care and use of this hose and must at all times wear protective clothing. A hose or system failure could cause the release of a poisonous, corrosive or flammable material.

**⚠ WARNING:** If cover blisters exist, be careful not to pop them. If the hose was damaged in such a way that material was allowed to leak between the cover and inner tube, the blisters may contain this material. If the material is hazardous and splatters when the blisters are popped, it could cause serious physical injury.

**⚠ WARNING:** Failure to properly follow the manufacturer's recommended procedures for the care, maintenance, and storage of a particular hose may result in its failure to perform in the manner intended and may result in serious injury, death, or damage to property.

**⚠ WARNING:** Testing can be dangerous and should be done only by trained personnel using proper tools and procedures. Failure to follow such procedures might result in serious injury, death, or damage to property.



# Chemical

## Introduction and Safety information

### Chemical service hose maintenance, testing and inspection

#### Foreword

The object of the following procedures is to detect any weakness in a hose assembly before the weakness causes failure of a hose in service. While these testing and inspection procedures may be applied to any hose, the periodic testing and inspection procedures outlined herein are mandatory for all hoses.

Rules for proper selection, handling, use and storage of hose are to be carefully followed. It is imperative that hose, while in storage or in service, not be subjected to any form of abuse such as kinking, exposure to an environment involving extremes of temperature, corrosive or oxidizing fumes or liquids, oils and solvents, ozone, etc. The procedures outlined in the ARPM Hose Handbook, Chapter IX, Care, Maintenance and Storage of Hose should be followed carefully.

#### Scope

This procedure is intended as a guide for the inspection, maintenance, and testing of chemical hose. It covers hose containing carcass reinforcements of woven fiber fabric; fiber cords; fiber or wire braids; flat, oval or round wire helix; spiral wire or cable; or any combinations of these reinforcements. Chemical hose is available with various types of ends or, where specified, suitable metal fittings.

#### Handling

Crushing or kinking of the hose can cause severe damage to the reinforcement. Care should be exercised to prevent mishandling.

Do not drag the hose or lift large bore hose from the middle of its length with the ends hanging down. Limit the curvature of the hose to the bend radius recommended by the manufacturer and avoid sharp bends at the end fittings and at manifold connections.

#### Operation

**Important:** Personnel involved in an operation using chemical hose must use safety precautions such as wearing eye or face protection, rubber gloves, boots, and other types of protective clothing.

Pressures and temperatures are to be monitored to see that the hose is not exposed to conditions above specified limits. Exceeding specified limits could injure the hose and result in damage to property and serious bodily harm.

Never allow chemicals to drip on the exterior of a hose or allow hose to lay in a pool of chemicals since the hose cover may not have the chemical resistance of the tube. Should a corrosive material come in contact with the reinforcing material, early failure could result.

If kinking or crushing occurs, examine the hose carefully, and, if the outside diameter is reduced 5% to 20%, the hose must be immediately subjected to the Hydrostatic Pressure Test and Examination. If the reduction in diameter is more than 20%, retire the hose from service.

Care must be taken when different chemicals are conveyed in the same hose; the chemicals may react and shorten the service life of the hose. When it is impractical to disconnect the hose line after use, drain any remaining chemical from the hose.

#### Storage

Before placing chemical hose in storage, the hose must be completely drained and any potentially explosive vapors or corrosive residues flushed out.

**⚠ WARNING:** EXTREME CARE MUST BE TAKEN WHEN FLUSHING OUT A CHEMICAL HOSE WITH WATER; SOME CHEMICALS, SUCH AS CONCENTRATED ACIDS, MAY REACT WITH WATER AND CAUSE SPATTERING WHICH COULD RESULT IN SERIOUS INJURY TO EYES OR OTHER AREAS OF THE BODY.

When flushing a hose, disposal of the effluent must be made in such a manner that environmental problems are not created.

Chemical hose should be stored so that air can circulate through it. This procedure helps extend the life of the hose. Hose should be stored in a cool, dark, dry place at a temperature less than 100°F (38°C).

Frequency of Inspection and Pressure Testing When chemical hose is used in bulk transfer service, it shall be visually inspected daily and hydrostatically tested every 90 days. The details of the examination and testing are listed in this catalog. An inspection card and recording system should be adopted for chemical hose used in dock applications.

**⚠ WARNING:** Consult with the coupling manufacturer to make sure you choose the correct coupling and proper assembly for the application. Such matching of hose and couplings, and assembling of couplings, should be performed only by trained personnel using proper tools and procedures. Failure to follow manufacturer's instructions or failure to use trained personnel may result in serious bodily injury and/or property damage.

**⚠ WARNING:** Never use a hose to transfer material it is not specifically meant to transfer. Doing so could deteriorate the hose and result in leaking, hose bursting, or end blow-offs. This could lead to serious personal injury or death. Always transfer material in a hose that is designed specifically to transfer that material. This information is listed in this catalog.

**⚠ WARNING:** Kinks can cause hose to burst, leading to bodily harm.

*This information taken from the ARPM, Hose Technical Information Sub Committee, IP-11-7 Chemical Hose, Copyright 1979, Revised 1987. (202) 682-1338*



### H0554

### ARMORCAT™ Petrochemical



#### Construction:

**Tube:** UHMW-PE  
FDA-approved material

**Reinforcement:** 2-wire braid, dual stainless steel anti-static wire, 3.00" and 4.00" helical wire

**Cover:** EPDM

#### Operating temperature:

-40°C to +121°C  
(-40°F to +250°F)  
WARNING: Intermittent

#### Application:

- For transfer of acids, chemicals, solvents, and petroleum products
- Loading and unloading, pumping, suction, or gravity flow discharge

#### Markets:

- Chemical petroleum industry
- In-plant transfers
- Tank truck
- Paper/pulp industry
- Bulk hauling
- Oil and gas exploration

#### Type of couplings:

- Cam and groove
- Combination nipple
- Male NPT
- TTC Series(-12 to -32)


Contact coupling manufacturer for other coupling recommendations including proper metal selection (stainless, aluminium, brass etc.) and attachment procedure with crimp specifications.

#	Part No.		Hose I.D.			Hose O.D.		Max Operating Pressure		Burst Pressure		Minimum Bend Radius		Vacuum		Weight		Length	
			DN	mm	in	mm	in	bar	psi	bar	psi	mm	in	kPa	in/Hg	kg/m	lbs/ft	mtr	ft
		mtr	ft																
H055412-	30,5	100	19	19,0	0.75	33,5	1.32	35	500	140	2000	127,0	5.00	94,8	28	0,95	0.64	30,5	100
H055416-	15,2	50	25	25,4	1.00	38,7	1.52	35	500	138	2000	152,4	6.00	94,8	28	0,82	0.55	15,2	50
H055416-	45,7	150	25	25,4	1.00	38,7	1.52	35	500	138	2000	152,4	6.00	94,8	28	0,82	0.55	45,7	150
H055420-	45,7	150	31	31,8	1.25	46,2	1.82	35	500	140	2000	177,8	7.00	94,8	28	1,29	0.87	45,7	150
H055424-	45,7	150	38	38,1	1.50	50,0	1.97	35	500	138	2000	203,2	8.00	94,8	28	1,44	0.97	45,7	150
H055432-	15,2	50	51	50,8	2.00	65,9	2.59	35	500	138	2000	254,0	10.00	94,8	28	2,31	1.55	15,2	50
H055432-	30,5	100	51	50,8	2.00	65,9	2.59	35	500	138	2000	254,0	10.00	94,8	28	2,31	1.55	30,5	100
H055448-	15,2	50	80	76,2	3.00	95,3	3.75	35	500	138	2000	558,8	22.00	94,8	28	3,44	2.31	15,2	50
H055448-	45,7	150	80	76,2	3.00	95,3	3.75	35	500	138	2000	558,8	22.00	94,8	28	3,44	2.31	45,7	150
H055464-	45,7	150	102	101,6	4.00	121,2	4.77	35	500	138	2000	558,8	22.00	94,8	28	6,28	4.22	45,7	150

**⚠** Elevated temperatures can change chemical resistance ratings. Please refer to the Chemical Compatibility information prior to use. Factors such as concentration, fluid contamination, and extreme temperatures may affect these performance specification. Please consult Eaton catalog or Technical Support for proper application.

# Chemical

## Suction & discharge

 Refer to warnings and safety information on pages N-1 – N-16.

Use of damaged hose or improper use may result in bodily injury or property damage. Please consult Eaton catalog or Technical Support for proper application.

### H0599

### CHEMCAT™ Corrugated petrochemical



#### Construction:

**Tube:** UHMW-PE  
FDA-approved material

**Reinforcement:** 2-ply fiber  
with dual helical wire

**Cover:** Corrugated EPDM

#### Operating temperature:

-40°C to +121°C  
(-40°F to +250°F)  
WARNING: Intermittent

#### Application:

- For transfer of acids, chemicals, solvents, and petroleum products
- Loading and unloading, pumping, suction, or gravity flow discharge
- Potable water









#### Markets:


- Chemical petroleum industry
- In-plant transfers
- Tank truck
- Paper/pulp industry
- Bulk hauling
- Oil and gas exploration

#### Type of couplings:

- Cam and groove
- Combination nipple
- Male NPT

Contact coupling manufacturer for other coupling recommendations including proper metal selection (stainless, aluminium, brass etc.) and attachment procedure with crimp specifications.

# Part No.			 Hose I.D.			 Hose O.D.		 Max Operating Pressure		 Burst Pressure		 Minimum Bend Radius		 Vacuum		 Weight		 Length	
	mtr	ft	DN	mm	in	mm	in	bar	psi	bar	psi	mm	in	kPa	in/Hg	kg/m	lbs/ft	mtr	ft
H059916-		150	25	25,4	1.00	38,9	1.53	20,7	300	83	1200	76,2	3.00	94,8	28	0,82	0.55		150
H059920-		150	31	31,8	1.25	47,6	1.87	20,7	300	83	1200	101,6	4.00	94,8	28	1,00	0.67		150
H059924-		100	38	38,1	1.50	54,0	2.13	20,7	300	83	1200	101,6	4.00	94,8	28	1,32	0.89		50, 100
H059932-		100	51	50,8	2.00	67,0	2.64	20,7	300	83	1200	127,0	5.00	94,8	28	1,73	1.16		50, 100
H059948-		100	80	76,2	3.00	92,2	3.63	20,7	250	70	1000	165,1	6.50	94,8	28	2,50	1.68		50, 100
H059964-		150	102	101,6	4.00	118,7	4.67	12,1	175	48	700	241,3	9.50	94,8	28	3,36	2.26		150

 Elevated temperatures can change chemical resistance ratings. Please refer to the Chemical Compatibility information prior to use. Factors such as concentration, fluid contamination, and extreme temperatures may affect these performance specification. Please consult Eaton catalog or Technical Support for proper application.

### H0523

### CHEMCAT™ Petrochemical



#### Construction:

**Tube:** UHMW-PE  
FDA-approved material

**Reinforcement:** 2-ply fiber  
and dual helical wires

**Cover:** EPDM

#### Operating temperature:

-40°C to +121°C  
(-40°F to +250°F)  
WARNING: Intermittent

#### Application:

- For transfer of acids, chemicals, solvents, and petroleum products
- Food transfer
- Potable water

#### Markets:

- Chemical petroleum industry
- In-plant transfers
- Tank truck
- Paper/pulp industry
- Bulk hauling
- Ship building
- Forest products

#### Type of couplings:

- Cam and groove
- Combination nipple
- Male NPT


Note: Cannot use internal expanded fittings

Contact coupling manufacturer for other coupling recommendations including proper metal selection (stainless, aluminium, brass etc.) and attachment procedure with crimp specifications.

# Part No.	Hose I.D.			Hose O.D.		Max Operating Pressure		Burst Pressure		Minimum Bend Radius		Vacuum		Weight		Length	
	DN	mm	in	mm	in	bar	psi	bar	psi	mm	in	kPa	in/Hg	kg/m	lbs/ft	mtr	ft
H052312XX-100	19	19,0	0.75	30,6	1.20	20,7	300	83	1200	101,6	4.00	94,8	28	0,46	0.31	30,5	100
H052316XX-100	25	25,4	1.00	38,9	1.53	20,7	300	83	1200	139,7	5.50	94,8	28	0,82	0.55	30,5	100
H052320XX-100	31	31,8	1.25	47,8	1.88	20,7	300	83	1200	152,4	6.00	94,8	28	1,00	0.67	30,5	100
H052324XX-100	38	38,1	1.50	54,1	2.13	20,7	300	83	1200	190,5	7.50	94,8	28	1,33	0.89	30,5	100
H052332XX-100	51	50,8	2.00	66,8	2.63	20,7	300	83	1200	203,2	8.00	94,8	28	1,74	1.16	30,5	100
H052340XX-100	60	63,5	2.50	79,5	3.13	20,7	300	83	1200	203,2	8.00	94,8	28	2,13	1.42	30,5	100
H052348XX-100	80	76,2	3.00	92,2	3.63	17,2	250	70	1000	228,6	9.00	94,8	28	2,52	1.68	30,5	100
H052364XX-100	102	101,6	4.00	118,6	4.67	12,1	175	48	700	381,0	15.00	94,8	28	3,39	2.26	30,5	100


\* Additional lengths available on select items

\*\* XX notes color; GN for green, PR for purple

 Elevated temperatures can change chemical resistance ratings. Please refer to the Chemical Compatibility information prior to use. Factors such as concentration, fluid contamination, and extreme temperatures may affect these performance specification. Please consult Eaton catalog or Technical Support for proper application.

# Chemical

## Suction & discharge

 Refer to warnings and safety information on pages N-1 – N-16.

Use of damaged hose or improper use may result in bodily injury or property damage. Please consult Eaton catalog or Technical Support for proper application.

### EHC006

### Heavy duty UHMW-PE suction & discharge

TS EN12115 Type SD



#### Construction:

**Tube:** UHMW-PE  
FDA approved material

**Reinforcement:** High-tensile synthetic textile, steel helical wire and dual anti-static copper wires

**Cover:** EPDM rubber

#### Operating temperature:

-40°C to +80°C  
(-40°F to +176°F)

#### Application:

- For suction and discharge of chemicals and solvents









#### Markets:

- Chemical petroleum industry
- In-plant transfers
- Tank truck
- Paper/pulp industry
- Bulk hauling
- Oil and gas exploration


#### Type of couplings:

- Cam and groove
- Combination nipple
- Male NPT

Contact coupling manufacturer for other coupling recommendations including proper metal selection (stainless, aluminium, brass etc.) and attachment procedure with crimp specifications.


# Part No.			 Hose I.D.			 Hose O.D.		 Max Operating Pressure		 Burst Pressure		 Minimum Bend Radius		 Vacuum		 Weight		 Length	
	mtr	ft	DN	mm	in	mm	in	bar	psi	bar	psi	mm	in	kPa	in/Hg	kg/m	lbs/ft	mtr	ft
EHC006-12BK-	MXX	100	19	19,0	0.75	31	1.22	16,0	230	64	920	187	7.36	94,8	28	0,67	0.45	40-61	100
EHC006-16BK-	MXX	100	25	25,4	1.00	37	1.46	16,0	230	64	920	225	8.86	94,8	28	0,83	0.56	40-61	100
EHC006-20BK-	MXX	100	31	31,8	1.25	44	1.73	16,0	230	64	920	262	10.31	94,8	28	1,04	0.70	40-61	100
EHC006-24BK-	MXX	100	38	38,1	1.50	51	2.01	16,0	230	64	920	338	13.31	94,8	28	1,40	0.94	40-61	100
EHC006-32BK-	MXX	100	51	50,8	2.00	67	2.64	16,0	230	64	920	410	16.14	94,8	28	2,25	1.51	40-61	100
EHC006-40BK-	MXX	100	60	63,5	2.50	79	3.11	16,0	230	64	920	450	17.72	94,8	28	2,60	1.75	40-61	100
EHC006-48BK-	MXX	100	80	76,2	3.00	92	3.62	16,0	230	64	920	525	20.67	94,8	28	3,22	2.16	40-61	100
EHC006-64BK-	MXX	100	102	101,6	4.00	118	4.65	16,0	230	64	920	675	26.58	94,8	28	4,57	3.07	40-61	100
EHC006-96BK-	MXX	100	152	152,4	6.00	177,2	6.98	16,0	230	64	920	1000	39.37	94,8	28	9,88	6.65	40-61	100

Product also available in BU-Blue and GN-Green

 Elevated temperatures can change chemical resistance ratings. Please refer to the Chemical Compatibility information prior to use. Factors such as concentration, fluid contamination, and extreme temperatures may affect these performance specification. Please consult Eaton catalog or Technical Support for proper application.

## EHC004

## UHMW-PE suction &amp; discharge

**Construction:**

**Tube:** UHMW-PE  
FDA Approved

**Reinforcement:** High-tensile synthetic textile, steel helical wire and anti-static copper wire

**Cover:** EPDM rubber

**Operating temperature:**

-40°C to +80°C  
(-40°F to +176°F)

**Application:**

- For suction and discharge of chemicals and solvents









**Markets:**

- Chemical petroleum industry
- In-plant transfers
- Tank truck
- Paper/pulp industry
- Bulk hauling
- Oil and gas exploration


**Type of couplings:**

- Cam and groove
- Combination nipple
- Male NPT

Contact coupling manufacturer for other coupling recommendations including proper metal selection (stainless, aluminium, brass etc.) and attachment procedure with crimp specifications.


#																			
Part No.			Hose I.D.			Hose O.D.		Max Oper Pressure		Burst Pressure		Minimum Bend Radius		Vacuum		Weight		Length	
	mtr	ft	DN	mm	in	mm	in	bar	psi	bar	psi	mm	in	kPa	in/Hg	kg/m	lbs/ft	mtr	ft
EHC004-12GN-	MXX	100	19	19,0	0.75	31	1.22	10,5	150	41	600	80	3.15	94,8	28	0,69	0.46	40-61	100
EHC004-16GN-	MXX	100	25	25,4	1.00	37	1.46	10,5	150	41	600	110	4.33	94,8	28	0,82	0.55	40-61	100
EHC004-20GN-	MXX	100	31	31,8	1.25	45	1.77	10,5	150	41	600	165	6.50	94,8	28	1,12	0.75	40-61	100
EHC004-24GN-	MXX	100	38	38,1	1.50	52	2.05	10,5	150	41	600	225	8.86	94,8	28	1,50	1.01	40-61	100
EHC004-28GN-	MXX	100	45	44,5	1.75	59	2.32	10,5	150	41	600	285	11.22	94,8	28	1,82	1.22	40-61	100
EHC004-32GN-	MXX	100	51	50,8	2.00	67	2.64	10,5	150	41	600	350	13.78	94,8	28	2,28	1.53	40-61	100
EHC004-40GN-	MXX	100	60	63,5	2.50	80	3.15	10,5	150	41	600	450	17.72	94,8	28	2,78	1.87	40-61	100
EHC004-44GN-	MXX	100	70	70,0	2.75	87	3.43	10,5	150	41	600	550	21.65	94,8	28	3,18	2.14	40-61	100
EHC004-48GN-	MXX	100	80	76,2	3.00	93	3.66	10,5	150	41	600	800	31.50	94,8	28	3,32	2.23	40-61	100
EHC004-64GN-	MXX	100	102	101,6	4.00	120	4.72	10,5	150	41	600	1200	47.24	94,8	28	4,88	3.28	40-61	100

\*Product also available in BK-Black and BU-Blue

 Elevated temperatures can change chemical resistance ratings. Please refer to the Chemical Compatibility information prior to use. Factors such as concentration, fluid contamination, and extreme temperatures may affect these performance specification. Please consult Eaton catalog or Technical Support for proper application.

# Chemical

## Suction & discharge

 Refer to warnings and safety information on pages N-1 – N-16.

Use of damaged hose or improper use may result in bodily injury or property damage. Please consult Eaton catalog or Technical Support for proper application.

### EHC003

### Heavy duty chemical suction & discharge

TS EN12115 XLPE TYPE SD-M



#### Construction:

**Tube:** PE blend

**Reinforcement:** High-tensile synthetic textile, dual steel helical wire and dual anti-static copper wires

**Cover:** EPDM rubber

#### Operating temperature:

-40°C to +80°C  
(-40°F to +176°F)

#### Application:

- For suction and discharge of chemicals and solvents









#### Markets:

- Chemical petroleum industry
- In-plant transfers
- Tank truck
- Paper/pulp industry
- Bulk hauling
- Oil and gas exploration


#### Type of couplings:

- Cam and groove
- Combination nipple
- Male NPT

Contact coupling manufacturer for other coupling recommendations including proper metal selection (stainless, aluminium, brass etc.) and attachment procedure with crimp specifications.

#																			
Part No.			Hose I.D.			Hose O.D.		Max Operating Pressure		Burst Pressure		Minimum Bend Radius		Vacuum		Weight		Length	
	mtr	ft	DN	mm	in	mm	in	bar	psi	bar	psi	mm	in	kPa	in/Hg	kg/m	lbs/ft	mtr	ft
EHC003-12BK-	MXX	100	19	19,0	0.75	31	1.22	16	230	64	920	187	7.36	94,8	28	0,64	0.43	40-61	100
EHC003-16BK-	MXX	100	25	25,4	1.00	37	1.46	16	230	64	920	225	8.86	94,8	28	0,82	0.55	40-61	100
EHC003-20BK-	MXX	100	31	31,8	1.25	44	1.73	16	230	64	920	262	10.31	94,8	28	1,02	0.69	40-61	100
EHC003-24BK-	MXX	100	38	38,1	1.50	51	2.01	16	230	64	920	338	13.31	94,8	28	1,38	0.93	40-61	100
EHC003-32BK-	MXX	100	51	50,8	2.00	67	2.64	16	230	64	920	410	16.14	94,8	28	2,24	1.51	40-61	100
EHC003-40BK-	MXX	100	60	63,5	2.50	79	3.11	16	230	64	920	450	17.72	94,8	28	2,65	1.78	40-61	100
EHC003-48BK-	MXX	100	80	76,2	3.00	92	3.62	16	230	64	920	525	20.67	94,8	28	3,27	2.20	40-61	100
EHC003-64BK-	MXX	100	102	101,6	4.00	118	4.65	16	230	64	920	675	26.58	94,8	28	4,84	3.25	40-61	100

Product also available in BU-Blue

 Elevated temperatures can change chemical resistance ratings. Please refer to the Chemical Compatibility information prior to use. Factors such as concentration, fluid contamination, and extreme temperatures may affect these performance specification. Please consult Eaton catalog or Technical Support for proper application.



### EHC034

### Corrugated XLPE Suction and discharge



#### Construction:

**Tube:** Standard XLPE (cross linked Polyethylene)

**Reinforcement:** High tensile synthetic textile with dual steel helical wire

**Cover:** Corrugated green EPDM

#### Operating temperature:

-40°C to +65°C  
(-40°F to +150°F)  
Max.ambient temperature  
121°C (250°F)

#### Application:

- For suction and discharge of chemicals and solvents








#### Markets:


- Chemical petroleum industry
- In-plant transfers
- Tank truck
- Paper/pulp industry
- Bulk hauling
- Oil and gas exploration

#### Type of couplings:

- Cam and groove
- Combination nipple


Contact coupling manufacturer for other coupling recommendations including proper metal selection (stainless, aluminium, brass etc.) and attachment procedure with crimp specifications.

# Part No.			 Hose I.D.			 Hose O.D.		 Max Operating Pressure		 Burst Pressure		 Minimum Bend Radius		 Weight		 Length	
	mtr	ft	DN	mm	in	mm	in	bar	psi	bar	psi	mm	in	kg/m	lbs/ft	mtr	ft
EHC034-32GN	MXX	100	51	50.8	2.00	66.0	2.60	14.0	203	56	812	304	11.97	1.99	1.34	40-61	100
EHC034-48GN	MXX	100	80	76.2	3.00	91.4	3.60	10.5	150	42	609	559	22.01	3.08	2.07	40-61	100
EHC034-64GN	MXX	100	102	101.6	4.00	120.0	4.72	10.5	150	42	609	660	25.98	4.60	3.09	40-61	100
EHC034-96GN	MXX	100	152	152.4	6.00	176.0	6.93	10.5	150	42	609	1016	40.00	8.57	5.76	40-61	100

 Elevated temperatures can change chemical resistance ratings. Please refer to the Chemical Compatibility information prior to use. Factors such as concentration, fluid contamination, and extreme temperatures may affect these performance specification. Please consult Eaton catalog or Technical Support for proper application.

# Chemical

## Suction & discharge

 Refer to warnings and safety information on pages N-1 – N-16.

Use of damaged hose or improper use may result in bodily injury or property damage. Please consult Eaton catalog or Technical Support for proper application.

### EHC011

### Heavy duty EPDM suction & discharge

TS EN12115 EPDM Type SD



#### Construction:

**Tube:** EPDM rubber

**Reinforcement:** High-tensile synthetic textile, dual steel helical wires and anti-static copper wire

**Cover:** EPDM rubber

#### Operating temperature:

-40°C to +80°C  
(-40°F to +176°F)

#### Application:

- For suction and discharge of chemicals and solvents









#### Markets:

- Chemical petroleum industry
- In-plant transfers
- Tank truck
- Paper/pulp industry
- Bulk hauling
- Oil and gas exploration


#### Type of couplings:

- Cam and groove
- Combination nipple
- Male NPT

Contact coupling manufacturer for other coupling recommendations including proper metal selection (stainless, aluminium, brass etc.) and attachment procedure with crimp specifications.

#																			
Part No.			Hose I.D.			Hose O.D.		Max Operating Pressure		Burst Pressure		Minimum Bend Radius		Vacuum		Weight		Length	
	mtr	ft	DN	mm	in	mm	in	bar	psi	bar	psi	mm	in	kPa	in/Hg	kg/m	lbs/ft	mtr	ft
EHC011-12-	MXX	100	19	19,0	0.75	31	1.22	16,0	230	64	920	75	2.95	94,8	28	0,63	0.42	40-61	100
EHC011-16-	MXX	100	25	25,4	1.00	37	1.46	16,0	230	64	920	100	3.94	94,8	28	0,78	0.52	40-61	100
EHC011-20-	MXX	100	31	31,8	1.25	44	1.73	16,0	230	64	920	125	4.92	94,8	28	1,03	0.69	40-61	100
EHC011-24-	MXX	100	38	38,1	1.50	51	2.01	16,0	230	64	920	150	5.90	94,8	28	1,42	0.95	40-61	100
EHC011-32-	MXX	100	51	50,8	2.00	67	2.64	16,0	230	64	920	225	8.86	94,8	28	2,20	1.48	40-61	100
EHC011-40-	MXX	100	60	63,5	2.50	79	3.11	16,0	230	64	920	280	11.02	94,8	28	2,67	1.79	40-61	100
EHC011-48-	MXX	100	80	76,2	3.00	92	3.62	16,0	230	64	920	340	13.39	80,0	24	3,16	2.12	40-61	100
EHC011-64-	MXX	100	102	101,6	4.00	118	4.65	16,0	230	64	920	455	17.91	80,0	24	4,36	2.93	40-61	100

Product also available in BU-Blue

 Elevated temperatures can change chemical resistance ratings. Please refer to the Chemical Compatibility information prior to use. Factors such as concentration, fluid contamination, and extreme temperatures may affect these performance specification. Please consult Eaton catalog or Technical Support for proper application.

### H0345

### TIGER™ Chemical suction & discharge



#### Construction:

**Tube:** EPDM

#### Reinforcement:

2-ply fiber with helical wire

**Cover:** EPDM

#### Operating temperature:

-43°C to +82°C  
(-45°F to +180°F)

#### Application:

- For transfer of acids, chemicals, solvents, and petroleum products
- Loading and unloading, pumping, suction, or gravity flow discharge

#### Markets:


- Chemical petroleum industry
- In-plant transfers
- Tank truck
- Paper/pulp industry
- Bulk hauling
- Oil and gas exploration

#### Type of couplings:

- Cam and groove
- Combination nipple
- Male NPT


Contact coupling manufacturer for other coupling recommendations including proper metal selection (stainless, aluminium, brass etc.) and attachment procedure with crimp specifications.

#																			
Part No.		Hose I.D.		Hose O.D.		Max Operating Pressure		Burst Pressure		Minimum Bend Radius		Vacuum		Weight		Length			
	mtr	ft	DN	mm	in	mm	in	bar	psi	bar	psi	mm	in	kPa	in/Hg	kg/m	lbs/ft	mtr	ft
H034524-		100	38	38,1	1.50	60,3	2.37	10,5	150	41	600	101,6	4.00	94,8	28	2,31	1.55		100
H034532-		100	51	50,8	2.00	73,0	2.87	10,5	150	41	600	127,0	5.00	94,8	28	2,86	1.92		100
H034548-		100	80	76,2	3.00	100,0	3.94	10,5	150	41	600	228,6	9.00	94,8	28	4,25	2.86		100
H034564-		150	102	101,6	4.00	125,4	4.94	10,5	150	41	600	279,4	11.00	94,8	28	5,49	3.69		150
H034596		150	150	152,4	6.00	183,4	7.22	10,5	150	41	600	762,0	30.00	94,8	28	11,63	7.82		150

 Elevated temperatures can change chemical resistance ratings. Please refer to the Chemical Compatibility information prior to use. Factors such as concentration, fluid contamination, and extreme temperatures may affect these performance specification. Please consult Eaton catalog or Technical Support for proper application.

## Chemical

## Discharge

 Refer to warnings and safety information on pages N-1 – N-16.

Use of damaged hose or improper use may result in bodily injury or property damage. Please consult Eaton catalog or Technical Support for proper application.

## EHC017

## Heavy duty UHMW-PE discharge

TS EN12115 UHMW-PE Type D

**Construction:**

**Tube:** UHMW-PE  
FDA approved material

**Reinforcement:** High-tensile synthetic textile, and anti-static copper wire

**Cover:** EPDM rubber

**Operating temperature:**

-40°C to +80°C  
(-40°F to +176°F)

**Application:**

- For discharge of chemicals and solvents








**Markets:**

- Chemical petroleum industry
- In-plant transfers
- Tank truck
- Paper/pulp industry
- Bulk hauling
- Oil and gas exploration


**Type of couplings:**

- Cam and groove
- Combination nipple
- Male NPT

Contact coupling manufacturer for other coupling recommendations including proper metal selection (stainless, aluminium, brass etc.) and attachment procedure with crimp specifications.

# Part No.			 Hose I.D.			 Hose O.D.		 Max Operating Pressure		 Burst Pressure		 Minimum Bend Radius		 Weight		 Length	
	mtr	ft	DN	mm	in	mm	in	bar	psi	bar	psi	mm	in	kg/m	lbs/ft	mtr	ft
EHC017-12BK-	MXX	100	19	19,0	0.75	31	1.22	16,0	230	64	920	187	7.36	0,55	0.37	40-61	100
EHC017-16BK-	MXX	100	25	25,4	1.00	37	1.46	16,0	230	64	920	225	8.86	0,67	0.45	40-61	100
EHC017-20BK-	MXX	100	31	31,8	1.25	44	1.73	16,0	230	64	920	262	10.31	1,02	0.69	40-61	100
EHC017-24BK-	MXX	100	38	38,1	1.50	51	2.01	16,0	230	64	920	338	13.31	1,18	0.79	40-61	100
EHC017-32BK-	MXX	100	51	50,8	2.00	67	2.64	16,0	230	64	920	410	16.14	1,68	1.13	40-61	100
EHC017-40BK-	MXX	100	60	63,5	2.50	79	3.11	16,0	230	64	920	450	17.72	2,20	1.48	40-61	100
EHC017-48BK-	MXX	100	80	76,2	3.00	92	3.62	16,0	230	64	920	525	20.67	2,70	1.82	40-61	100
EHC017-64BK-	MXX	100	102	101,6	4.00	118	4.65	16,0	230	64	920	675	26.57	3,61	2.43	40-61	100

Product also available in BU-Blue and GN-Green

 Elevated temperatures can change chemical resistance ratings. Please refer to the Chemical Compatibility information prior to use. Factors such as concentration, fluid contamination, and extreme temperatures may affect these performance specification. Please consult Eaton catalog or Technical Support for proper application.

## EHC016

## UHMW-PE discharge

**Construction:**

**Tube:** UHMW-PE

**Reinforcement:** High-tensile synthetic textile and anti-static copper wire

**Cover:** EPDM rubber

**Operating temperature:**

-40°C to +80°C  
(-40°F to +176°F)

**Application:**

- For discharge of chemicals and solvents







**Markets:**

- Chemical petroleum industry
- In-plant transfers
- Tank truck
- Paper/pulp industry
- Bulk hauling
- Oil and gas exploration


**Type of couplings:**

- Cam and groove
- Combination nipple
- Male NPT

Contact coupling manufacturer for other coupling recommendations including proper metal selection (stainless, aluminium, brass etc.) and attachment procedure with crimp specifications.


#															
Part No.			Hose I.D.			Hose O.D.		Max Operating Pressure		Burst Pressure		Weight		Length	
	mtr	ft	DN	mm	in	mm	in	bar	psi	bar	psi	kg/m	lbs/ft	mtr	ft
EHC016-12GN-	MXX	100	19	19,0	0.75	30	1.18	10,5	150	41,0	600	0,56	0.38	40-61	100
EHC016-16GN-	MXX	100	25	25,4	1.00	36	1.42	10,5	150	41,0	600	0,66	0.44	40-61	100
EHC016-20GN-	MXX	100	31	31,8	1.25	45	1.77	10,5	150	41,0	600	1,19	0.80	40-61	100
EHC016-24GN-	MXX	100	38	38,1	1.50	51	2.01	10,5	150	41,0	600	1,58	1.06	40-61	100
EHC016-28GN-	MXX	100	45	44,5	1.75	59	2.32	10,5	150	41,0	600	1,75	1.18	40-61	100
EHC016-32GN-	MXX	100	51	50,8	2.00	65	2.56	10,5	150	41,0	600	2,23	1.50	40-61	100
EHC016-40GN-	MXX	100	60	63,5	2.50	79	3.11	10,5	150	41,0	600	2,50	1.68	40-61	100
EHC016-44GN-	MXX	100	70	70,0	2.75	86	3.39	10,5	150	41,0	600	2,71	1.82	40-61	100
EHC016-48GN-	MXX	100	80	76,2	3.00	92	3.62	10,5	150	41,0	600	3,21	2.16	40-61	100
EHC016-64GN-	MXX	100	102	101,6	4.00	118	4.65	10,5	150	41,0	600	3,77	2.53	40-61	100

\*Product also available in BK-Black and BU-Blue

 Elevated temperatures can change chemical resistance ratings. Please refer to the Chemical Compatibility information prior to use. Factors such as concentration, fluid contamination, and extreme temperatures may affect these performance specification. Please consult Eaton catalog or Technical Support for proper application.

## Chemical

## Discharge

 Refer to warnings and safety information on pages N-1 – N-16.

Use of damaged hose or improper use may result in bodily injury or property damage. Please consult Eaton catalog or Technical Support for proper application.

## H9699

## ALLEYCAT™ hot liquid

**Construction:**

**Tube:** EPDM

**Reinforcement:** 2-wire braid with anti-static wire

**Cover:** EPDM

**Operating temperature:**

-40°C to +149°C  
(-40°F to +300°F)

**Application:**

- For in-plant transfer of liquors and cleaning solutions








**Markets:**


- In-plant transfers
- Tank truck
- Paper/pulp industry

**Type of couplings:**

- Cam and groove
- Combination nipple
- Male NPT

Contact coupling manufacturer for other coupling recommendations including proper metal selection (stainless, aluminium, brass etc.) and attachment procedure with crimp specifications.

#																	
Part No.		Hose I.D.			Hose O.D.		Max Operating Pressure		Burst Pressure		Minimum Bend Radius		Weight		Length		
	mtr	ft	DN	mm	in	mm	in	bar	psi	bar	psi	mm	in	kg/m	lbs/ft	mtr	ft
H969924-		50	38	38,1	1.50	55,6	2.19	41,0	600	165	2400	203,2	8.00	2,23	1.50		50, 150
H969932-		50	51	50,8	2.00	68,3	2.69	41,0	600	165	2400	406,4	16.00	2,63	1.77		50

 Elevated temperatures can change chemical resistance ratings. Please refer to the Chemical Compatibility information prior to use. Factors such as concentration, fluid contamination, and extreme temperatures may affect these performance specification. Please consult Eaton catalog or Technical Support for proper application.



## H1941 & H1942

## NYALL™ hose



### Construction:

**Tube:** Nylon

### Reinforcement:

H1941 1-fiber braid  
H1942 2-fiber braid

**Cover:** (BK) Neoprene,  
(RD) Vinyl Nitrile and  
RMA Class B oil resistant

### Operating temperature:

-34°C to +71°C  
(-30°F to +160°F)

### Application:

- Spraying pesticides and fertilizers
- Paint spray







### Markets:

- Agriculture

### Type of couplings:


- TTC series (-4, -6, -8, -12, -16)
- Eaton "E" series (-5 only)
- Barbed inserts

Contact coupling manufacturer for attachment procedure and other coupling recommendations

# Part No.			 Hose I.D.			 Hose O.D.		 Max Operating Pressure		 Burst Pressure		 Weight		 Length	
H1941	mtr	ft	DN	mm	in	mm	in	bar	psi	bar	psi	kg/m	lbs/ft	mtr	ft
H194104BK-		500R	6	6,4	0.25	12,7	0.50	35,0	500	138	2000	0,12	0.08		500
H194104RD-		500R	6	6,4	0.25	12,7	0.50	35,0	500	138	2000	0,12	0.08		500
H194105BK-		500R	8	7,9	0.31	14,3	0.56	35,0	500	138	2000	0,16	0.11		500
H194106BK-		500R	10	9,7	0.38	17,5	0.69	35,0	500	138	2000	0,22	0.15		500
H194106RD-		500R	10	9,7	0.38	17,5	0.69	35,0	500	138	2000	0,22	0.15		500
H194108RD-		500R	12	12,7	0.50	19,9	0.78	35,0	500	138	2000	0,22	0.15		500

### H1942

H194208BK-		500R	12	12,7	0.50	22,2	0.88	52,0	750	207	3000	0,31	0.21		500
H194208RD-		500R	12	12,7	0.50	22,2	0.88	52,0	750	207	3000	0,31	0.21		500
H194212RD-		500R	19	19,0	0.75	30,2	1.19	52,0	750	207	3000	0,59	0.40		500
H194216RD-		300R	25	25,4	1.00	38,1	1.50	35,0	500	138	2000	0,83	0.56		300

 Elevated temperatures can change chemical resistance ratings. Please refer to the Chemical Compatibility information prior to use. Factors such as concentration, fluid contamination, and extreme temperatures may affect these performance specification. Please consult Eaton catalog or Technical Support for proper application.

# Eaton industrial hose reminder

## Selection of hose ends



IEC: IP20; tipo UL/CSA; -

### Proper selection of hose ends

Selection of the proper Eaton Industrial hose end or coupling is essential to the proper operation and safe use of hose assemblies and related equipment.

Inadequate attention to the selection of the end fittings may result in hose leakage, bursting, or other failure which may cause serious bodily injury or property damage from spraying fluids or flying projectiles. In order to avoid serious bodily injury or property damage resulting from selection of an incompatible hose end or coupling, you should carefully review the information in this catalog. Some factors which are involved in selection of the proper hose couplings are:

- Fluid compatibility
- Temperature
- Installation design
- Hose size
- Corrosion requirements
- Fluid conveyed

The given hose and hose end selection factors and the other information contained in this catalog should be considered by you in selecting the proper hose end fitting for your application.

If you have any questions regarding the use of hose/hose ends please contact your usual Eaton Technical Support or Customer Support teams.

Contact coupling manufacturer for other coupling recommendations including proper metal selection (stainless, aluminium, brass etc.) and attachment procedure with crimp specifications.

## Notes

---

---

---

---

---

---

---

---

## Food and beverage

### Food Suction & Discharge

H0350 LION™ Food Transfer . . . . .	E-4
EHF002 Liquid Food Suction & Discharge . . . . .	E-5
EHF018 Milk Suction & Discharge . . . . .	E-6

### Food Discharge

EHF001 Liquid Food Discharge . . . . .	E-7
--	-----

### Beverage Suction & Discharge

EHF020 Alcohol Suction & Discharge . . . . .	E-8
EHB503 Medium Duty Beer/Wine S & D. . . . .	E-9
EHT200 Steel Spiral PVC hose . . . . .	E-10

### Beverage Discharge

H285 CLEARFORCE™ – R . . . . .	E-11
--------------------------------	------

### Dry Bulk Suction & Discharge

EHF013 Bulk Suction & Discharge . . . . .	E-12
---	------

### Dry Bulk Discharge

EHF022 Flat Light Duty Bulk Discharge . . . . .	E-13
---	------

### Cleaning Service

EHF003 Dairy Washdown . . . . .	E-14
---------------------------------	------



# Food and beverage

## Food suction & discharge

### H0350 LION™ Food transfer



**Application:** Suction and discharge of non-dairy food products  
**Tube:** Vinyl nitrile **Reinforcement:** 2-ply fiber helical wire **Cover:** Vinyl nitrile  
**Temp:** -40°C to +82°C, (-40°F to +180°F)  
**Pressure:** 17,5 bar / 250 psi

### EHF002 Liquid food suction & discharge



**Application:** Suction and discharge of milk, vegetable oil and beverages  
**Tube:** Vegetable oil resistant NBR  
**Reinforcement:** High-tensile synthetic textile with a single steel helical wire  
**Cover:** Synthetic rubber  
**Temp:** -40°C to +80°C, (-40°F to +176°F)  
**Pressure:** 10,5 bar / 150 psi

### EHF018 Milk suction & discharge



**Application:** Suction and discharge of milk  
**Tube:** Vegetable oil-resistant NBR rubber  
**Reinforcement:** High-tensile synthetic textile with steel helical wire  
**Cover:** Synthetic rubber  
**Temp:** -40°C to +80°C, (-40°F to +176°F)  
**Pressure:** 7,0 bar / 100 psi

## Food discharge

### EHF001 Liquid food discharge



**Application:** Discharge of milk, vegetable oil and beverages  
**Tube:** Vegetable oil-resistant NBR  
**Reinforcement:** High-tensile synthetic textile **Cover:** Synthetic rubber  
**Temp:** -40°C to +80°C, (-40°F to +176°F)  
**Pressure:** 10,5 bar / 150 psi

## Beverage suction & discharge

### EHF020 Alcohol suction & discharge



**Application:** S & D of food containing high percentage of alcohol  
**Tube:** UHMW-PE  
**Reinforcement:** High-tensile synthetic textile with steel helical wire  
**Cover:** EPDM rubber  
**Temp:** -40°C to +80°C, (-40°F to +176°F)  
**Pressure:** 10,5 bar / 150 psi

### EHB503 Medium duty beer/wine s & d



**Application:** S & D of beverages; mineral water, beer, fruit juices, wine & liquor  
**Tube:** EPDM rubber  
**Reinforcement:** High-tensile synthetic textile with steel helical wire  
**Cover:** EPDM rubber  
**Temp:** -40°C to +120°C, (-40°F to +248°F)  
**Pressure:** 7,0-10,5 bar / 100-150 psi

### EHT200 Steel spiral PVC hose



**Application:** Suction and delivery of water, mineral water, fruit juices, liquids, in shipyards, industries, agricultural and industrial machineries  
**Tube:** Strong very flexible, smooth, transparent food grade PVC  
**Reinforcement:** Shock resistant galvanized steel spiral wire  
**Cover:** Abrasion resistant, crush and weather resistant smooth PVC  
**Temp:** -5°C to +60°C, (+23°F to +140°F)  
**Pressure:** 6,0-21,0 bar / 87-305 psi

## Beverage discharge

### H285 CLEARFORCE™ — R



**Application:** For food and beverage dispensing; and spraying and conveying fertilizer and pesticides  
**Tube:** Clear PVC **Reinforcement:** 2-spiral fiber **Cover:** Clear PVC  
**Temp:** -26°C to +66°C, (-15°F to +150°F)  
**Pressure:** 5,0-17,2 bar / 75-250 psi

## Dry Bulk suction & discharge

### EHF013 Bulk suction & discharge



**Application:** S & D bulk abrasive products; sugar, flour, milk powder & granules  
**Tube:** Synthetic rubber  
**Reinforcement:** High-tensile synthetic textile with steel helical wire and anti-static copper wire  
**Cover:** Synthetic rubber  
**Temp:** -40°C to +80°C, (-40°F to +176°F)  
**Pressure:** 10,5 bar / 150 psi

## Dry Bulk discharge

### EHF022 Flat light duty bulk discharge



**Application:** Discharge of bulk abrasive material for food industry  
**Tube:** Synthetic rubber  
**Reinforcement:** High-tensile synthetic textile and anti-static copper wire  
**Cover:** Synthetic rubber  
**Temp:** -40°C to +70°C, (-40°F to +158°F)  
**Pressure:** 5,0 bar / 75 psi

## Cleaning service

### EHF003 Dairy washdown



**Application:** Cleaning in food processing facilities  
**Tube:** Synthetic rubber  
**Reinforcement:** High-tensile synthetic textile  
**Cover:** Synthetic rubber  
**Temp:** -40°C to +125°C, Steam to +165°C (-40°F to +176°F), Steam to +329°F  
**Pressure:** 7,0 bar / 1000 psi





### Remove the guesswork from selecting, buying and using critical application hose

- When you are handling easily contaminated or hazardous material it is critical to select the proper hose. The high visibility branding and color coding removes the guesswork from hose selection.

### Environmental resistance

- The tube and cover materials of the Eaton Industrial Hose are designed to assure maximum life and top value. They are sophisticated hoses for demanding jobs.

### Built to make work faster, easier and safer

- Moving and connecting hose several times a day isn't easy work. Each of the Industrial Hose is designed to be easy to handle as safety and job performance will allow.

### Honest value

- There is only one way to make hose cost less — build it cheaper. You won't find compromises in the Industrial Hose. That's why we put the Eaton brand name on them.

### Food hose sanitation

- Max 120°C for 15 min. with steam -or- Max 50°C for 15 min. with 5% caustic soda.

## Food and beverage hose - Safety information

### Important!

**⚠ WARNING:** Testing can be dangerous and should be done only by trained personnel using proper tools and procedures. Failure to follow such procedures might result in serious injury, death, or damage to property.

**⚠ WARNING:** Failure to properly follow the manufacturer's recommended procedures for the care, maintenance, and storage of a particular hose may result in its failure to perform in the manner intended and may result in serious injury, death, or damage to property.

**⚠ WARNING:** Consult with the coupling manufacturer to make sure you choose the correct coupling and proper assembly for the application. Such matching of hose and couplings, and assembling of couplings, should be performed only by trained personnel using proper tools and procedures. Failure to follow manufacturer's instructions or failure to use trained personnel may result in serious bodily injury and/or property damage.

**⚠ WARNING:** Consider both working pressure and pressure surges when determining "maximum" pressure. Failure to select a hose that meets both these requirements could lead to end blow-offs, hose leakage, and hose bursting. The result could be serious injury or death. The Eaton hose you choose must meet or exceed the required working pressure, and must have a safety factor to allow for surge pressure.


**⚠ WARNING:** Do not use hose at temperatures that exceed the hose temperature rating. Doing so could deteriorate the hose, leading to leaks, hose bursting, and end blow-offs. This could result in serious personal injury or death.

**⚠ WARNING:** Selection of the proper hose for the application is essential to the proper operation and safe use of the hose and related equipment. Inadequate attention to selection of hose for the application can result in serious bodily injury or property damage. In order to avoid serious bodily injury or property damage resulting from selection of the wrong hose, you should carefully review the information in this catalog.



# Food and beverage

## Food suction & discharge

 Refer to warnings and safety information on pages N-1 – N-16.

Use of damaged hose or improper use may result in bodily injury or property damage. Please consult Eaton catalog or Technical Support for proper application.

### H0350

### LION™ Food transfer



#### Construction:

**Tube:** Vinyl nitrile  
FDA approved material

**Reinforcement:** 2-ply fiber  
with helical wire

**Cover:** Vinyl nitrile

#### Operating temperature:

-40°C to +82°C  
(-40°F to +180°F)

#### Application:

- For suction and discharge of non-dairy food products









#### Markets:

- Food processing
- Tank truck
- Rail car

#### Type of couplings:

- Cam and groove
- Combination nipple

Contact coupling manufacturer for attachment procedure and other coupling recommendations

#																			
Part No.			Hose I.D.			Hose O.D.		Max Oper Pressure		Burst Pressure		Minimum Bend Radius		Vacuum		Weight		Length	
	mtr	ft	DN	mm	in	mm	in	bar	psi	bar	psi	mm	in	kPa	in/Hg	kg/m	lbs/ft	mtr	ft
H035032-		100	51	50,8	2.00	66,7	2.63	17,2	250	70	1000	127,0	5.00	94,8	28	2,38	1.60		100
H035032-		150	51	50,8	2.00	66,7	2.63	17,2	250	70	1000	127,0	5.00	94,8	28	2,38	1.60		150
H035048-		100	80	76,2	3.00	92,1	3.63	17,2	250	70	1000	317,5	12.50	94,8	28	3,17	2.13		100
H035064-		150	102	101,6	4.00	118,3	4.66	17,2	250	70	1000	317,5	12.50	94,8	28	5,24	3.52		150

### EHF002

### Liquid food suction & discharge



#### Construction:

**Tube:** Vegetable oil-resistant NBR, FDA approved material

**Reinforcement:** High-tensile synthetic textile with a single steel helical wire

**Cover:** Oil, abrasion, ozone, and weather resistant synthetic rubber

#### Operating temperature:

-40°C to +80°C  
(-40°F to +176°F)

#### Application:

- For suction and discharge of milk, vegetable oil and beverages

#### Standards:

Regulation EC 1935/2004  
Regulation EC2023/2006  
FDA regulation CFR title No.21 art 177.2600

#### Markets:

- Food processing
- Tank truck
- Dairy processing
- Milk processing

#### Type of couplings:

- Cam and groove
- Combination nipple


Contact coupling manufacturer for attachment procedure and other coupling recommendations

#	Part No.		Hose I.D.			Hose O.D.		Max Oper Pressure		Burst Pressure		Minimum Bend Radius		Vacuum		Weight		Length	
	mtr	ft	DN	mm	in	mm	in	bar	psi	bar	psi	mm	in	kPa	in/Hg	kg/m	lbs/ft	mtr	ft
EHF002-12GY-	MXX	100	19	19,0	0.75	31,0	1.22	10,5	150	31	450	70	2.76	94,8	28	0,71	0.48	40-61	100
EHF002-16GY-	MXX	100	25	25,4	1.00	38,0	1.50	10,5	150	31	450	85	3.35	94,8	28	0,96	0.65	40-61	100
EHF002-20GY-	MXX	100	31	31,8	1.25	45,0	1.69	10,5	150	31	450	100	3.94	94,8	28	1,23	0.83	40-61	100
EHF002-24GY-	MXX	100	38	38,1	1.50	52,0	2.06	10,5	150	31	450	120	4.72	94,8	28	1,65	1.11	40-61	100
EHF002-28GY-	MXX	100	45	44,5	1.75	58,5	2.30	10,5	150	31	450	140	5.51	94,8	28	1,83	1.23	40-61	100
EHF002-32GY-	MXX	100	51	50,8	2.00	66,0	2.60	10,5	150	31	450	160	6.30	94,8	28	2,29	1.54	40-61	100
EHF002-40GY-	MXX	100	60	63,5	2.50	78,5	3.09	10,5	150	31	450	280	11.02	94,8	28	2,80	1.88	40-61	100
EHF002-48GY-	MXX	100	80	76,2	3.00	93,0	3.66	10,5	150	31	450	360	14.17	94,8	28	3,74	2.51	40-61	100
EHF002-64GY-	MXX	100	102	101,6	4.00	118,5	4.67	10,5	150	31	450	450	17.72	94,8	28	4,73	3.18	40-61	100

\* Additional colors available on BK-Black, BU-Blue, or RD-Red

# Food and beverage

## Food suction & discharge

 Refer to warnings and safety information on pages N-1 – N-16.

Use of damaged hose or improper use may result in bodily injury or property damage. Please consult Eaton catalog or Technical Support for proper application.

### EHF018

### Milk suction & discharge



#### Construction:

**Tube:** Vegetable oil-resistant NBR rubber, FDA approved material

**Reinforcement:** High-tensile synthetic textile with steel helical wire

**Cover:** Oil, abrasion, ozone, and weather resistant synthetic rubber

#### Operating temperature:

-40°C to +80°C  
(-40°F to +176°F)

#### Application:

- For suction and discharge of milk

#### Standards:

Regulation EC 1935/2004  
Regulation EC2023/2006  
FDA regulation CFR title No.21 art 177.2600









#### Markets:

- Food processing
- Tank truck
- Dairy processing
- Milk processing

#### Type of couplings:

- Cam and groove
- Combination nipple

Contact coupling manufacturer for attachment procedure and other coupling recommendations

# Part No.			 Hose I.D.			 Hose O.D.		 Max Oper Pressure		 Burst Pressure		 Minimum Bend Radius		 Vacuum		 Weight		 Length	
	mtr	ft	DN	mm	in	mm	in	bar	psi	bar	psi	mm	in	kPa	in/Hg	kg/m	lbs/ft	mtr	ft
EHF018-12BU-	MXX	100	19	19,0	0.75	29,0	1.14	7,0	100	20,7	300	60	2.36	94,8	28	0,62	0.42	40-61	100
EHF018-16BU-	MXX	100	25	25,4	1.00	36,0	1.42	7,0	100	20,7	300	85	3.35	94,8	28	0,85	0.57	40-61	100
EHF018-20BU-	MXX	100	31	31,8	1.25	43,0	1.69	7,0	100	20,7	300	105	4.13	94,8	28	1,06	0.71	40-61	100
EHF018-24BU-	MXX	100	38	38,1	1.50	49,0	1.93	7,0	100	20,7	300	125	4.92	94,8	28	1,36	0.91	40-61	100
EHF018-28BU-	MXX	100	45	44,5	1.75	56,0	2.20	7,0	100	20,7	300	150	5.91	94,8	28	1,66	1.12	40-61	100
EHF018-32BU-	MXX	100	51	50,8	2.00	62,5	2.46	7,0	100	20,7	300	170	6.69	94,8	28	1,87	1.26	40-61	100
EHF018-40BU-	MXX	100	60	63,5	2.50	74,5	2.93	7,0	100	20,7	300	200	7.87	94,8	28	2,19	1.47	40-61	100
EHF018-48BU-	MXX	100	80	76,2	3.00	89,0	3.50	7,0	100	20,7	300	380	14.96	94,8	28	3,08	2.07	40-61	100
EHF018-64BU-	MXX	100	102	101,6	4.00	115,0	4.53	7,0	100	20,7	300	500	19.68	94,8	28	4,28	2.88	40-61	100

\* Additional colors available BK-Black and RD-Red

### EHF001

### Liquid food discharge



#### Construction:

**Tube:** Vegetable oil-resistant NBR, FDA approved material

**Reinforcement:** High-tensile synthetic textile

**Cover:** Oil, abrasion, ozone, and weather resistant synthetic rubber

#### Operating temperature:

-40°C to +80°C  
(-40°F to +176°F)

#### Application:

- Discharge of milk, vegetable oil and beverages

#### Standards:

Regulation EC 1935/2004  
Regulation EC2023/2006  
FDA regulation CFR title No.21 art 177.2600







#### Markets:

- Food transfer
- Food tank truck

#### Type of couplings:

- Cam and groove
- Combination nipple


Contact coupling manufacturer for attachment procedure and other coupling recommendations

# Part No.			 Hose I.D.			 Hose O.D.		 Max Operating Pressure		 Burst Pressure		 Weight		 Length	
	mtr	ft	DN	mm	in	mm	in	bar	psi	bar	psi	kg/m	lbs/ft	mtr	ft
EHF001-12BU-	MXX	100	19	19,0	0.75	30,0	1.18	10,5	150	31	450	0,61	0.41	40-61	100
EHF001-16BU-	MXX	100	25	25,4	1.00	37,0	1.46	10,5	150	31	450	0,79	0.53	40-61	100
EHF001-20BU-	MXX	100	31	31,8	1.25	44,0	1.73	10,5	150	31	450	1,05	0.71	40-61	100
EHF001-24BU-	MXX	100	38	38,1	1.50	51,0	2.00	10,5	150	31	450	1,31	0.88	40-61	100
EHF001-28BU-	MXX	100	45	44,5	1.75	57,5	2.26	10,5	150	31	450	1,51	1.02	40-61	100
EHF001-32BU-	MXX	100	51	50,8	2.00	65,0	2.56	10,5	150	31	450	1,84	1.24	40-61	100
EHF001-40BU-	MXX	100	60	63,5	2.50	77,5	3.05	10,5	150	31	450	2,27	1.53	40-61	100
EHF001-48BU-	MXX	100	80	76,2	3.00	92,0	3.62	10,5	150	31	450	2,93	1.97	40-61	100
EHF001-64BU-	MXX	100	102	101,6	4.00	117,5	4.63	10,5	150	31	450	3,83	2.57	40-61	100

\* Additional colors available BK-Black and RD-Red

# Food and beverage

## Beverage suction & discharge

 Refer to warnings and safety information on pages N-1 – N-16.

Use of damaged hose or improper use may result in bodily injury or property damage. Please consult Eaton catalog or Technical Support for proper application.

### EHF020

### Alcohol suction & discharge



#### Construction:

**Tube:** UHMW-PE  
FDA approved material

**Reinforcement:** High-tensile synthetic textile with steel helical wire

**Cover:** EPDM rubber

#### Operating temperature:

-40°C to +80°C  
(-40°F to +176°F)

#### Application:

- For suction and discharge of food containing high percentage of alcohol

#### Standards:

Regulation EC 1935/2004  
Regulation EC2023/2006  
FDA regulation CFR title No.21 art 177.2600









#### Markets:

- Breweries
- Distilleries
- Food processing

#### Type of couplings:

- Cam and groove
- Combination nipple

Contact coupling manufacturer for attachment procedure and other coupling recommendations


# Part No.			 Hose I.D.			 Hose O.D.		 Max Oper Pressure		 Burst Pressure		 Minimum Bend Radius		 Vacuum		 Weight		 Length	
	mtr	ft	DN	mm	in	mm	in	bar	psi	bar	psi	mm	in	kPa	in/Hg	kg/m	lbs/ft	mtr	ft
EHF020-12RD-	MXX	100	19	19,0	0.75	31,0	1.22	10,5	150	31	450	75	2.95	94,8	28	0,65	0.44	40-61	100
EHF020-16RD-	MXX	100	25	25,4	1.00	38,0	1.50	10,5	150	31	450	100	3.94	94,8	28	0,86	0.58	40-61	100
EHF020-20RD-	MXX	100	31	31,8	1.25	45,0	1.77	10,5	150	31	450	150	5.91	94,8	28	1,10	0.74	40-61	100
EHF020-24RD-	MXX	100	38	38,1	1.50	52,0	2.05	10,5	150	31	450	200	7.87	94,8	28	1,43	0.96	40-61	100
EHF020-28RD-	MXX	100	45	44,5	1.75	58,5	2.30	10,5	150	31	450	260	10.24	94,8	28	1,75	1.18	40-61	100
EHF020-32RD-	MXX	100	51	50,8	2.00	66,0	2.60	10,5	150	31	450	300	11.81	94,8	28	2,11	1.42	40-61	100
EHF020-40RD-	MXX	100	60	63,5	2.50	78,5	3.09	10,5	150	31	450	400	15.75	94,8	28	2,55	1.71	40-61	100
EHF020-48RD-	MXX	100	80	76,2	3.00	93,0	3.66	10,5	150	31	450	800	31.50	94,8	28	3,47	2.33	40-61	100
EHF020-64RD-	MXX	100	102	101,6	4.00	118,5	4.67	10,5	150	31	450	1200	47.24	94,8	28	4,52	3.04	40-61	100

\* Additional colors available BK-Black and BU-Blue



# Food and beverage

## Beverage suction & discharge

 Refer to warnings and safety information on pages N-1 – N-16.

Use of damaged hose or improper use may result in bodily injury or property damage. Please consult Eaton catalog or Technical Support for proper application.

### EHB503

### Medium duty beer/wine suction & discharge



#### Construction:

**Tube:** EPDM rubber  
FDA approved material

**Reinforcement:** High-tensile synthetic textile with steel helical wire

**Cover:** EPDM rubber

#### Operating temperature:

-40°C to +120°C  
(-40°F to +248°F)

#### Application:

- For suction and discharge of beverages such as mineral water, beer, fruit juices, wine and liquor

#### Standards:

Regulation EC 1935/2004  
Regulation EC2023/2006  
FDA regulation CFR title No.21 art 177.2600









#### Markets:

- Food processing
- Tank truck
- Breweries
- Distilleries

#### Type of couplings:

- Cam and groove
- Combination nipple


Contact coupling manufacturer for attachment procedure and other coupling recommendations

#  Part No.																			
			Hose I.D.			Hose O.D.		Max Oper Pressure		Burst Pressure		Minimum Bend Radius		Vacuum		Weight		Length	
	mtr	ft	DN	mm	in	mm	in	bar	psi	bar	psi	mm	in	kPa	in/Hg	kg/m	lbs/ft	mtr	ft
EHB503-12RD-	MXX	100	19	19,0	0.75	31,0	1.22	10,5	150	31	450	60	2.36	94,8	28	0,56	0.38	40-61	100
EHB503-16RD-	MXX	100	25	25,4	1.00	38,0	1.50	10,5	150	31	450	75	2.95	94,8	28	0,72	0.48	40-61	100
EHB503-20RD-	MXX	100	31	31,8	1.25	45,0	1.77	10,5	150	31	450	95	3.74	94,8	28	0,95	0.64	40-61	100
EHB503-24RD-	MXX	100	38	38,1	1.50	52,0	2.05	10,5	150	31	450	110	4.33	94,8	28	1,19	0.80	40-61	100
EHB503-28RD-	MXX	100	45	44,5	1.75	58,5	2.30	10,5	150	31	450	130	5.12	94,8	28	1,36	0.91	40-61	100
EHB503-32RD-	MXX	100	51	50,8	2.00	66,0	2.60	10,5	150	31	450	150	5.91	94,8	28	1,66	1.11	40-61	100
EHB503-40RD-	MXX	100	60	63,5	2.50	78,5	3.09	10,5	150	31	450	280	11.02	94,8	28	2,08	1.40	40-61	100
EHB503-48RD-	MXX	100	80	76,2	3.00	93,0	3.66	10,5	150	31	450	340	13.39	94,8	28	2,68	1.80	40-61	100
EHB503-64RD-	MXX	100	102	101,6	4.00	118,5	4.67	10,5	150	31	450	450	17.72	94,8	28	3,54	2.38	40-61	100

\* Additional colors available BK-Black and BU-Blue

# Food and beverage

## Beverage suction & discharge

 Refer to warnings and safety information on pages N-1 – N-16.

Use of damaged hose or improper use may result in bodily injury or property damage. Please consult Eaton catalog or Technical Support for proper application.

### EHT200

### Steel spiral PVC



#### Construction:

**Tube:** Strong very flexible, smooth, transparent food grade PVC

**Reinforcement:** Shock resistant galvanized steel spiral wire

**Cover:** Crushing, abrasion and weather resistant smooth PVC

#### Operating temperature:

-5°C to +60°C  
(+23°F to +140°F)

#### Application:

- For suction and delivery of water, mineral water, fruit juices, liquids and etc., in shipyards, industries, agricultural and industrial machineries

#### Standards:

Reg. UE10/2011 and it amendment (EU) N.2016/1416 for contact with foodstuff that requires a simulating liquid type A,B,C,D1 migration tests performed at 40°C for 10 days






#### Markets:

- Food industry
- Agriculture
- Industry

#### Type of couplings:

- Cam and groove
- Combination nipple

Always consult coupling manufacturer for coupling specifications and assembly instructions.

Part No.	 Hose I.D.			 Burst Pressure		 Minimum Bend Radius		 Vacuum	 Weight	
	DN	mm	in	bar	psi	mm	in	m/H2O	kg/m	lbs/ft
EHT200-06-M50	10	10,0	0.39	21,0	305	20,0	0.79	9	0,16	0.11
EHT200-08-M50	13	12,7	0.50	21,0	305	25,0	0.98	9	0,18	0.12
EHT200M14-M50	14	14,0	0.55	18,0	261	30,0	1.18	9	0,20	0.13
EHT200-10-M50	16	16,0	0.63	18,0	261	35,0	1.38	9	0,23	0.15
EHT200M18-M50	18	18,0	0.71	18,0	261	40,0	1.57	9	0,28	0.19
EHT200-12-M50	19	19,0	0.75	15,0	218	50,0	1.97	9	0,34	0.23
EHT200-16-M50	25	25,4	1.00	15,0	218	60,0	2.36	9	0,51	0.34
EHT200-20-M30	32	31,8	1.25	13,0	189	75,0	2.95	9	0,65	0.44
EHT200-24-M30	38	38,0	1.50	12,0	174	90,0	3.54	9	0,80	0.54
EHT200-25-M30	40	40,0	1.57	9,0	131	95,0	3.74	9	0,87	0.58
EHT200-28-M30	45	45,0	1.77	9,0	131	105,0	4.13	8	1,10	0.74
EHT200-32-M30	51	50,8	2.00	9,0	131	125,0	4.92	8	1,20	0.81
EHT200-40-M30	63	63,5	2.50	7,0	102	150,0	5.91	7	1,95	1.31
EHT200-48-M30	76	76,0	2.99	6,0	87	195,0	7.68	7	2,50	1.68
EHT200-64-M30	101,4	101,5	4.00	6,0	87	300,0	11.81	6	3,40	2.28
EHT200-80-M30	127	127,0	5.00	6,0	87	385,0	15.16	6	4,70	3.16
EHT200-96-M30	152	152,0	5.98	6,0	87	460,0	18.11	6	6,35	4.27

### H285

### CLEARFORCE™—R



#### Construction:

**Tube:** Clear PVC  
NSF-51 certified  
FDA approved material

**Reinforcement:** 2-spiral fiber

**Cover:** Clear PVC

#### Operating temperature:

-26°C to +66°C  
(-15°F to +150°F)

#### Application:

- For food and beverage dispensing
- For spraying and conveying fertilizer and pesticides







#### Markets:

- Food processing
- Agriculture
- In-plant service

#### Type of couplings:


- Eaton "E" series (-4, -5, -6, -8, -12, -16)
- 265 "P" series (-4, -5, -6, -8, -12)
- Barbed inserts

Contact coupling manufacturer for attachment procedure and other coupling recommendations

# Part No.			 Hose I.D.			 Hose O.D.		 Max Operating Pressure		 Burst Pressure		 Weight		 Length	
	mtr	ft	DN	mm	in	mm	in	bar	psi	bar	psi	kg/m	lbs/ft	mtr	ft
H28503-		300	5	4,8	0.19	9,5	0.37	17,2	250	70,0	1000	0,07	0.05		300
H28504-		300	6	6,4	0.25	11,3	0.44	17,2	250	70,0	1000	0,09	0.06		300
H28505-		300	8	7,9	0.31	13,5	0.53	17,2	250	70,0	1000	0,11	0.08		300
H28506-		300	10	9,5	0.38	15,1	0.59	15,5	225	62,0	900	0,14	0.09		300
H28508-		300	12	12,7	0.50	19,1	0.75	13,8	200	55,0	800	0,19	0.13		300
H28510-		300	16	15,9	0.62	22,2	0.87	13,8	200	55,0	800	0,23	0.15		300
H28512-		300	19	19,0	0.75	26,2	1.03	10,5	150	41,0	600	0,29	0.20		300
H28516-		200	25	25,4	1.00	33,3	1.31	8,5	125	35,0	500	0,42	0.28		200
H28520-		100	31	31,8	1.25	42,9	1.69	7,0	100	28,0	400	0,76	0.51		100
H28524-		100	38	38,1	1.50	49,2	1.94	7,0	100	28,0	400	0,88	0.60		100
H28532-		100	51	50,8	2.00	63,5	2.50	5,0	75	20,7	300	1,27	0.85		100

# Food and beverage

## Dry Bulk suction & discharge

 Refer to warnings and safety information on pages N-1 – N-16.

Use of damaged hose or improper use may result in bodily injury or property damage. Please consult Eaton catalog or Technical Support for proper application.

### EHF013

### Bulk suction & discharge



#### Construction:

**Tube:** Abrasion resistant synthetic rubber

**Reinforcement:** High-tensile synthetic textile with steel helical wire and anti-static copper wire

**Cover:** Pin-pricked, abrasion, ozone, and weather resistant synthetic rubber

#### Application:

- For suction and discharge of bulk abrasive products such as sugar, flour, milk powder and granules

#### Markets:

- Food processing
- Tank truck









#### Type of couplings:

- Cam and groove
- Combination nipple

Contact coupling manufacturer for attachment procedure and other coupling recommendations

#### Operating temperature:

-40°C to +70°C  
(-40°F to +158°F)


# Part No.			 Hose I.D.			 Hose O.D.		 Max Oper Pressure		 Burst Pressure		 Minimum Bend Radius		 Vacuum		 Weight		 Length	
	mtr	ft	DN	mm	in	mm	in	bar	psi	bar	psi	mm	in	kPa	in/Hg	kg/m	lbs/ft	mtr	ft
EHF013-16-	MXX	100	25	25,4	1.00	39,0	1.54	10,5	150	31	450	110	4.33	94,8	28	0,90	0.61	40-61	100
EHF013-20-	MXX	100	31	31,8	1.25	45,0	1.77	10,5	150	31	450	135	5.31	94,8	28	1,06	0.71	40-61	100
EHF013-24-	MXX	100	38	38,1	1.50	52,0	2.05	10,5	150	31	450	160	6.30	94,8	28	1,42	0.95	40-61	100
EHF013-32-	MXX	100	51	50,8	2.00	66,0	2.60	10,5	150	31	450	210	8.27	94,8	28	2,01	1.35	40-61	100
EHF013-40-	MXX	100	60	63,5	2.50	78,5	3.09	10,5	150	31	450	270	10.63	94,8	28	2,43	1.63	40-61	100
EHF013-48-	MXX	100	80	76,2	3.00	92,0	3.62	10,5	150	31	450	330	12.99	94,8	28	3,16	2.12	40-61	100
EHF013-56-	MXX	100	90	88.9	3.50	107,0	4.21	10,5	150	31	450	410	16.14	94,8	28	3,77	2.53	40-61	100
EHF013-64-	MXX	100	102	101,6	4.00	120,0	4.72	10,5	150	31	450	470	18.50	94,8	28	4,63	3.11	40-61	100
EHF013-80-	MXX	100	130	127,0	5.00	149,0	5.87	10,5	150	31	450	600	23.62	94,8	28	6,85	4.60	40-61	100
EHF013-96-	MXX	100	150	152,4	6.00	174,5	6.87	10,5	150	31	450	770	30.31	80,0	24	8,91	5.99	40-61	100
EHF013-128-	M20	20	200	203,2	8.00	229,0	4.69	10,5	150	31	450	1200	47.24	80,0	24	13,80	9.28	20	20
EHF013-160-	M10	20	250	254,0	10.00	281,0	11.06	10,5	150	31	450	1520	59.84	80,0	24	17,32	11.64	10	20

\*Abrasion loss value acc. DIN53516 ≤120mm³

Channeled, Corrugated and Flat corrugated cover versions available on request

# Food and beverage

## Dry Bulk discharge

 Refer to warnings and safety information on pages N-1 – N-16.

Use of damaged hose or improper use may result in bodily injury or property damage. Please consult Eaton catalog or Technical Support for proper application.

### EHF022

### Flat light-duty bulk discharge



#### Construction:

**Tube:** Abrasion resistant synthetic rubber

**Reinforcement:** High-tensile synthetic textile and anti-static copper wire

**Cover:** Abrasion, ozone, and weather resistant synthetic rubber

#### Operating temperature:

-40°C to +70°C  
(-40°F to +158°F)

#### Application:

- For discharge of bulk abrasive material for food industry







#### Markets:

- Food processing
- Tank truck

#### Type of couplings:

- Cam and groove
- Combination nipple


Contact coupling manufacturer for attachment procedure and other coupling recommendations

# Part No.			 Hose I.D.			 Hose O.D.		 Max Operating Pressure		 Burst Pressure		 Weight		 Length	
	mtr	ft	DN	mm	in	mm	in	bar	psi	bar	psi	kg/m	lbs/ft	mtr	ft
EHF022-32-	MXX	100	51	50,8	2.00	60,4	2.38	5,0	75	15,5	225	0,98	0.66	40-61	100
EHF022-40-	MXX	100	60	63,5	2.50	73,0	2.87	5,0	75	15,5	225	1,20	0.81	40-61	100
EHF022-48-	MXX	100	80	76,2	3.00	86,0	3.39	5,0	75	15,5	225	1,43	0.96	40-61	100
EHF022-50-	MXX	100		80,0	3.15	90,0	3.54	5,0	75	15,5	225	1,49	1.00	40-61	100
EHF022-56-	MXX	100	90	90,0	3.54	100,0	3.94	5,0	75	15,5	225	1,84	1.24	40-61	100
EHF022-64-	MXX	100	102	101,6	4.00	112,0	4.41	5,0	75	15,5	225	2,06	1.38	40-61	100
EHF022-67-	MXX	100		110,0	4.33	120,0	4.72	5,0	75	15,5	225	2,23	1.50	40-61	100
EHF022-80-	MXX	100	130	127,0	5.00	137,0	5.39	5,0	75	15,5	225	2,55	1.71	40-61	100
EHF022-96-	MXX	100	150	152,4	6.00	164,0	6.46	5,0	75	15,5	225	3,61	2.43	40-61	100
EHF022-128-	M20	20	200	203,2	8.00	215,0	8.46	5,0	75	15,5	225	4,77	3.21	20	20



# Food and beverage

## Cleaning service

 Refer to warnings and safety information on pages N-1 – N-16.

Use of damaged hose or improper use may result in bodily injury or property damage. Please consult Eaton catalog or Technical Support for proper application.

### EHF003

### Dairy washdown



#### Construction:

**Tube:** Synthetic rubber, meets FDA & European requirements

**Reinforcement:** High-tensile synthetic textile

**Cover:** Oil, heat, abrasion, ozone and weather resistant synthetic rubber

#### Operating temperature:

-40°C to +125°C  
Steam up to +165°C

(-40°F to +176°F)  
Steam up to +329°F

#### Application:

- For cleaning in food processing plant

#### Standards:

Regulation EC 1935/2004  
Regulation EC2023/2006  
FDA regulation CFR title No.21 art 177.2600






#### Markets:

- Food processing

#### Type of couplings:

- Barbed inserts

Contact coupling manufacturer for attachment procedure and other coupling recommendations

#								Max Operating Pressure Hot Water 80°C		Max Operating Pressure Steam to +165°C		 Burst Pressure		 Weight		 Length	
Part No.			Hose I.D.			Hose O.D.											
	mtr	ft	DN	mm	in	mm	in	bar	psi	bar	psi	bar	psi	kg/m	lbs/ft	mtr	ft
EHF003-06BU-	MXX	100	10	9,5	0.38	20,0	0.79	20,0	300	7,0	100	70,0	1000	0,30	0.20	40-61	100
EHF003-08BU-	MXX	100	12	12,7	0.50	24,0	0.94	20,0	300	7,0	100	70,0	1000	0,41	0.28	40-61	100
EHF003-10BU-	MXX	100	16	15,9	0.62	28,0	1.10	20,0	300	7,0	100	70,0	1000	0,51	0.34	40-61	100
EHF003-12BU-	MXX	100	19	19,0	0.75	31,0	1.22	20,0	300	7,0	100	70,0	1000	0,60	0.40	40-61	100
EHF003-16BU-	MXX	100	25	25,4	1.00	37,0	1.46	20,0	300	7,0	100	70,0	1000	0,68	0.46	40-61	100
EHF003-20BU-	MXX	100	31	31,8	1.25	46,0	1.81	20,0	300	7,0	100	70,0	1000	1,07	0.72	40-61	100
EHF003-24BU-	MXX	100	38	38,1	1.50	53,0	2.09	20,0	300	7,0	100	70,0	1000	1,34	0.90	40-61	100
EHF003-28BU-	MXX	100	45	44,5	1.75	60,0	2.36	20,0	300	7,0	100	70,0	1000	1,57	1.06	40-61	100
EHF003-32BU-	MXX	100	51	50,8	2.00	67,5	2.66	20,0	300	7,0	100	70,0	1000	1,97	1.32	40-61	100
EHF003-40BU-	MXX	100	60	63,5	2.50	81,0	3.19	20,0	300	7,0	100	70,0	1000	2,50	1.68	40-61	100
EHF003-48BU-	MXX	100	80	76,2	3.00	98,0	3.86	20,0	300	7,0	100	70,0	1000	3,66	2.46	40-61	100
EHF003-64BU-	MXX	100	102	101,6	4.00	124,0	4.88	20,0	300	7,0	100	70,0	1000	4,83	3.25	40-61	100

\* Additional colors available BK-Black and RD-Red

# Gaseous

## LPG


H900 UL LPG .....	F-4
EHG003 Liquid Propane Suction & Discharge. ....	F-5
EHG004 Liquid Propane Suction & Discharge. ....	F-6

## Liquid Propane discharge

EHG006 Liquid Propane discharge .....	F-7
---------------------------------------	-----

## Nitrogen

EHG001 Nitrogen transfer .....	F-8
--------------------------------	-----



# Gaseous

## LPG

### H900 UL LPG



**Application:** Transfer and delivery of propane and butane, and natural gas in open, well ventilated areas (1 psiG max. working pressure): UL 21 Approved

**Tube:** Nitrile

**Reinforcement:** Textile braid

**Cover:** Pin-pricked vinyl nitrile

**Temp:** -40°C to +60°C, (-40°F to +140°F)

Hose is capable of this rating. LP-Gas should never be elevated above 100°F

**Pressure:** 24 bar / 350 psi

### EHG003 Liquid Propane suction & discharge



**Application:** Transfer and delivery of propane and butane, and natural gas in open, well ventilated areas (1 psiG max. working pressure): TS EN 1762 TYPE SD

**Tube:** Static-dissipating NBR

**Reinforcement:** High-tensile synthetic textile with steel helical wire

**Cover:** Pin-pricked synthetic rubber

**Temp:** -30°C to +70°C, (-22°F to +158°F)

Hose is capable of this rating. LP-Gas should never be elevated above 100°F

**Pressure:** 25 bar / 365 psi

### EHG004 Liquid Propane suction & discharge



**Application:** Transfer and delivery of propane and butane, and natural gas in open, well ventilated areas (1 psiG max. working pressure): TS EN1762 TYPE SD LTS

**Tube:** Static-dissipating NBR

**Reinforcement:** High-tensile synthetic textile with steel helical wire

**Cover:** Pin-pricked synthetic rubber

**Temp:** -50°C to +70°C, (-58°F to +158°F)

Hose is capable of this rating. LP-Gas should never be elevated above 100°F

**Pressure:** 25 bar / 365 psi

## Liquid propane discharge

### EHG006 Liquid Propane discharge



**Application:** Transfer and delivery of propane and butane, and natural gas in open, well ventilated areas (1 psiG max. working pressure): TS EN 1762 Type D

**Tube:** Static dissipating ,LPG resistant NBR rubber

**Reinforcement:** High tensile synthetic textile

**Cover:** Special pin-pricked synthetic rubber

**Temp:** -30°C to +70°C, (-22°F to +158°F)

Hose is capable of this rating. LP-Gas should never be elevated above 100°F

**Pressure:** 25,0 bar / 365 psi

## Nitrogen

### EHG001 Nitrogen transfer



**Application:** Transfer and delivery of propane and butane, and natural gas in open, well ventilated areas (1 psiG max. working pressure)

**Tube:** Synthetic rubber

**Reinforcement:** High-tensile synthetic textile with steel helical wire

**Cover:** Pin-pricked synthetic rubber

**Temp:** -50°C to +70°C, (-58°F to +158°F)

**Pressure:** 20,7 bar / 300 psi

# Gaseous

## Introduction and Safety information



### Safety aware

- Eaton understands that specialty hoses need quality tubes and cover to assure safe hose life. When your jobs requires safety, think Eaton.

### Permanent branding for easy identification

- The name of the hose and the working pressure are molded into the hose cover can't rub off. This makes hose selection on the job quicker, easier and safer.

### The eaton reputation for quality

- Your assurance of dependable performance.

## Gaseous hose - Safety information

### Important!

**⚠ WARNING:** Testing can be dangerous and should be done only by trained personnel using proper tools and procedures. Failure to follow such procedures might result in serious injury, death, or damage to property.

**⚠ WARNING:** Failure to properly follow the manufacturer's recommended procedures for the care, maintenance, and storage of a particular hose may result in its failure to perform in the manner intended and may result in serious injury, death, or damage to property.

**⚠ WARNING:** Do not use chemical hose at temperatures or pressures above those recommended by the manufacturer. All operators must be thoroughly trained in the care and use of this hose and must at all times wear protective clothing. A hose or system failure could cause the release of a poisonous, corrosive or flammable material.

**⚠ WARNING:** Consult with the Coupling Manufacturer to make sure you choose the correct coupling and proper assembly for the application. Such matching of hose and couplings, and assembling of couplings, should be performed only by trained personnel using proper tools and procedures. Failure to follow manufacturer's instructions or failure to use trained personnel may result in serious bodily injury and/or property damage.

**⚠ WARNING:** Never use a hose to transfer material it is not specifically meant to transfer. Doing so could deteriorate the hose and result in leaking, hose bursting, or end blow-offs. This could lead to serious personal injury or death. Always transfer material in a hose that is designed specifically to transfer that material. This information is listed in this catalog.


**⚠ WARNING:** Consider both working pressure and pressure surges when determining "maximum" pressure. Failure to select a hose that meets both these requirements could lead to end blow-offs, hose leakage, and hose bursting. The result could be serious injury or death. The Eaton industrial hose you choose must meet or exceed the required working pressure, and must have a safety factor to allow for surge pressure.

**⚠ WARNING:** Do not use hose at temperatures that exceed the hose temperature rating. Doing so could deteriorate the hose, leading to leaks, hose bursting, and end blow-offs. This could result in serious personal injury or death.

**⚠ WARNING:** Selection of the proper hose for the application is essential to the proper operation and safe use of the hose and related equipment. Inadequate attention to selection of hose for the application can result in serious bodily injury or property damage. In order to avoid serious bodily injury or property damage resulting from selection of the wrong hose, you should carefully review the information in this catalog.

## Gaseous

## LPG

 Refer to warnings and safety information on pages N-1 – N-16.

**Not to be used for NH<sub>3</sub>.** Use of damaged hose or improper use may result in bodily injury or property damage. Please consult Eaton catalog or Technical Support for proper application.

## H900

## UL LPG

UL 21 Approved

**Construction:****Tube:** Nitrile**Reinforcement:**

Textile braid

**Cover:** Pin-pricked vinyl nitrile**Operating temperature:**

-40°C to +60°C

(-40°F to +140°F)

**Hose is capable of this rating. LP-Gas should never be elevated above 100°F**

**Application:**

- For transfer and delivery of propane and butane
- Transfer of natural gas in open, well ventilated areas (1 psiG max. working pressure)







**Markets:**

- LPG delivery vehicles
- Petroleum refineries
- Chemical processing
- Tank truck

**Type of couplings:**

- “U” series
- Swaged or crimp male couplings

Contact coupling manufacturer for attachment procedure and other coupling recommendations

#															
Part No.			Hose I.D.			Hose O.D.		Max Operating Pressure		Burst Pressure		Weight		Length	
	mtr	ft	DN	mm	in	mm	in	bar	psi	bar	psi	kg/m	lbs/ft	mtr	ft
H90004-		500R	6	6,4	0.25	14,9	0.59	24,0	350	120	1750	0,18	0.12		500
H90006-		500R	10	9,5	0.38	18,4	0,73	24,0	350	120	1750	0,25	0.17		500
H90008-		500R	12	12,7	0.50	23,3	0,92	24,0	350	120	1750	0,36	0.24		500
H90012-		500R	19	19,0	0.75	31,2	1.23	24,0	350	120	1750	0,61	0.41		500
H90016-		150	25	25,4	1.00	38,1	1.50	24,0	350	120	1750	0,77	0.52		150
H90016-		300R	25	25,4	1.00	38,1	1.50	24,0	350	120	1750	0,77	0.52		300

\*Additional lengths available on select items



**Not to be used for NH<sub>3</sub>.** Use of damaged hose or improper use may result in bodily injury or property damage. Please consult Eaton catalog or Technical Support for proper application.

## EHG003

## Liquid Propane suction & discharge

TS EN 1762 TYPE SD



### Construction:

**Tube:** Static dissipating NBR

**Reinforcement:** High-tensile synthetic textile with steel helical wire

**Cover:** Pin-pricked synthetic rubber

### Operating temperature:

-30°C to +70°C  
(-22°F to +158°F)

**Hose is capable of this rating. LP-Gas should never be elevated above 100°F**

### Application:

- For transfer and delivery of propane and butane
- Transfer of natural gas in open, well ventilated areas (1 psiG max. working pressure)









### Markets:

- LPG delivery vehicles
- Petroleum refineries
- Chemical processing
- Tank truck

### Type of couplings:

- Swaged or crimp male couplings


Contact coupling manufacturer for attachment procedure and other coupling recommendations

#																			
			Hose I.D.			Hose O.D.		Max Oper Pressure		Burst Pressure		Minimum Bend Radius		Vacuum		Weight		Length	
Part No.	mtr	ft	DN	mm	in	mm	in	bar	psi	bar	psi	mm	in	kPa	in/Hg	kg/m	lbs/ft	mtr	ft
EHG003-08-	MXX	100	12	12,7	0.50	23	0.91	25	365	101	1460	90	3.54	80,0	24	0,44	0.30	40-61	100
EHG003-10-	MXX	100	16	15,9	0.62	26	1.02	25	365	101	1460	95	3.74	80,0	24	0,52	0.35	40-61	100
EHG003-12-	MXX	100	19	19,0	0.75	31	1.22	25	365	101	1460	100	3.94	80,0	24	0,68	0.46	40-61	100
EHG003-16-	MXX	100	25	25,4	1.00	38	1.50	25	365	101	1460	150	5.91	80,0	24	0,90	0.61	40-61	100
EHG003-20-	MXX	100	31	31,8	1.25	45	1.77	25	365	101	1460	200	7.87	80,0	24	1,17	0.79	40-61	100
EHG003-24-	MXX	100	38	38,1	1.50	52	2.05	25	365	101	1460	280	11.02	80,0	24	1,50	1.00	40-61	100
EHG003-32-	MXX	100	51	50,8	2.00	67	2.64	25	365	101	1460	350	13.78	80,0	24	2,19	1.47	40-61	100
EHG003-40-	MXX	100	60	63,5	2.50	81	3.19	25	365	101	1460	480	18.90	80,0	24	2,91	1.96	40-61	100
EHG003-48-	MXX	100	80	76,2	3.00	94	3.70	25	365	101	1460	550	21.65	80,0	24	3,58	2.41	40-61	100
EHG003-64	MXX	100	102	101,6	4.00	120	4.72	25	365	101	1460	720	28.35	80,0	24	4,56	3.07	40-61	100



## Gaseous

## LPG

 Refer to warnings and safety information on pages N-1 – N-16.

**Not to be used for NH<sub>3</sub>.** Use of damaged hose or improper use may result in bodily injury or property damage. Please consult Eaton catalog or Technical Support for proper application.

## EHG004

## Liquid Propane suction &amp; discharge

TS EN1762 TYPE SD LTS

**Construction:**

**Tube:** Static dissipating NBR

**Reinforcement:** High-tensile synthetic textile with steel helical wire

**Cover:** Pin-pricked synthetic rubber

**Operating temperature:**

-50°C to +70°C  
(-58°F to +158°F)

**Hose is capable of this rating. LP-Gas should never be elevated above 100°F**

**Application:**

- For transfer and delivery of propane and butane
- Transfer of natural gas in open, well ventilated areas (1 psiG max. working pressure)









**Markets:**

- LPG delivery vehicles
- Petroleum refineries
- Chemical processing
- Tank truck

**Type of couplings:**


- Swaged or crimp male couplings

Contact coupling manufacturer for attachment procedure and other coupling recommendations

#																			
Part No.			Hose I.D.			Hose O.D.		Max Oper Pressure		Burst Pressure		Minimum Bend Radius		Vacuum		Weight		Length	
	mtr	ft	DN	mm	in	mm	in	bar	psi	bar	psi	mm	in	kPa	in/Hg	kg/m	lbs/ft	mtr	ft
EHG004-08-	MXX	100	12	12,7	0.50	23	0.91	25	365	101	1460	90	3.54	80,0	24	0,44	0.30	40-61	100
EHG004-10-	MXX	100	16	15,9	0.62	26	1.02	25	365	101	1460	95	3.74	80,0	24	0,52	0.35	40-61	100
EHG004-12-	MXX	100	19	19,0	0.75	31	1.22	25	365	101	1460	100	3.94	80,0	24	0,68	0.46	40-61	100
EHG004-16-	MXX	100	25	25,4	1.00	38	1.50	25	365	101	1460	150	5.91	80,0	24	0,90	0.61	40-61	100
EHG004-20-	MXX	100	31	31,8	1.25	45	1.77	25	365	101	1460	200	7.87	80,0	24	1,17	0.79	40-61	100
EHG004-24-	MXX	100	38	38,1	1.50	52	2.05	25	365	101	1460	280	11.02	80,0	24	1,50	1.00	40-61	100
EHG004-32-	MXX	100	51	50,8	2.00	67	2.64	25	365	101	1460	350	13.78	80,0	24	2,19	1.47	40-61	100
EHG004-40-	MXX	100	60	63,5	2.50	81	3.19	25	365	101	1460	480	18.90	80,0	24	2,91	1.96	40-61	100
EHG004-48-	MXX	100	80	76,2	3.00	94	3.70	25	365	101	1460	550	21.65	80,0	24	3,58	2.41	40-61	100
EHG004-64	MXX	100	102	101,6	4.00	120	4.72	25	365	101	1460	720	28.35	80,0	24	4,56	3.07	40-61	100

# Gaseous

## Liquid propane discharge

 Refer to warnings and safety information on pages N-1 – N-16.

**Not to be used for NH<sub>3</sub>.** Use of damaged hose or improper use may result in bodily injury or property damage. Please consult Eaton catalog or Technical Support for proper application.

### EHG006

### Liquid Propane discharge

TS EN 1762 TYPE D



#### Construction:

**Tube:** Static dissipating, LPG resistant NBR rubber

**Reinforcement:** High-tensile synthetic textile

**Cover:** Special pin-pricked synthetic rubber

#### Application:

- For transfer and delivery of propane and butane
- Transfer of natural gas in open, well ventilated areas (1 psiG max. working pressure)

#### Markets:

- LPG delivery vehicles
- Petroleum refineries
- Chemical processing
- Tank truck

#### Type of couplings:

- Eaton Global OTC fittings (sizes -12,-16,-20 and -24)

Contact coupling manufacturer for attachment procedure and other coupling recommendations

#### Operating temperature:


-30°C to +70°C  
(-22°F to +158°F)

**Hose is capable of this rating. LP-Gas should never be elevated above 100°F**

#	Part No.		Hose I.D.			Hose O.D.		Max Operating Pressure		Burst Pressure		Minimum Bend Radius		Weight		Length	
	mtr	ft	DN	mm	in	mm	in	bar	psi	bar	psi	mm	in	kg/m	lbs/ft	mtr	ft
EHG006-08BK	MXX	100	12	12.7	0.50	23.2	0.91	25.0	365	101	1460	100	3.94	0.39	0.26	40-61	100
EHG006-12BK	MXX	100	19	19.0	0.75	31.0	1.22	25.0	365	101	1460	160	6.30	0.63	0.42	40-61	100
EHG006-16BK	MXX	100	25	25.4	1.00	38.2	1.50	25.0	365	101	1460	200	7.87	0.84	0.56	40-61	100
EHG006-20BK	MXX	100	31	31.8	1.25	45.5	1.79	25.0	365	101	1460	250	9.84	1.05	0.71	40-61	100
EHG006-24BK	MXX	100	38	38.1	1.50	52.9	2.08	25.0	365	101	1460	320	12.60	1.21	0.81	40-61	100
EHG006-32BK	MXX	100	51	50.8	2.00	67.0	2.64	25.0	365	101	1460	400	15.75	1.83	1.23	40-61	100
EHG006-40BK	MXX	100	60	63.5	2.50	81.0	3.19	25.0	365	101	1460	550	21.65	2.50	1.68	40-61	100
EHG006-48BK	MXX	100	80	76.2	3.00	94.0	3.70	25.0	365	101	1460	650	25.59	3.02	2.03	40-61	100
EHG006-64BK	MXX	100	102	101.6	4.00	120.0	4.72	25.0	365	101	1460	800	31.50	3.87	2.60	40-61	100

## Gaseous

## Nitrogen

 Refer to warnings and safety information on pages N-1 – N-16.

Use of damaged hose or improper use may result in bodily injury or property damage. Please consult Eaton catalog or Technical Support for proper application.

## EHG001

## Nitrogen transfer

**Construction:**

**Tube:** Synthetic rubber

**Reinforcement:** High-tensile synthetic textile

**Cover:** Synthetic rubber

**Operating temperature:**

-40°C to +70°C  
(-40°F to +158°F)

**Application:**

- For transfer of nitrogen







**Markets:**

- Nitrogen tanks
- Tank truck

**Type of couplings:**

- Swaged or crimp male couplings

Contact coupling manufacturer for attachment procedure and other coupling recommendations

#															
Part No.			Hose I.D.			Hose O.D.		Max Operating Pressure		Burst Pressure		Weight		Length	
	mtr	ft	DN	mm	in	mm	in	bar	psi	bar	psi	kg/m	lbs/ft	mtr	ft
EHG001-08-	MXX	100	12	12,7	0.50	22	0.87	20,7	300	62,0	900	0,33	0.22	40-61	100
EHG001-10-	MXX	100	16	15,9	0.62	25	0.98	20,7	300	62,0	900	0,37	0.25	40-61	100
EHG001-12-	MXX	100	19	19,0	0.75	29	1.14	20,7	300	62,0	900	0,50	0.34	40-61	100
EHG001-16-	MXX	100	25	25,4	1.00	36	1.42	20,7	300	62,0	900	0,67	0.45	40-61	100
EHG001-20-	MXX	100	31	31,8	1.25	44	1.73	20,7	300	62,0	900	0,96	0.65	40-61	100
EHG001-24-	MXX	100	38	38,1	1.50	51	2.01	20,7	300	62,0	900	1,18	0.79	40-61	100
EHG001-28-	MXX	100	45	44,5	1.75	60	2.36	20,7	300	62,0	900	1,63	1.10	40-61	100
EHG001-32-	MXX	100	51	50,8	2.00	65	2.56	20,7	300	62,0	900	1,66	1.12	40-61	100
EHG001-40-	MXX	100	60	63,5	2.50	80	3.15	20,7	300	62,0	900	2,45	1.65	40-61	100
EHG001-48-	MXX	100	80	76,2	3.00	92	3.62	20,7	300	62,0	900	2,65	1.78	40-61	100
EHG001-64-	MXX	100	102	101,6	4.00	118	4.65	20,7	300	62,0	900	3,81	2.56	40-61	100

Additional colors available RD-Red and BU-Blue

# Material handling

## Slurry and abrasive resistant

EHM001 Coupling and Gaskets . . . . .	G-4
EHM001 Corrugated Dry Bulk Suction & Discharge . . . .	G-5
EHM002 Abrasive Material Suction & Discharge . . . . .	G-6
EHK013 Abrasion Suction & Discharge . . . . .	G-7

## Dry material

EHK002 Dry Bulk Suction & Discharge . . . . .	G-8
EHK016 Dry Bulk Discharge . . . . .	G-9
H0347 WILDCAT™ Dry Material . . . . .	G-10
H0319 WILDCAT™ Soft Wall Dry Material . . . . .	G-11
H0349 WILDCAT™ Hot Air Transfer . . . . .	G-12
EHM003 Hot Air Blower . . . . .	G-13

## Sandblast

EHC501 Sandblast – 35mm <sup>3</sup> . . . . .	G-14
EHC500 Sandblast – 60mm <sup>3</sup> . . . . .	G-15





# Material handling

## Slurry and abrasive resistant

### EHM001 Corrugated dry bulk suction & discharge



**Application:** S & D of dry bulk materials, sand, gravel & dry cement  
**Tube:** Anti-static natural rubber  
**Reinforcement:** High-tensile synthetic textile with steel helical wire and anti-static copper wire  
**Cover:** Corrugated  
**Temp:** -40°C to +70°C, (-40°F to +158°F)  
**Pressure:** 10,5 bar / 150 psi

### EHM002 Abrasive material suction & discharge



**Application:** S & D of dry bulk materials, sand, gravel and dry cement  
**Tube:** Static dissipating synthetic rubber  
**Reinforcement:** High-tensile synthetic textile with steel helical wire and anti-static copper wire  
**Cover:** Synthetic rubber  
**Temp:** -40°C to +70°C, (-40°F to +158°F)  
**Pressure:** 8-10,5 bar / 116-150 psi

### EHK013 Abrasion suction & discharge



**Application:** S & D abrasive powders, dust, granules, sand, gravel & cement  
**Tube:** Natural rubber  
**Reinforcement:** High-tensile synthetic textile with helical wire and anti-static copper wire  
**Cover:** Pin-pricked synthetic rubber  
**Temp:** -40°C to +70°C, (-40°F to +158°F)  
**Pressure:** 10,5 bar / 150 psi

## Dry material

### EHK002 Dry Bulk suction & discharge



**Application:** S & D of dry bulk materials, sand, gravel, dry cement  
**Tube:** Static dissipating synthetic rubber  
**Reinforcement:** High-tensile synthetic textile with helical wire and anti-static copper wire  
**Cover:** Synthetic rubber  
**Temp:** -40°C to +70°C, (-40°F to +158°F)  
**Pressure:** 10,5 bar / 150 psi

### EHK016 Dry Bulk discharge



**Application:** S & D of dry bulk materials, sand, gravel, dry cement  
**Tube:** Static dissipating synthetic rubber  
**Reinforcement:** High-tensile synthetic textile with anti-static copper wire  
**Cover:** Pin-pricked synthetic rubber  
**Temp:** -40°C to +70°C, (-40°F to +158°F)  
**Pressure:** 10,5 bar / 150 psi

### H0347 WILDCAT™ Dry material



**Application:** Transfer of dry bulk, of bottle caps and of cleaning agents. Discharge of abrasive materials  
**Tube:** Static dissipating natural rubber/SBR  
**Reinforcement:** 2-ply fiber with dual helical wires  
**Cover:** SBR  
**Temp:** -23°C to +71°C, (-10°F to +160°F)  
**Pressure:** 7 bar / 100 psi

### H0319 WILDCAT™ Soft wall dry material



**Application:** Transfer of dry bulk, of bottle caps and of cleaning agents. Discharge of abrasive materials  
**Tube:** 3/16" tube thickness natural rubber blend  
**Reinforcement:** 2-ply textile and conductive copper static wire  
**Cover:** NR blend  
**Temp:** -40°C to +70°C, (-40°F to +158°F)  
**Pressure:** 5 bar / 75 psi

### H0349 WILDCAT™ Hot air transfer



**Application:** Hot air blower hose; hot, dry, non-oily applications  
**Tube:** EPDM  
**Reinforcement:** Textile with dual helical wires  
**Cover:** Pin-pricked EPDM  
**Temp:** -34°C to +177°C, (-30°F to +350°F)  
**Pressure:** 7,0-10,5 bar / 100-150 psi

### EHM003 Hot air blower



**Application:** Hot air blower hose; hot, dry, non-oily applications  
**Tube:** EPM  
**Reinforcement:** High-tensile synthetic textile  
**Cover:** EPDM  
**Temp:** -40°C to +180°C Intermittent to 200°C (-40°F to +356°F) Intermittent to 392°F  
**Pressure:** 10,5 bar / 150 psi

## Sandblast

### EHC501 Sandblast – 35mm<sup>3</sup>



**Application:** Conveys sand or shot for cleaning purposes, sandblast equipment to clean steel or concrete before painting or sealing  
**Tube:** Static dissipating synthetic rubber  
**Reinforcement:** High-tensile synthetic textile with anti-static copper wire  
**Cover:** Pin-pricked synthetic rubber  
**Temp:** -40°C to +70°C, (-40°F to +158°F)  
**Pressure:** 12,1 bar / 175 psi

### EHC500 Sandblast – 60mm<sup>3</sup>



**Application:** Conveys sand or shot for cleaning purposes, sandblast equipment to clean steel or concrete before painting or sealing  
**Tube:** Natural rubber  
**Reinforcement:** High-tensile synthetic textile with anti-static copper wire  
**Cover:** Pin-pricked natural and synthetic rubber  
**Temp:** -40°C to +70°C, (-40°F to +158°F)  
**Pressure:** 12,1 bar / 175 psi

# Material handling

## Introduction and Safety Information



### Slurry and abrasive resistant

- Where you are transferring abrasive slurries and dry materials, think longer life. Eaton offers a wide selection of industrial hoses that meet and exceed your job needs.

### Flexibility

- Eaton offers channeled, corrugated and wrapped covers so you can decide how much flexibility your job requires.

### Eaton value

- Eaton stands behind our products with a commitment for excellence.

## Material Handling Hose - Safety information

### Important!

**⚠ WARNING:** Testing can be dangerous and should be done only by trained personnel using proper tools and procedures. Failure to follow such procedures might result in serious injury, death, or damage to property.

**⚠ WARNING:** Failure to properly follow the manufacturer's recommended procedures for the care, maintenance, and storage of a particular hose may result in its failure to perform in the manner intended and may result in serious injury, death, or damage to property.

**⚠ WARNING:** Consult with the Coupling Manufacturer to make sure you choose the correct coupling and proper assembly for the application. Such matching of hose and couplings, and assembling of couplings, should be performed only by trained personnel using proper tools and procedures. Failure to follow manufacturer's instructions or failure to use trained personnel may result in serious bodily injury and/or property damage.

**⚠ WARNING:** Never use a hose to transfer material it is not specifically meant to transfer. Doing so could deteriorate the hose and result in leaking, hose bursting, or end blow-offs. This could lead to serious personal injury or death. Always transfer material in a hose that is designed specifically to transfer that material. This information is listed in this catalog.

**⚠ WARNING:** Consider both working pressure and pressure surges when determining "maximum" pressure. Failure to select a hose that meets both these requirements could lead to end blow-offs, hose leakage, and hose bursting. The result could be serious injury or death. The Eaton hose you choose must meet or exceed the required working pressure, and must have a safety factor to allow for surge pressure.


**⚠ WARNING:** Do not use hose at temperatures that exceed the hose temperature rating. Doing so could deteriorate the hose, leading to leaks, hose bursting, and end blow-offs. This could result in serious personal injury or death.



# Material handling

Slurry & abrasive resistant

Coupling and gaskets for EHM001

 Refer to warnings and safety information on pages N-1 – N-16.

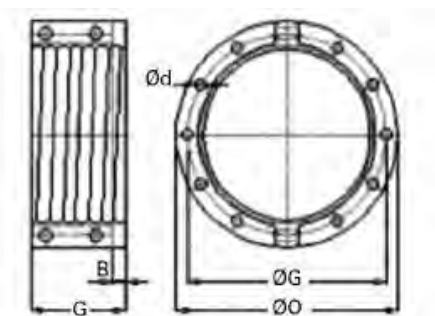
Use of damaged hose or improper use may result in bodily injury or property damage. Please consult Eaton catalog or Technical Support for proper application.

## RDSA

## EHM001 Couplings and gaskets

Coupling dimensions according to PN 10-DIN 2576

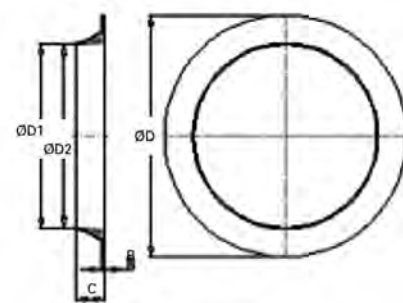
**Material:** Aluminum



# Part No.	Diameter		ØO	ØG	C	B	Ød	Drilling Number
	mm	in						
RDSA080001	80	3.15	208	160	101	20	18	4
RDSA100001	100	3.94	230	180	102	20	18	4
RDSA125001	125	4.92	250	210	112	24	10	8
RDSA150001	150	5.91	295	240	152	24	22	8
RDSA200001	200	7.87	352	295	171	26	22	8
RDSA250001	250	9.84	405	350	186	28	22	12
RDSA300001	300	11.81	445	400	190	28	22	12

## CONTA


## Gaskets for frame hose couplings



# Part No.	Diameter		ØD	ØD1	ØD2	C	B
	mm	in					
CONTA08001	80	3.15	118	78	75,5	23,0	3,5
CONTA10001	100	4.00	138	98	95,5	23,0	3,5
CONTA12501	125	5.00	183	123	120,0	31,5	4
CONTA15001	150	6.00	208	148	145,0	31,5	4
CONTA20001	200	8.00	250	198	195,0	31,5	4
CONTA25001	250	10.00	311	248	245,0	37,0	4
CONTA30001	300	12.00	366	292,0	37,0	4	

# Material handling

## Slurry & abrasive resistant

 Refer to warnings and safety information on pages N-1 – N-16.

Use of damaged hose or improper use may result in bodily injury or property damage. Please consult Eaton catalog or Technical Support for proper application.

### EHM001

### Corrugated Dry Bulk suction & discharge



#### Construction:

**Tube:** Anti-static natural rubber

**Reinforcement:** High-tensile synthetic textile with steel helical wire and anti-static copper wire

**Cover:** Corrugated, abrasion, ozone and weather resistant synthetic rubber

#### Application:

- For suction and discharge of dry bulk materials, sand, gravel and dry cement

#### Markets:

- Construction
- Cement placement









#### Type of couplings:

- Frame coupling and gaskets

Contact coupling manufacturer for attachment procedure and other coupling recommendations

#### Operating temperature:


-40°C to +70°C  
(-40°F to +158°F)

# Part No.			 Hose I.D.			 Hose O.D.		 Max Oper Pressure		 Burst Pressure		 Minimum Bend Radius		 Vacuum		 Weight		 Length	
	mtr	ft	DN	mm	in	mm	in	bar	psi	bar	psi	mm	in	kPa	in/Hg	kg/m	lbs/ft	mtr	ft
EHM001-50-	MXX	100	80	80,0	3.15	113,0	4.45	10,5	150	31	450	350	13.78	94,8	28	6,58	4.42	40-61	100
EHM001-64-	MXX	100	102	101,6	4.00	133,0	5.24	10,5	150	31	450	500	19.68	94,8	28	7,66	5.15	40-61	100
EHM001-80-	MXX	100	130	127,0	5.00	158,0	6.22	10,5	150	31	450	650	25.59	94,8	28	9,82	6.60	40-61	100
EHM001-96-	MXX	100	150	152,4	6.00	183,0	7.20	10,5	150	31	450	750	29.53	94,8	28	12,12	8.15	40-61	100
EHM001-128-	M20	20	200	203,2	8.00	234,0	9.21	10,5	150	31	450	1750	68.90	80,0	24	16,59	11.15	20	20
EHM001-160-	M12	20	250	254,0	10.00	286,0	11.26	10,5	150	31	450	2000	78.74	80,0	24	22,18	14.91	12	20
EHM001-192-	M12	20	305	304,8	12.00	341,0	13.43	10,5	150	31	450	2500	98.42	80,0	24	26,52	17.83	12	20

\*Coupling sold separately

# Material handling

## Slurry & abrasive resistant

 Refer to warnings and safety information on pages N-1 – N-16.

Use of damaged hose or improper use may result in bodily injury or property damage. Please consult Eaton catalog or Technical Support for proper application.

### EHM002

### Abrasive material suction & discharge



#### Construction:

**Tube:** Static dissipating synthetic rubber

**Reinforcement:** High-tensile synthetic textile with steel helical wire and anti-static copper wire

**Cover:** Abrasion, ozone, and weather resistant synthetic rubber

#### Application:

- For suction and discharge of dry bulk materials, sand, gravel and dry cement

#### Markets:

- Construction
- Cement placement

#### Type of couplings:

- Rubber beaded end with flange

Contact coupling manufacturer for attachment procedure and other coupling recommendations

#### Operating temperature:


-40°C to +70°C  
(-40°F to +158°F)

#	Part No.		Hose I.D.			Hose O.D.		Max Oper Pressure		Burst Pressure		Minimum Bend Radius		Vacuum		Weight		Length	
			DN	mm	in	mm	in	bar	psi	bar	psi	mm	in	kPa	in/Hg	kg/m	lbs/ft	mtr	ft
	EHM002-48-	M61	80	76,2	3.00	103	4.06	10,5	150	31	450	305	12.00	94,8	28	5,18	3.48	61	
	EHM002-64-	M61	102	101,6	4.00	131	5.16	10,5	150	31	450	550	21.65	94,8	28	7,23	4.86	61	
	EHM002-80-	M61	130	127,0	5.00	156	6.14	10,5	150	31	450	650	25.59	80,0	24	9,18	6.17	61	
	EHM002-96-	M61	150	152,4	6.00	180	7.09	10,5	150	31	450	900	35.43	80,0	24	10,55	7.09	61	
	EHM002-128-	M20	200	203,2	8.00	233	9.17	10,5	150	31	450	1200	47.24	80,0	24	15,52	10.43	20	
	EHM002-160-	M10	250	254,0	10.00	291	11.46	8,0	116	24	350	1600	62.99	80,0	24	23,50	15.80	10	
	EHM002-192-	M10	305	304,8	12.00	333	13.11	8,0	116	24	350	2050	80.71	80,0	24	27,10	18.22	10	

\*Coupling sold separately

# Material handling

## Slurry & abrasive resistant

 Refer to warnings and safety information on pages N-1 – N-16.

Use of damaged hose or improper use may result in bodily injury or property damage. Please consult Eaton catalog or Technical Support for proper application.

### EHK013

### Abrasion suction & discharge



#### Construction:

**Tube:** Beige color, abrasion resistant natural rubber

**Reinforcement:** High-tensile synthetic textile with steel helical wire and anti-static copper wire

**Cover:** Pin-pricked, abrasion, ozone, and weather resistant synthetic rubber

#### Operating temperature:

-40°C to +70°C  
(-40°F to +158°F)

#### Application:

- For suction and discharge of abrasive powders, dust, granules, sand, gravel and cement

#### Markets:

- Construction
- In-plant transfer
- Tank truck
- Dry cement delivery

#### Type of couplings:


- Cam and groove
- Combination nipple

Contact coupling manufacturer for attachment procedure and other coupling recommendations

#	Part No.		Hose I.D.			Hose O.D.		Max Oper Pressure		Burst Pressure		Minimum Bend Radius		Vacuum		Weight		Length	
			DN	mm	in	mm	in	bar	psi	bar	psi	mm	in	kPa	in/Hg	kg/m	lbs/ft	mtr	ft
	MXX	100	25	25,4	1.00	37,0	1.46	10,5	150	31	450	100	3.94	94,8	28	0,60	0.40	40-61	100
	MXX	100	31	31,8	1.25	44,0	1.73	10,5	150	31	450	125	4.92	94,8	28	0,78	0.52	40-61	100
	MXX	100	38	38,1	1.50	50,0	1.97	10,5	150	31	450	150	5.91	94,8	28	0,90	0.61	40-61	100
	MXX	100	51	50,8	2.00	64,5	2.54	10,5	150	31	450	200	7.87	94,8	28	1,35	0.91	40-61	100
	MXX	100	60	63,5	2.50	77,0	3.03	10,5	150	31	450	250	9.84	94,8	28	1,65	1.11	40-61	100
	MXX	100	80	76,2	3.00	90,0	3.54	10,5	150	31	450	300	11.81	94,8	28	1,98	1.33	40-61	100
	MXX	100	90	88,9	3.50	104,0	4.09	10,5	150	31	450	360	14.17	94,8	28	2,43	1.63	40-61	100
	MXX	100	102	101,6	4.00	118,0	4.65	10,5	150	31	450	450	17.72	94,8	28	3,15	2.11	40-61	100
	MXX	100	130	127,0	5.00	146,0	5.75	10,5	150	31	450	570	22.44	94,8	28	4,61	3,10	40-61	100
	MXX	100	150	152,4	6.00	172,0	6.77	10,5	150	31	450	700	27.56	94,8	28	5,73	3.85	40-61	100
	MXX	20	200	203,2	8.00	225,0	8.86	10,5	150	31	450	990	38.98	80,0	24	8,35	5.61	20-40	20
	MXX	20	250	254,0	10.00	276,0	10.87	10,5	150	31	450	1440	56.69	80,0	24	10,94	7.35	10	20

# Material handling

## Dry material

 Refer to warnings and safety information on pages N-1 – N-16.

Use of damaged hose or improper use may result in bodily injury or property damage. Please consult Eaton catalog or Technical Support for proper application.

### EHK002

### Dry Bulk suction & discharge



#### Construction:

**Tube:** Static dissipating synthetic rubber

**Reinforcement:** High-tensile synthetic textile with steel helical wire and anti-static copper wire

**Cover:** Abrasion, ozone, and weather resistant synthetic rubber

#### Application:

- For suction and discharge of dry bulk materials, sand, gravel, dry cement

#### Markets:

- Construction
- Cement
- Swimming pool









#### Type of couplings:

- Cam and groove
- Combination nipple

Contact coupling manufacturer for attachment procedure and other coupling recommendations

#### Operating temperature:

-40°C to +70°C  
(-40°F to +158°F)


#																			
			Hose I.D.			Hose O.D.		Max Oper Pressure		Burst Pressure		Minimum Bend Radius		Vacuum		Weight		Length	
Part No.	mtr	ft	DN	mm	in	mm	in	bar	psi	bar	psi	mm	in	kPa	in/Hg	kg/m	lbs/ft	mtr	ft
EHK002-16-	MXX	100	25	25,4	1.00	39,0	1.54	10,5	150	31	450	125	4.92	94,8	28	0,88	0.59	40-61	100
EHK002-20-	MXX	100	31	31,8	1.25	45,0	1.77	10,5	150	31	450	160	6.30	94,8	28	1,05	0.71	40-61	100
EHK002-24-	MXX	100	38	38,1	1.50	52,0	2.05	10,5	150	31	450	190	7.48	94,8	28	1,40	0.94	40-61	100
EHK002-32-	MXX	100	51	50,8	2.00	66,0	2.60	10,5	150	31	450	250	9.84	94,8	28	1,98	1.33	40-61	100
EHK002-40-	MXX	100	60	63,5	2.50	78,5	3.09	10,5	150	31	450	315	12.40	94,8	28	2,31	1.55	40-61	100
EHK002-48-	MXX	100	80	76,2	3.00	92,0	3.62	10,5	150	31	450	380	14.96	94,8	28	3,11	2.09	40-61	100
EHK002-56-	MXX	100	90	88,9	3.50	107,0	4.21	10,5	150	31	450	450	17.72	94,8	28	3,76	2.53	40-61	100
EHK002-64-	MXX	100	102	101,6	4.00	120,0	4.72	10,5	150	31	450	550	21.65	94,8	28	4,55	3.06	40-61	100
EHK002-80-	MXX	100	130	127,0	5.00	149,0	5.87	10,5	150	31	450	700	27.56	94,8	28	6,70	4.50	40-61	100
EHK002-96-	MXX	100	150	152,4	6.00	174,5	6.87	10,5	150	31	450	850	33.46	94,8	28	8,81	5.92	40-61	100
EHK002-128-	M20	20	200	203,2	8.00	229,0	9.02	10,5	150	31	450	1200	47.24	80,0	24	13,69	9.20	20	20
EHK002-160-	M20	20	250	254,0	10.00	281,0	11.06	10,5	150	31	450	1600	62.99	80,0	24	17,16	11.54	20	20

\*Abrasion loss value acc. DIN53516 ≤60mm³

Channeled and corrugated cover versions available on request

# Material handling

## Dry material

 Refer to warnings and safety information on pages N-1 – N-16.

Use of damaged hose or improper use may result in bodily injury or property damage. Please consult Eaton catalog or Technical Support for proper application.

### EHK016

### Dry Bulk discharge



#### Construction:

**Tube:** Static dissipating synthetic rubber

**Reinforcement:** High-tensile synthetic textile with anti-static copper wire

**Cover:** Abrasion, ozone, and weather resistant synthetic rubber

#### Operating temperature:

-40°C to +70°C  
(-40°F to +158°F)

#### Application:

- For suction and discharge of dry bulk materials, sand, gravel, dry cement

#### Markets:

- Construction
- Cement
- Swimming pool

#### Type of couplings:

- Cam and groove
- Combination nipple

Contact coupling manufacturer for attachment procedure and other coupling recommendations


#	Part No.		Hose I.D.			Hose O.D.		Max Operating Pressure		Burst Pressure		Weight		Length	
			DN	mm	in	mm	in	bar	psi	bar	psi	kg/m	lbs/ft	mtr	ft
EHK016-16-	MXX	100	25	25,4	1.00	37,0	1.46	10,5	150	31,0	450	0,62	0.42	40-61	100
EHK016-20-	MXX	100	31	31,8	1.25	44,0	1.73	10,5	150	31,0	450	0,82	0.55	40-61	100
EHK016-24-	MXX	100	38	38,1	1.50	50,0	1.97	10,5	150	31,0	450	0,95	0.64	40-61	100
EHK016-28-	MXX	100	45	44,5	1.75	58,0	2.28	10,5	150	31,0	450	1,27	0.85	40-61	100
EHK016-32-	MXX	100	51	50,8	2.00	64,5	2.54	10,5	150	31,0	450	1,42	0.95	40-61	100
EHK016-40-	MXX	100	60	63,5	2.50	77,0	3.03	10,5	150	31,0	450	1,73	1.16	40-61	100
EHK016-48-	MXX	100	80	76,2	3.00	90,0	3.54	10,5	150	31,0	450	2,09	1.41	40-61	100
EHK016-56-	MXX	100	90	88,9	3.50	104,0	4.09	10,5	150	31,0	450	2,56	1.72	40-61	100
EHK016-64-	MXX	100	102	101,6	4.00	118,0	4.65	10,5	150	31,0	450	3,25	2.18	40-61	100
EHK016-80-	MXX	100	130	127,0	5.00	146,0	5.75	10,5	150	31,0	450	4,84	3.25	40-61	100
EHK016-96-	MXX	100	150	152,4	6.00	172,0	6.77	10,5	150	31,0	450	6,00	4.03	40-61	100
EHK016-128-	MXX	20	200	203,2	8.00	225,0	8.86	10,5	150	31,0	450	8,71	5.86	20-40	20
EHK016-160-	M20	20	250	254,0	10.00	276,0	10.87	10,5	150	31,0	450	11,40	7.66	20	20

\*Abrasion loss value acc. DIN53516 ≤60mm³



# Material handling

## Dry material

 Refer to warnings and safety information on pages N-1 – N-16.

Use of damaged hose or improper use may result in bodily injury or property damage. Please consult Eaton catalog or Technical Support for proper application.

### H0347

### WILDCAT™ Dry material

formerly Sabertooth



#### Construction:

**Tube:** Static dissipating natural rubber/SBR

**Reinforcement:** 2-ply fiber with dual helical wires

**Cover:** SBR

#### Operating temperature:

-23°C to +71°C  
(-10°F to +160°F)

#### Application:

- Transfer of dry bulk
- Discharge of abrasive material
- Transfer of bottle caps
- Transfer of cleaning agents









#### Markets:

- In-plant transfers
- Tank truck
- Bottling plant
- Coal plant
- Dry cement operations
- Well service

#### Type of couplings:


- Cam and groove
- Combination nipple

Contact coupling manufacturer for attachment procedure and other coupling recommendations

# Part No.	 Hose I.D.			 Hose O.D.		 Max Operating Pressure		 Burst Pressure		 Minimum Bend Radius		 Vacuum		 Weight		 Length	
	DN	mm	in	mm	in	bar	psi	bar	psi	mm	in	kPa	in/Hg	kg/m	lbs/ft	mtr	ft
H034748-100	80	76,2	3.00	101,6	4.00	7,0	100	28,0	400	228,6	9.00	94,8	28	4.76	3.20	30,5	100
H034764-100	102	101,6	4.00	127,0	5.00	7,0	100	28,0	400	279,4	11.00	94,8	28	6,55	4.40	30,5	100

# Material handling

## Dry material

 Refer to warnings and safety information on pages N-1 – N-16.

Use of damaged hose or improper use may result in bodily injury or property damage. Please consult Eaton catalog or Technical Support for proper application.

### H0319

### WILDCAT™ Soft wall dry material

formerly LYNX



#### Construction:

**Tube:** 3/16" tube thickness natural rubber blend

**Reinforcement:** 2-ply textile and conductive copper anti-static wire

**Cover:** NR blend

#### Operating temperature:

-40°C to +70°C  
(-40°F to +158°F)

#### Application:

- Transfer of dry bulk
- Discharge of abrasive material
- Transfer of bottle caps
- Transfer of cleaning agents

#### Markets:

- In-plant transfers
- Tank truck
- Bottling plant
- Coal plant
- Dry cement operations
- Well service

#### Type of couplings:


- Cam and groove
- Combination nipple

Contact coupling manufacturer for attachment procedure and other coupling recommendations

# Part No.	Hose I.D.			Hose O.D.		Max Operating Pressure		Burst Pressure		Weight		Length	
	DN	mm	in	mm	in	bar	psi	bar	psi	kg/m	lbs/ft	mtr	ft
H031964-100	102	101,6	4.00	117	4.61	5,0	75	20,7	300	3,35	2.25	30,5	100
H031980-100	130	127,0	5.00	144	5.67	5,0	75	20,7	300	4,22	2.84	30,5	100

# Material handling

## Dry material

 Refer to warnings and safety information on pages N-1 – N-16.

Use of damaged hose or improper use may result in bodily injury or property damage. Please consult Eaton catalog or Technical Support for proper application.

### H0349

### WILDCAT™ Hot air transfer



#### Construction:

**Tube:** EPDM

**Reinforcement:** Textile with dual helical wires

**Cover:** Pin-pricked EPDM

#### Operating temperature:

-34°C to +177°C  
(-30°F to +300°F)  
Intermittent +350°F

#### Application:

- Hot air blower hose
- Hot, dry, non-oily applications

#### Markets:

- Construction
- In-plant transfers
- Tank truck
- Dry cement delivery

#### Type of couplings:


- Cam and groove
- Combination nipple

Contact coupling manufacturer for attachment procedure and other coupling recommendations

# Part No.	Hose I.D.			Hose O.D.		Max Operating Pressure		Burst Pressure		Minimum Bend Radius		Vacuum		Weight		Length	
	DN	mm	in	mm	in	bar	psi	bar	psi	mm	in	kPa	in/Hg	kg/m	lbs/ft	mtr	ft
H034948-100	80	76,2	3.00	90,5	3.56	10,5	150	42	600	350	13.78	81,3	24	2,85	1.92	30,5	100
H034964-100	102	101,6	4.00	116,6	4.59	7,0	100	28	400	460	18.11	81,3	24	3,58	2.41	30,5	100

# Material handling

## Dry material

 Refer to warnings and safety information on pages N-1 – N-16.

Use of damaged hose or improper use may result in bodily injury or property damage. Please consult Eaton catalog or Technical Support for proper application.

### EHM003

### Hot air blower



#### Construction:

**Tube:** EPM

**Reinforcement:** High-tensile synthetic textile

**Cover:** EPDM

#### Operating temperature:

-40°C to +180°C  
Intermittent to 200°C

(-40°F to +356°F)  
Intermittent to 392°F

#### Application:

- Hot air blower hose
- Hot, dry, non-oily applications







#### Markets:

- Construction
- In-plant transfers
- Tank truck
- Dry cement delivery

#### Type of couplings:


- Cam and groove
- Combination nipple

Contact coupling manufacturer for attachment procedure and other coupling recommendations

#															
Part No.			Hose I.D.			Hose O.D.		Max Operating Pressure		Burst Pressure		Weight		Length	
	mtr	ft	DN	mm	in	mm	in	bar	psi	bar	psi	kg/m	lbs/ft	mtr	ft
EHM003-16-	MXX	100	25	25,4	1.00	39	1.54	10,5	150	31,0	450	0,83	0.55	40-61	100
EHM003-20-	MXX	100	31	31,8	1.25	46	1.81	10,5	150	31,0	450	1,00	0.67	40-61	100
EHM003-24-	MXX	100	38	38,1	1.50	54	2.13	10,5	150	31,0	450	1,41	0.95	40-61	100
EHM003-32-	MXX	100	51	50,8	2.00	68	2.68	10,5	150	31,0	450	1,96	1.31	40-61	100
EHM003-40-	MXX	100	60	63,5	2.50	81	3.19	10,5	150	31,0	450	2,39	1.61	40-61	100
EHM003-48-	MXX	100	80	76,2	3.00	94	3.70	10,5	150	31,0	450	2,81	1.89	40-61	100
EHM003-64-	MXX	100	102	101,6	4.00	120	4.72	10,5	150	31,0	450	3,85	2.59	40-61	100

# Material handling

## Sandblast

 Refer to warnings and safety information on pages N-1 – N-16.

Use of damaged hose or improper use may result in bodily injury or property damage. Please consult Eaton catalog or Technical Support for proper application.

### EHC501

### Sandblast – 35mm<sup>3</sup>

EN ISO 3861



#### Construction:

**Tube:** Static dissipating synthetic rubber

**Reinforcement:** High-tensile synthetic textile with anti-static copper wire

**Cover:** Pin-pricked synthetic rubber

#### Operating temperature:

-40°C to +70°C  
(-40°F to +158°F)

#### Application:

- Conveys sand or shot for cleaning purposes
- Conveys sand from sandblast equipment to clean steel or concrete before painting or sealing








#### Markets:

- Construction
- Metal working
- Ship building

#### Type of couplings:

- Sandblast couplings that attach to the O.D. of hose


Contact coupling manufacturer for attachment procedure and other coupling recommendations

#																	
Part No.			Hose I.D.			Hose O.D.		Max Operating Pressure		Burst Pressure		Minimum Bend Radius		Weight		Length	
	mtr	ft	DN	mm	in	mm	in	bar	psi	bar	psi	mm	in	kg/m	lbs/ft	mtr	ft
EHC501-08-	MXX	100	12	12,7	0.50	25	0.98	12,1	175	36,0	525	125	4.92	0,41	0.27	40-61	100
EHC501-08A-	MXX	100	12	12,7	0.50	27	1.06	12,1	175	36,0	52'5	125	4.92	0,49	0.33	40-61	100
EHC501-10-	MXX	100	16	15,9	0.62	28	1.10	12,1	175	36,0	525	150	5.91	0,47	0.32	40-61	100
EHC501-10A-	MXX	100	16	15,9	0.62	30	1.18	12,1	175	36,0	525	150	5.91	0,57	0.38	40-61	100
EHC501-12-	MXX	100	19	19,0	0.75	30	1.18	12,1	175	36,0	525	190	7.48	0,48	0.32	40-61	100
EHC501-12A-	MXX	100	19	19,0	0.75	31	1.22	12,1	175	36,0	525	190	7.48	0,53	0.36	40-61	100
EHC501-12B-	MXX	100	19	19,0	0.75	33	1.30	12,1	175	36,0	525	190	7.48	0,65	0.44	40-61	100
EHC501-16-	MXX	100	24	25,4	1.00	39	1.54	12,1	175	36,0	525	250	9.84	0,81	0.55	40-61	100
EHC501-20-	MXX	100	31	31,8	1.25	48	1.89	12,1	175	36,0	525	320	12.60	1,16	0.78	40-61	100
EHC501-24-	MXX	100	38	38,1	1.50	54	2.13	12,1	175	36,0	525	380	14.96	1,33	0.89	40-61	100
EHC501-24A-	MXX	100	38	38,1	1.50	56	2.20	12,1	175	36,0	525	380	14.96	1,53	1.03	40-61	100
EHC501-28-	MXX	100	45	44,5	1.75	60	2.36	12,1	175	36,0	525	445	17.52	1,46	0.98	40-61	100
EHC501-28A-	MXX	10	45	44,5	1.75	63	2.48	12,1	175	36,0	525	445	17.52	1,81	1.22	40-61	100
EHC501-32-	MXX	100	51	50,8	2.00	69	2.72	12,1	175	36,0	525	500	19.68	2,02	1.36	40-61	100
EHC501-32A-	MXX	100	51	50,8	2.00	73	2.87	12,1	175	36,0	525	500	19.68	2,48	1.67	40-61	100
EHC501-40-	MXX	100	60	63,5	2.50	82	3.23	12,1	175	36,0	525	630	24.80	2,63	1.77	40-61	100
EHC501-48-	MXX	100	80	76,2	3.00	96	3.78	12,1	175	36,0	525	760	29.92	3,08	2.07	40-61	100
EHC501-64-	MXX	100	102	101,6	4.00	122	4.80	12,1	175	36,0	525	1000	39.37	4,21	2.83	40-61	100

\*Abrasion loss value acc. DIN53516 ≤35mm<sup>3</sup>

# Material handling

## Sandblast

 Refer to warnings and safety information on pages N-1 – N-16.

Use of damaged hose or improper use may result in bodily injury or property damage. Please consult Eaton catalog or Technical Support for proper application.

### EHC500

### Sandblast – 60mm<sup>3</sup>

EN ISO 3861



#### Construction:

**Tube:** Natural rubber

**Reinforcement:** High-tensile synthetic textile with anti-static copper wire

**Cover:** Pin-pricked natural and synthetic rubber

#### Operating temperature:

-40°C to +70°C  
(-40°F to +158°F)

#### Application:

- Conveys sand or shot for cleaning purposes
- Conveys sand from sandblast equipment to clean steel or concrete before painting or sealing








#### Markets:

- Construction
- Metal working
- Ship building

#### Type of couplings:

- Sandblast couplings that attach to the O.D. of hose

Contact coupling manufacturer for attachment procedure and other coupling recommendations

#																	
Part No.			Hose I.D.			Hose O.D.		Max Operating Pressure		Burst Pressure		Minimum Bend Radius		Weight		Length	
	mtr	ft	DN	mm	in	mm	in	bar	psi	bar	psi	mm	in	kg/m	lbs/ft	mtr	ft
EHC500-08-	MXX	100	12	12,7	0.50	25	0.98	12,1	175	36	525	125	4.92	0,41	0.28	40-61	100
EHC500-08A-	MXX	100	12	12,7	0.50	27	1.06	12,1	175	36	52'5	125	4.92	0,50	0.33	40-61	100
EHC500-10-	MXX	100	16	15,9	0.62	28	1.10	12,1	175	36	525	150	5.91	0,48	0.32	40-61	100
EHC500-10A-	MXX	100	16	15,9	0.62	30	1.18	12,1	175	36	525	150	5.91	0,58	0.39	40-61	100
EHC500-12-	MXX	100	19	19,0	0.75	30	1.18	12,1	175	36	525	190	7.48	0,49	0.33	40-61	100
EHC500-12A-	MXX	100	19	19,0	0.75	31	1.22	12,1	175	36	525	190	7.48	0,53	0.36	40-61	100
EHC500-12B-	MXX	100	19	19,0	0.75	33	1.30	12,1	175	36	525	190	7.48	0,65	0.44	40-61	100
EHC500-16-	MXX	100	24	25,4	1.00	39	1.54	12,1	175	36	525	250	9.84	0,81	0.55	40-61	100
EHC500-20-	MXX	100	31	31,8	1.25	48	1.89	12,1	175	36	525	320	12.60	1,16	0.78	40-61	100
EHC500-24-	MXX	100	38	38,1	1.50	54	2.13	12,1	175	36	525	380	14.96	1,34	0.90	40-61	100
EHC500-24A-	MXX	100	38	38,1	1.50	56	2.20	12,1	175	36	525	380	14.96	1,53	1.03	40-61	100
EHC500-28-	MXX	100	45	44,5	1.75	60	2.36	12,1	175	36	525	445	17.52	1,47	0.99	40-61	100
EHC500-28A-	MXX	10	45	44,5	1.75	63	2.48	12,1	175	36	525	445	17.52	1,82	1.22	40-61	100
EHC500-32-	MXX	100	51	50,8	2.00	69	2.72	12,1	175	36	525	500	19.68	2,03	1.36	40-61	100
EHC500-32A-	MXX	100	51	50,8	2.00	73	2.87	12,1	175	36	525	500	19.68	2,48	1.67	40-61	100
EHC500-40-	MXX	100	60	63,5	2.50	82	3.23	12,1	175	36	525	630	24.80	2,63	1.77	40-61	100
EHC500-48-	MXX	100	80	76,2	3.00	96	3.78	12,1	175	36	525	760	29.92	3,09	2.08	40-61	100
EHC500-64-	MXX	100	102	101,6	4.00	122	4.80	12,1	175	36	525	1000	39.37	4,22	2.84	40-61	100



## This image shows a single sheet of white paper with horizontal ruling lines. The lines are evenly spaced and run across the width of the page. There are no margins or other markings on the paper.

# Oil and Gas exploration

## Frac and Well service

EHP001 BLACKCAT™ FRAC .....	H-4
H0377 Kelly Power Drilling .....	H-5
EC556 Blowout Preventer Hose .....	H-6

## Suction and discharge

EHP004 Heavy Duty Oilfield Liquid Mud S & D .....	H-7
EHP007 Oilfield Suction .....	H-8
EHP009 Oilfield Vacuum .....	H-9

## Discharge

EHP003 Heavy Duty Oilfield Liquid Mud Discharge . . .	H-10
---	------



# Oil and Gas exploration

## Frac and Well service

### EHP001 BLACKCAT™ Frac



**Application:** Petroleum based fluids, non-potable and salt water, fracturing solutions and slurries

**Tube:** Nitrile blend (RMA Class A)

**Reinforcement:** 4-ply polyester fabric

**Cover:** UHMW-PE abrasion resistant cover

**Temp:** -40°C to +93°C, (-40°F to +200°F)

**Pressure:** 28 bar / 400 psi

### H0377 Kelly Power drilling



**Application:** Rotary drilling: portable drilling, work-over rigs and slim hole rigs

**Tube:** Nitrile/Hypalon blend

**Reinforcement:** 4-spiral wire

**Cover:** Neoprene

**Temp:** -40°C to +121°C, (-40°F to +250°F)

**Pressure:** 207 bar / 3000 psi

### EC556 Blowout preventer hose



**Application:** Prevention of pressure escape at the wellhead during drilling, on-shore oil and gas exploration

**Tube:** Oil-resistant nitrile

**Reinforcement:** High-tensile steel wire

**Cover:** Flame-resistant rubber

**Temp:** -40°C to +100°C, (-40°F to +212°F)

**Pressure:** 350 bar / 5000 psi

## Suction and discharge

### EHP004 Heavy duty oilfield liquid mud S & D



**Application:** Suction and discharge of high pressure liquid mud, mineral oils, etc.

**Tube:** NBR blend

**Reinforcement:** High-tensile synthetic textile with dual steel helical wire and anti-static copper wire

**Cover:** CR blend

**Temp:** -35°C to +80°C, (-31°F to +176°F)

**Pressure:** 41 bar / 600 psi

### EHP007 Oilfield suction



**Application:** Transfer drilling mud or crude oil, and petroleum products with aromatic content up to 50%

**Tube:** Nitrile blend

**Reinforcement:** High-tensile synthetic textile - single steel helical wire; and dual on 8" & 10" with an anti-static copper wire

**Cover:** Nitrile blend

**Temp:** -35°C to +70°C, (-31°F to +158°F)

**Pressure:** 10,5 bar / 150 psi

### EHP009 Oilfield vacuum



**Application:** Transfer applications drilling mud or crude oil. Not recommended for refined petroleum products

**Tube:** Nitrile blend

**Reinforcement:** High-tensile synthetic textile with dual steel helical wires

**Cover:** Corrugated Synthetic rubber

**Temp:** -30°C to +80°C, (-22°F to +176°F)

**Pressure:** 10,5 bar / 150 psi

## Discharge

### EHP003 Heavy duty oilfield liquid mud discharge



**Application:** Discharge of high pressure liquid mud, mineral oils, etc.

**Tube:** CR blend

**Reinforcement:** High-tensile synthetic textile with and anti-static copper wire

**Cover:** CR blend

**Temp:** -35°C to +80°C, (-31°F to +176°F)

**Pressure:** 41 bar / 600 psi

# Oil and Gas exploration

## Introduction and safety information



### Pressure and vacuum rated

- Eaton manufactures braided and spiral hoses using the latest technology in wire and synthetic yarns. As a result, Eaton hoses are pressure and vacuum resistant, as well as flexible and easy to handle.

### Quality assured

- Value through design and quality control assures you of maximum performance from Eaton products.

## Oil and Gas exploration hose -Safety information

### Important!

**⚠ WARNING:** Testing can be dangerous and should be done only by trained personnel using proper tools and procedures. Failure to follow such procedures might result in serious injury, death, or damage to property.

**⚠ WARNING:** Failure to properly follow the manufacturer's recommended procedures for the care, maintenance, and storage of a particular hose may result in its failure to perform in the manner intended and may result in serious injury, death, or damage to property.

**⚠ WARNING:** Never use a hose to transfer material it is not specifically meant to transfer. Doing so could deteriorate the hose and result in leaking, hose bursting, or end blow-offs. This could lead to serious personal injury or death. Always transfer material in a hose that is designed specifically to transfer that material. This information is listed in this catalog.

**⚠ WARNING:** Consider both working pressure and pressure surges when determining "maximum" pressure. Failure to select a hose that meets both these requirements could lead to end blow-offs, hose leakage, and hose bursting. The result could be serious injury or death. The Eaton hose you choose must meet or exceed the required working pressure, and must have a safety factor to allow for surge pressure.


**⚠ WARNING:** Do not use hose at temperatures that exceed the hose temperature rating. Doing so could deteriorate the hose, leading to leaks, hose bursting, and end blow-offs. This could result in serious personal injury or death.

**⚠ WARNING:** Selection of the proper hose for the application is essential to the proper operation and safe use of the hose and related equipment. Inadequate attention to selection of hose for the application can result in serious bodily injury or property damage. In order to avoid serious bodily injury or property damage resulting from selection of the wrong hose, you should carefully review the information in this catalog.



# Oil and Gas exploration

## Frac and Well service

 Refer to warnings and safety information on pages N-1 – N-16.

Use of damaged hose or improper use may result in bodily injury or property damage. Please consult Eaton catalog or Technical Support for proper application.

### EHP001

### BLACKCAT™ FRAC



#### Construction:

**Tube:** Nitrile blend (RMA Class A)

**Reinforcement:** 4-ply polyester fabric

**Cover:** UHMW-PE abrasion resistant cover

#### Operating temperature:

-40°C to +93°C  
(-40°F to +200°F)

#### Application:

- Petroleum based fluids, non-potable and salt water, fracturing solutions, and slurries








#### Markets:

- Oil and gas exploration
- Well service
- Fracking industry

#### Type of couplings:


- King crimp style combination nipples
- One-piece hammer union frac fitting

Contact coupling manufacturer for attachment procedure and other coupling recommendations

# Part No.	 Hose I.D.			 Hose O.D.		 Max Operating Pressure		 Burst Pressure		 Minimum Bend Radius		 Weight		 Length	
	DN	mm	in	mm	in	bar	psi	bar	psi	mm	in	kg/m	lbs/ft	mtr	ft
EHP00148	80	76,2	3.00	93,7	3.69	28	400	110	1600	762	30.0	3,08	2.07	15,3	50
EHP00148-100	80	76,2	3.00	93,7	3.69	28	400	110	1600	762	30.0	3,08	2.07	30,5	100
EHP00164	102	101,6	4.00	118,7	4.67	28	400	110	1600	1016	40.0	3,58	2.43	15,3	50
EHP00164-100	102	101,6	4.00	118,7	4.67	28	400	110	1600	1016	40.0	3,58	2.43	30,5	100

# Oil and Gas exploration

## Frac and Well service

 Refer to warnings and safety information on pages N-1 – N-16.

Use of damaged hose or improper use may result in bodily injury or property damage. Please consult Eaton catalog or Technical Support for proper application.

### H0377

### Kelly Power drilling



#### Construction:

**Tube:** Nitrile/Hypalon blend

**Reinforcement:**  
4-spiral wire

**Cover:** Neoprene

#### Operating temperature:

-40°C to +121°C  
(-40°F to +250°F)

#### Application:

- Rotary drilling on portable drilling rigs, work over rigs and slim hole rigs








#### Markets:

- Oil and gas exploration
- Well service
- Fracking industry

#### Type of couplings:

- 430 "U" series
- Unions
- Boss male


Contact coupling manufacturer for attachment procedure and other coupling recommendations

#															
Part No.	DN	Hose I.D.		Hose O.D.		Max Operating Pressure		Burst Pressure		Minimum Bend Radius		Weight		Length	
		mm	in	mm	in	bar	psi	bar	psi	mm	in	kg/m	lbs/ft	mtr	ft
H037732	51	50,8	2.00	66,7	2.63	207	3000	830	12000	635	25.00	4,61	3.10	15,2	50
H037732-100	51	50,8	2.00	66,7	2.63	207	3000	830	12000	635	25.00	4,61	3.10	30,5	100



# Oil and Gas exploration

## Frac and Well service

 Refer to warnings and safety information on pages N-1 – N-16.

Use of damaged hose or improper use may result in bodily injury or property damage. Please consult Eaton catalog or Technical Support for proper application.

### EC556

### Blowout preventer hose



#### Construction:

**Tube:** Black, oil-resistant synthetic rubber

**Reinforcement:** Multiple high-tensile wire spiral reinforcement layers

**Cover:** Red, specially compounded flame-resistant

#### Operating temperature:

-40°C to +100°C  
(-40°F to +212°F)

#### Application:

- For prevention of pressure escape at the wellhead during drilling-completion operations
- Critical component of blowout preventer system
- On-shore oil and gas exploration

#### Markets:

- Oil and gas exploration
- Well service
- Fracking industry








#### Agency Listings:

Lloyd's certified to API 16D flame test requirements

#### Type of couplings:


- Internal Skive Crimp (ISC) 1W series fitting for all sizes -12,-16-20,-24

Contact coupling manufacturer for attachment procedure and other coupling recommendations

Part No.	 Hose I.D.			 Hose O.D.		 Max Oper Pressure		 Burst Pressure		 Minimum Bend Radius		 Weight		 Length	
	DN	mm	in	mm	in	bar	psi	bar	psi	mm	in	kg/m	lbs/ft	mtr	ft
EC556-12	19	19,0	0.75	32,0	1.26	350	5000	1400	20000	280	11.0	1,58	11.4	30,5	100
EC556-16	24	25,4	1.00	38,3	1.50	350	5000	1400	20000	340	13.4	2,00	14.6	30,5	100
EC556-20	32	31,7	1.25	45,1	1.77	350	5000	1400	20000	460	18.1	2,47	17.8	30,5	100
EC556-24	38	38,0	1.50	56,4	2.12	350	5000	1400	20000	500	19.6	4,64	33.5	30,5	100

# Oil and Gas exploration

## Suction & discharge

 Refer to warnings and safety information on pages N-1 – N-16.

Use of damaged hose or improper use may result in bodily injury or property damage. Please consult Eaton catalog or Technical Support for proper application.

### EHP004

### Heavy duty oilfield liquid mud suction & discharge



#### Construction:

**Tube:** Synthetic rubber

**Reinforcement:** High-tensile synthetic textile with dual steel helical wire and anti-static copper wire

**Cover:** CR rubber

#### Operating temperature:

-35°C to +80°C  
(-31°F to +176°F)

#### Application:

- For suction and discharge of high pressure liquid mud, mineral oils, etc.

#### Markets:

- Oil rig platform
- Oil and gas exploration

#### Type of couplings:


- Cam and groove
- Combination nipple

Contact coupling manufacturer for attachment procedure and other coupling recommendations

#																			
Part No.		Hose I.D.		Hose O.D.		Max Oper Pressure		Burst Pressure		Minimum Bend Radius		Vacuum		Weight		Length			
	mtr	ft	DN	mm	in	mm	in	bar	psi	bar	psi	mm	in	kPa	in/Hg	kg/m	lbs/ft	mtr	ft
EHP004-64-	MX	200	102	101,6	4.00	127	5.00	41,0	600	165	2400	1020	40.16	80,0	24	6,91	4.65	40-61	200
EHP004-80-	MX	200	130	127,0	5.00	153	6.02	41,0	600	165	2400	1279	50.35	80,0	24	9,70	6.52	40-61	200

# Oil and Gas exploration

## Suction & discharge

 Refer to warnings and safety information on pages N-1 – N-16.

Use of damaged hose or improper use may result in bodily injury or property damage. Please consult Eaton catalog or Technical Support for proper application.

### EHP007

### Oilfield suction



#### Construction:

**Tube:** Nitrile blend

**Reinforcement:** High-tensile synthetic textile with a single steel helical wire for smaller sizes and dual helical wire available on 8.00" and 10.00" and an anti-static copper wire

**Cover:** Nitrile/PVC

#### Application:

- For transfer applications such as drilling mud or crude oil
- For use with petroleum products with aromatic content up to 50%

#### Markets:

- Oil and gas exploration
- Well service
- Fracking industry









#### Type of couplings:

- Cam and groove
- Male NPT
- Unions

Contact coupling manufacturer for attachment procedure and other coupling recommendations


#### Operating temperature:

-35°C to +70°C  
(-31°F to +158°F)

# Part No.			 Hose I.D.			 Hose O.D.		 Max Oper Pressure		 Burst Pressure		 Minimum Bend Radius		 Vacuum		 Weight		 Length	
	mtr	ft	DN	mm	in	mm	in	bar	psi	bar	psi	mm	in	kPa	in/Hg	kg/m	lbs/ft	mtr	ft
EHP007-24-	MX	100	38	38,1	1.50	49,0	1.93	10,5	150	31	450	110	4.33	94,8	28	1,11	0.75	40-61	100
EHP007-32-	MX	100	51	50,8	2.00	63,0	2.48	10,5	150	31	450	170	6.69	94,8	28	1,58	1.06	40-61	100
EHP007-40-	MX	100	60	63,5	2.50	76,0	2.99	10,5	150	31	450	210	8.27	94,8	28	2,04	1.37	40-61	100
EHP007-48-	MX	100	80	76,2	3.00	89,0	3.50	10,5	150	31	450	230	9.06	94,8	28	2,69	1.81	40-61	100
EHP007-64-	MX	100	102	101,6	4.00	117,0	4.61	10,5	150	31	450	400	15.75	94,8	28	3,90	2.62	40-61	100
EHP007-96-	MX	100	150	152,4	6.00	170,0	6.69	10,5	150	31	450	675	26.57	94,8	28	7,56	5.08	40-61	100
EHP007-128-	MX	20	200	203,2	8.00	228,0	8.98	10,5	150	31	450	1025	40.35	80,0	24	13,79	9.27	10	20
EHP007-128-	MX	25	200	203,2	8.00	228,0	8.98	10,5	150	31	450	1025	40.35	80,0	24	13,79	9.27	10	25
EHP007-160-	MX	20	250	254,0	10.00	282,0	11.10	10,5	150	31	450	1450	57.09	80,0	24	18,30	12.30	10	20
EHP007-160-	MX	25	250	254,0	10.00	282,0	11.10	10,5	150	31	450	1450	57.09	80,0	24	18,30	12.30	10	25

# Oil and Gas exploration

## Suction & discharge

 Refer to warnings and safety information on pages N-1 – N-16.

Use of damaged hose or improper use may result in bodily injury or property damage. Please consult Eaton catalog or Technical Support for proper application.

### EHP009

### Oilfield vacuum



#### Construction:

**Tube:** Nitrile blend

**Reinforcement:** High-tensile synthetic textile with dual steel helical wires

**Cover:** Corrugated SBR blend

#### Operating temperature:

-30°C to +80°C  
(-22°F to +176°F)

#### Application:

- For transfer applications such as drilling mud or crude oil

Not recommended for refined petroleum products









#### Markets:

- Oil and gas exploration
- Well service
- Fracking industry

#### Type of couplings:


- Cam and groove
- Male NPT
- Unions

Contact coupling manufacturer for attachment procedure and other coupling recommendations

#																			
Part No.			Hose I.D.			Hose O.D.		Max Oper Pressure		Burst Pressure		Minimum Bend Radius		Vacuum		Weight		Length	
	mtr	ft	DN	mm	in	mm	in	bar	psi	bar	psi	mm	in	kPa	in/Hg	kg/m	lbs/ft	mtr	ft
EHP009-24-	MXX	100	38	38,1	1.50	45,1	1.78	10,5	150	31	450	115	4.53	94,8	28	1,07	0.72	40-61	100
EHP009-32-	MXX	100	51	50,8	2.00	61,1	2.41	10,5	150	31	450	145	5.71	94,8	28	1,58	1.06	40-61	100
EHP009-40-	MXX	100	60	63,5	2.50	80,5	3.17	10,5	150	31	450	195	7.68	94,8	28	2,12	1.42	40-61	100
EHP009-48-	MXX	100	80	76,2	3.00	90,9	3.58	10,5	150	31	450	240	9.45	94,8	28	2,70	1.81	40-61	100
EHP009-64-	MXX	100	102	101,6	4.00	116,4	4.58	10,5	150	31	450	340	13.39	94,8	28	3,87	2.60	40-61	100
EHP009-96-	MXX	100	150	152,4	6.00	171,4	6.75	10,5	150	31	450	650	25.59	80,0	24	7,57	5.09	40-61	100
EHP009-128-	MXX	20	200	203,2	8.00	224,5	8.84	10,5	150	31	450	900	35.43	80,0	24	13,52	9.09	10	20
EHP009-128-	MXX	25	200	203,2	8.00	224,5	8.84	10,5	150	31	450	900	35.43	80,0	24	13,52	9.09	10	25
EHP009-160-	MXX	20	250	254,0	10.00	276,5	10.88	10,5	150	31	450	1400	55.12	80,0	24	17,89	12.02	10	20
EHP009-160-	MXX	25	250	254,0	10.00	276,4	10.88	10,5	150	31	450	1400	55.12	80,0	24	17,89	12.02	10	25

# Oil and gas exploration

## Discharge

 Refer to warnings and safety information on pages N-1 – N-16.

Use of damaged hose or improper use may result in bodily injury or property damage. Please consult Eaton catalog or Technical Support for proper application.

### EHP003

### Heavy duty oilfield liquid mud discharge



#### Construction:

**Tube:** Synthetic rubber

**Reinforcement:** High-tensile synthetic textile with and anti-static copper wire

**Cover:** CR rubber

#### Operating temperature:

-35°C to +80°C  
(-31°F to +176°F)

#### Application:

- For discharge of high pressure liquid mud, mineral oils, etc.








#### Markets:

- Oil rig platform
- Oil and gas exploration

#### Type of couplings:

- Cam and groove

Contact coupling manufacturer for attachment procedure and other coupling recommendations

#																	
Part No.			Hose I.D.			Hose O.D.		Max Oper Pressure		Burst Pressure		Minimum Bend Radius		Weight		Length	
	mtr	ft	DN	mm	in	mm	in	bar	psi	bar	psi	mm	in	kg/m	lbs/ft	mtr	ft
EHP003-48-	MXX	200	80	76,2	3.00	97	3.82	41,0	600	165	2400	760	29.92	3,73	2.51	40-61	200
EHP003-64-	MXX	200	102	101,6	4.00	126	4.96	41,0	600	165	2400	1020	40.16	5,69	3.83	40-61	200

# Petroleum

## Aircraft refueling

EHJ002 Aircraft Refueling Discharge . . . . .	I-5
EHJ003 Aircraft Refueling Suction & Discharge . . . . .	I-6

## Dispensing

EHP508 Petroleum Dispensing . . . . .	I-7
EHP509 Petroleum Dispensing . . . . .	I-8

## Suction & discharge

H1193 ROYALFLEX™ Petroleum . . . . .	I-9
EHP522 Heavy Duty Petroleum/Oil Suction & Discharge . . . . .	I-10
EHP518 Petroleum/Oil Suction & Discharge . . . . .	I-11
EHP516 Petroleum/Oil Suction & Discharge . . . . .	I-12

H0327 JAGUAR™ Heavy Duty Petroleum S & D . . . . .	I-13
EHP502 High Pressure Petroleum/Oil S & D . . . . .	I-14
EHP519 PUMA™ Flat Corrugated S & D . . . . .	I-15
H0363 PUMA™ Suction & Discharge . . . . .	I-16
EHP542PUMA Flexible flat corrugated S & D . . . . .	I-17
EHP150 Petroleum/Oil Suction & Discharge . . . . .	I-18
H0369 BOBCAT™ Corrugated Light Duty . . . . .	I-19
EHP505 Channeled Petroleum/Oil S & D . . . . .	I-20

## Discharge

EHP517 Petroleum/Oil Discharge . . . . .	I-21
EHP501 Petroleum/Oil Discharge . . . . .	I-22





# Petroleum

## Aircraft refueling

### EHJ002 Aircraft refueling discharge



**Application:** Ground refueling of aircraft, up to 30% aromatic content:  
**EN1361 Type C**  
**Tube:** NBR rubber  
**Reinforcement:** High-tensile synthetic textile braid  
**Cover:** CR blend  
**Temp:** -30°C to +65°C, (-22°F to +149°F)  
**Pressure:** 20,7 bar / 300 psi

### EHJ003 Aircraft refueling suction & discharge



**Application:** Ground aircraft refueling S & D, up to 30% aromatic content:  
**EN1361 Type E**  
**Tube:** Nitrile blend  
**Reinforcement:** High-tensile synthetic textile with a dual steel helical wire, and dual anti-static copper wire  
**Cover:** CR blend  
**Temp:** -30°C to +65°C, (-22°F to +149°F)  
**Pressure:** 20,7 bar / 300 psi

## Dispensing

### EHP508 Petroleum dispensing



**Application:** Gasoline dispensing: TS EN 1360 Type 1-M-NT  
**Tube:** NBR blend  
**Reinforcement:** High-tensile synthetic textile and anti-static copper wire  
**Cover:** CR blend  
**Temp:** -30°C to +55°C, (-22°F to +131°F)  
**Pressure:** 16 bar / 232 psi

### EHP509 Petroleum dispensing



**Application:** Gasoline dispensing: UL 330 Type 1  
**Tube:** NBR blend  
**Reinforcement:** High-tensile synthetic textile and anti-static copper wire  
**Cover:** NBR blend  
**Temp:** -40°C to + 85°C, (-40° F to + 185°F)

## Suction & discharge

### H1193 ROYALFLEX™ petroleum



**Application:** Transfer of petroleum products  
**Tube:** Nitrile blend  
**Reinforcement:** 100% polyester and helical wire  
**Cover:** Nitrile blend  
**Temp:** -29°C to +82°C, (-20°F to +180°F)  
**Pressure:** 14-21 bar / 200-300 psi

### EHP522 Heavy duty petroleum/oil suction & discharge



**Application:** High-pressure suction and discharge of petroleum products with aromatic content up to 50%  
**Tube:** NBR blend  
**Reinforcement:** High-tensile synthetic textile with helical wire and anti-static copper wire  
**Cover:** NBR blend (RMA Class A)  
**Temp:** -35°C to +70°C, (-31°F to +158°F)  
**Pressure:** 20,7 bar / 300 psi

### EHP518 Petroleum/oil suction & discharge



**Application:** Suction and discharge of petroleum products: EN12115 Type SD  
**Tube:** NBR  
**Reinforcement:** High-tensile synthetic textile steel helical wires and dual anti-static copper wires  
**Cover:** NBR blend  
**Temp:** -20°C to +70°C, (-4°F to +158°F)  
**Pressure:** 16 bar / 230 psi

### EHP516 Petroleum/oil suction & discharge



**Application:** Suction and discharge of petroleum products: EN1761 Type SD  
**Tube:** NBR blend  
**Reinforcement:** High-tensile synthetic textile dual steel helical wires and dual anti-static copper wires  
**Cover:** NBR blend  
**Temp:** -30°C to +70°C, (-22°F to +158°F)  
**Pressure:** 16 bar / 230 psi

### H0327 JAGUAR™ Heavy duty petroleum S & D



**Application:** Suction and discharge of petroleum products  
**Tube:** Vinyl nitrile  
**Reinforcement:** 2-ply fiber with helical wire  
**Cover:** Vinyl nitrile  
**Temp:** -40°C to +82°C, (-40°F to +180°F)  
**Pressure:** 17,2 bar / 250 psi

### EHP502 High pressure petroleum/oil S & D



**Application:** Suction & discharge of petroleum products  
**Tube:** NBR blend  
**Reinforcement:** High-tensile synthetic textile helical wire and anti-static copper wire  
**Cover:** NBR blend  
**Temp:** -35°C to +70°C, (-31°F to +158°F)  
**Pressure:** 17,2 bar / 250 psi

### EHP519 PUMA™ Flat corrugated suction & discharge



**Application:** Suction & discharge of petroleum products  
**Tube:** NBR blend  
**Reinforcement:** High-tensile synthetic textile dual steel helical wires and dual anti-static copper wire  
**Cover:** Flat corrugated NBR blend  
**Temp:** -40°C to +82°C, (-40°F to +180°F)  
**Pressure:** 10,5 bar / 150 psi

### H0363 PUMA™ suction & discharge



**Application:** Suction & discharge of petroleum products  
**Tube:** Vinyl nitrile blend  
**Reinforcement:** Fiber 2- or 4-ply with dual helical wires, anti-static copper wire  
**Cover:** Vinyl nitrile blend  
**Temp:** -40°C to +82°C, (-40°F to +180°F)  
**Pressure:** 10,5 bar / 150 psi

### EHP542 PUMA™ Flexible flat corrugated S & D



**Application:** For suction & discharge of petroleum products with aromatic content up to 50%  
**Tube:** Smooth oil resistant nitrile tube  
**Reinforcement:** High tensile synthetic textile with dual steel helical wire and anti-static copper wire  
**Cover:** Flat corrugated NBR blend  
**Temp:** -40°C to +90°C, (-40°F to +194°F)  
**Pressure:** 17,2 bar / 250 psi

### EHP150 Petroleum/oil suction & discharge



**Application:** Suction & discharge of petroleum products  
**Tube:** NBR blend  
**Reinforcement:** High-tensile synthetic textile with a single steel helical wire and anti-static copper wire  
**Cover:** NBR blend  
**Temp:** -35°C to +70°C, (-31°F to +158°F)  
**Pressure:** 31,5 bar / 150 psi

### H0369 BOBCAT™ Corrugated light duty



**Application:** Transfer and blending of petroleum products; transfer of crude oil, salt water, slurries and non-potable water  
**Tube:** Vinyl nitrile  
**Reinforcement:** 2-ply fiber with dual helical wires  
**Cover:** Corrugated vinyl nitrile blend  
**Temp:** -40°C to +82°C, (-40°F to +180°F)  
**Pressure:** 7,0-10,5 bar / 100-150 psi

### EHP505 Channeled petroleum/oil S & D



**Application:** Suction and discharge of petroleum products with aromatic content up to 50%  
**Tube:** NBR blend  
**Reinforcement:** High-tensile synthetic textile dual steel helical wires and dual anti-static copper wire  
**Cover:** Channeled CR blend  
**Temp:** -30°C to +70°C, (-22°F to +158°F)  
**Pressure:** 10,5 bar / 150 psi

## Discharge

### EHP517 Petroleum/oil discharge



**Application:** Discharge of petroleum products, aromatic content up to 50%: TS EN12115 NBR Type D  
**Tube:** NBR blend  
**Reinforcement:** High-tensile synthetic textile and dual anti-static copper wire  
**Cover:** Synthetic rubber  
**Temp:** -20°C to +70°C, (-4°F to +158°F)  
**Pressure:** 16 bar / 230 psi

### EHP501 Petroleum/oil discharge



**Application:** Discharge of petroleum products, aromatic content up to 50%  
**Tube:** NBR blend  
**Reinforcement:** High-tensile synthetic textile and dual anti-static copper wire  
**Cover:** NBR blend  
**Temp:** -30°C to +70°C, (-22°F to +158°F)  
**Pressure:** 10,5 bar / 150 psi

# Petroleum

## Introduction and Safety Information



### Environmental resistance

- The tube and cover materials of the Eaton industrial hose are designed to assure maximum life and top value. They are sophisticated hoses for demanding jobs.

### Remove the guesswork from selecting, buying and using critical application hose

- When you are handling hazardous material, it is critical to select the proper hose. Eaton products' high visibility branding and color coding removes the guesswork for hose selection.

### Built to make work faster, easier and safer

- Moving and connecting hose several times a day isn't easy work. Each of the industrial hose is designed to be easy to handle as safety and job performance will allow.

### The Eaton reputation for quality

- Your assurance of dependable performance.

## Petroleum hose - Safety information

### Important!

**⚠ WARNING:** Testing can be dangerous and should be done only by trained personnel using proper tools and procedures. Failure to follow such procedures might result in serious injury, death, or damage to property.

**⚠ WARNING:** Failure to properly follow the manufacturer's recommended procedures for the care, maintenance, and storage of a particular hose may result in its failure to perform in the manner intended and may result in serious injury, death, or damage to property.

**⚠ WARNING:** Consult with the Coupling Manufacturer to make sure you choose the correct coupling and proper assembly for the application. Such matching of hose and couplings, and assembling of couplings, should be performed only by trained personnel using proper tools and procedures. Failure to follow manufacturer's instructions or failure to use trained personnel may result in serious bodily injury and/or property damage.

**⚠ WARNING:** Never use a hose to transfer material it is not specifically meant to transfer. Doing so could deteriorate the hose and result in leaking, hose bursting, or end blow-offs. This could lead to serious personal injury or death. Always transfer material in a hose that is designed specifically to transfer that material. This information is listed in this catalog.

**⚠ WARNING:** If cover blisters exist, be careful not to pop them. If the hose was damaged in such a way that material was allowed to leak between the cover and inner tube, the blisters may contain this material. If the material is hazardous and splatters when the blisters are popped, it could cause serious physical injury.

**⚠ WARNING:** Kinks can cause hose to burst, leading to bodily harm.

### EHJ002

### Aircraft refueling discharge

ISO 1825 Type C



#### Construction:

**Tube:** NBR blend

**Reinforcement:** High-tensile synthetic textile braid

**Cover:** CR blend

#### Operating temperature:

-30°C to +65°C  
(-22°F to +149°F)

#### Application:

- For ground refueling of aircraft

For use with petroleum products with aromatic content up to 30%








#### Markets:

- Aircraft refueling

#### Type of couplings:


- API couplings

Contact coupling manufacturer for attachment procedure and other coupling recommendations

#																	
Part No.			Hose I.D.			Hose O.D.		Max Oper Pressure		Burst Pressure		Minimum Bend Radius		Weight		Length	
	mtr	ft	DN	mm	in	mm	in	bar	psi	bar	psi	mm	in	kg/m	lbs/ft	mtr	ft
EHJ002-12-	MXX	100	19	19,0	0.75	29	1.14	20,7	300	83,0	1200	113	4.45	0,52	0.35	40-61	100
EHJ002-16-	MXX	100	25	25,4	1.00	38	1.50	20,7	300	83,0	1200	150	5.91	0,84	0.56	40-61	100
EHJ002-20-	MXX	100	31	31,8	1.25	45	1.77	20,7	300	83,0	1200	190	7.48	1,00	0.67	40-61	100
EHJ002-24-	MXX	100	38	38,1	1.50	51	2.01	20,7	300	83,0	1200	225	8.86	1,16	0.78	40-61	100
EHJ002-32-	MXX	100	51	50,8	2.00	65	2.56	20,7	300	83,0	1200	275	10.83	1,71	1.15	40-61	100
EHJ002-40-	MXX	100	60	63,5	2.50	79	3.11	20,7	300	83,0	1200	300	11.81	2,07	1.39	40-61	100
EHJ002-48-	MXX	100	80	76,2	3.00	92	3.62	20,7	300	83,0	1200	300	11.81	2,58	1.73	40-61	100
EHJ002-64-	MXX	100	102	101,6	4.00	120	4.72	20,7	300	83,0	1200	450	17.72	3,76	2.53	40-61	100

# Petroleum

## Aircraft refueling

 Refer to warnings and safety information on pages N-1 – N-16.

Use of damaged hose or improper use may result in bodily injury or property damage. Please consult Eaton catalog or Technical Support for proper application.

### EHJ003

### Aircraft refueling suction & discharge

ISO 1825 Type E



#### Construction:

**Tube:** Nitrile blend

**Reinforcement:** High-tensile synthetic textile with a dual steel helical wire for smaller sizes and dual helical wire and dual anti-static copper wire

**Cover:** CR blend

#### Operating temperature:

-30°C to +65°C  
(-22°F to +149°F)

#### Application:

- For ground refueling and fuel discharge of aircraft

For use with petroleum products with aromatic content up to 30%









#### Markets:

- Aircraft refueling

#### Type of couplings:

- API couplings

Contact coupling manufacturer for attachment procedure and other coupling recommendations

# Part No.			 Hose I.D.			 Hose O.D.		 Max Oper Pressure		 Burst Pressure		 Minimum Bend Radius		 Vacuum		 Weight		 Length	
	mtr	ft	DN	mm	in	mm	in	bar	psi	bar	psi	mm	in	kPa	in/Hg	kg/m	lbs/ft	mtr	ft
EHJ003-12-	MXX	100	19	19,0	0.75	31	1.22	20,7	300	83	1200	113	4.45	94,8	28	0,69	0.46	40-61	100
EHJ003-16-	MXX	100	25	25,4	1.00	39	1.54	20,7	300	83	1200	150	5.91	94,8	28	0,97	0.65	40-61	100
EHJ003-20-	MXX	100	31	31,8	1.25	46	1.81	20,7	300	83	1200	190	7.48	94,8	28	1,22	0.82	40-61	100
EHJ003-24-	MXX	100	38	38,1	1.50	53	2.09	20,7	300	83	1200	225	8.86	94,8	28	1,59	1.07	40-61	100
EHJ003-32-	MXX	100	51	50,8	2.00	67	2.64	20,7	300	83	1200	275	10.83	94,8	28	2,32	1.56	40-61	100
EHJ003-40-	MXX	100	60	63,5	2.50	81	3.19	20,7	300	83	1200	300	11.81	94,8	28	2,86	1.92	40-61	100
EHJ003-48-	MXX	100	80	76,2	3.00	95	3.74	20,7	300	83	1200	300	11.81	94,8	28	3,70	2.49	40-61	100
EHJ003-64-	MXX	100	102	101,6	4.00	123	4.84	20,7	300	83	1200	450	17.72	94,8	28	5,17	3.48	40-61	100

### EHP508

### Petroleum dispensing

TS EN 1360 Type 1-M-NT



#### Construction:

**Tube:** NBR blend

**Reinforcement:** High-tensile synthetic textile and anti-static copper wire

**Cover:** CR blend

#### Operating temperature:

-30°C to 55°C  
(-22°F to 131°F)

#### Application:

- For gasoline dispensing








#### Markets:

- Petroleum industry
- Oil and gas exploration
- Ship building

#### Type of couplings:

- Male NPT

Contact coupling manufacturer for attachment procedure and other coupling recommendations


# Part No.			 Hose I.D.			 Hose O.D.		 Max Oper Pressure		 Burst Pressure		 Minimum Bend Radius		 Weight		 Length	
	mtr	ft	DN	mm	in	mm	in	bar	psi	bar	psi	mm	in	kg/m	lbs/ft	mtr	ft
EHP508-08BK-	>M6	100	12	12,7	0.50	21,5	0.85	16,0	232	48,0	696	50	1.97	0,30	0.20	>6	100
EHP508-10BK-	>M6	100	16	15,9	0.62	26,0	1.02	16,0	232	48,0	696	70	2.76	0,43	0.29	>6	100
EHP508-12BK-	>M6	100	19	19,0	0.75	29,0	1.14	16,0	232	48,0	696	95	3.74	0,48	0.32	>6	100
EHP508-16BK-	>M6	100	25	25,4	1.00	36,5	1.43	16,0	232	48,0	696	130	5.12	0,69	0.46	>6	100

\*For additional colors use BU-Blue, GR-Green or RD-Red.



# Petroleum

## Dispensing

 Refer to warnings and safety information on pages N-1 – N-16.

Use of damaged hose or improper use may result in bodily injury or property damage. Please consult Eaton catalog or Technical Support for proper application.

### EHP509

### Petroleum dispensing

UL 330 Type 1



#### Construction:

**Tube:** NBR blend

**Reinforcement:** High-tensile synthetic textile and anti-static copper wire

**Cover:** NBR blend

#### Operating temperature:

-40°C to + 85°C  
(-40° F to + 185°F)

#### Application:

- For gasoline dispensing






#### Markets:

- Petroleum industry
- Oil and gas exploration
- Ship building

#### Type of couplings:

- Male NPT

Contact coupling manufacturer for attachment procedure and other coupling recommendations

#													
Part No.			Hose I.D.			Hose O.D.		Minimum Bend Radius		Weight		Length	
	mtr	ft	DN	mm	in	mm	in	mm	in	kg/m	lbs/ft	mtr	ft
EHP509-08BK-	>M6	100	12	12,7	0.50	21,5	0.85	89,0	3.50	0,30	0.20	>6	100
EHP509-10BK-	>M6	100	16	15,9	0.62	25,4	1.00	89,0	3.50	0,43	0.29	>6	100
EHP509-12BK-	>M6	100	19	19,0	0.75	28,6	1.13	89,0	3.50	0,48	0.32	>6	100
EHP509-16BK-	>M6	100	25	25,4	1.00	34,9	1.37	89,0	3.50	0,69	0.46	>6	100

### H1193

### ROYALFLEX™ Petroleum



#### Construction:

**Tube:** Nitrile blend

**Reinforcement:** 100% polyester and helical wire

**Cover:** Nitrile blend

#### Operating temperature:

-29°C to +82°C  
(-20°F to +180°F)

#### Application:

- For transfer of petroleum products
- B20 biodiesel applications

#### Markets:

- Petroleum industry
- Oil exploration
- Tank trucks
- Waste hauling
- Batch plants
- Refineries

#### Type of couplings:


- Male NPT
- Cam locks

Contact coupling manufacturer for attachment procedure and other coupling recommendations

#	Part No.		Hose I.D.			Hose O.D.		Max Oper Pressure		Burst Pressure		Minimum Bend Radius		Vacuum		Weight		Length	
			DN	mm	in	mm	in	bar	psi	bar	psi	mm	in	kPa	in/Hg	kg/m	lbs/ft	mtr	ft
H119324		50	38	38,1	1.50	50,8	2.00	21	300	62	900	152,4	6.00	94,8	28	1,19	0.80		50
H119324-		100	38	38,1	1.50	50,8	2.00	21	300	62	900	152,4	6.00	94,8	28	1,19	0.80		100
H119324-		120	38	38,1	1.50	50,8	2.00	21	300	62	900	152,4	6.00	94,8	28	1,19	0.80		120
H119332		50	51	50,8	2.00	63,5	2.50	21	300	62	900	203,2	8.00	94,8	28	1,64	1.10		50
H119332-		100	51	50,8	2.00	63,5	2.50	21	300	62	900	203,2	8.00	94,8	28	1,64	1.10		100
H119332-		120	51	50,8	2.00	63,5	2.50	21	300	62	900	203,2	8.00	94,8	28	1,64	1.10		120
H119340-		100	60	63,5	2.50	76,2	3.00	21	300	62	900	254,0	10.00	94,8	28	1,99	1.34		100
H119340-		120	60	63,5	2.50	76,2	3.00	21	300	62	900	254,0	10.00	94,8	28	1,99	1.34		120
H119348		50	80	76,2	3.00	88,9	3.50	17	250	52	750	304,8	12.00	94,8	28	2,98	2.00		50
H119348-		100	80	76,2	3.00	88,9	3.50	17	250	52	750	304,8	12.00	94,8	28	2,98	2.00		100
H119348-		120	80	76,2	3.00	88,9	3.50	17	250	52	750	304,8	12.00	94,8	28	2,98	2.00		120
H119364		50	102	101,6	4.00	114,3	4.50	14	200	41	600	406,4	16.00	94,8	28	4,05	2.72		50
H119364-		100	102	101,6	4.00	114,3	4.50	14	200	41	600	406,4	16.00	94,8	28	4,05	2.72		100
H119364-		120	102	101,6	4.00	114,3	4.50	14	200	41	600	406,4	16.00	94,8	28	4,05	2.72		120

# Petroleum

## Suction & discharge

 Refer to warnings and safety information on pages N-1 – N-16.

Use of damaged hose or improper use may result in bodily injury or property damage. Please consult Eaton catalog or Technical Support for proper application.

### EHP522

### Heavy duty petroleum/oil suction & discharge



#### Construction:

**Tube:** NBR blend

**Reinforcement:** High-tensile synthetic textile with helical wire and anti-static copper wire

**Cover:** NBR blend (RMA Class A)

#### Operating temperature:

-35°C to +70°C  
(-31°F to +158°F)

#### Application:

- For high-pressure petroleum suction and discharge

For use with petroleum products with aromatic content up to 50%









#### Markets:

- Tank truck
- Paper/pulp industry
- Oil exploration
- Ship building
- Batch plants

#### Type of couplings:

- Cam and groove
- Combination nipple

Contact coupling manufacturer for attachment procedure and other coupling recommendations

# Part No.			 Hose I.D.			 Hose O.D.		 Max Oper Pressure		 Burst Pressure		 Minimum Bend Radius		 Vacuum		 Weight		 Length	
	mtr	ft	DN	mm	in	mm	in	bar	psi	bar	psi	mm	in	kPa	in/Hg	kg/m	lbs/ft	mtr	ft
EHP522-16-	MXX	100	25	25,4	1.00	36,8	1.45	20,7	300	62	900	85	3.35	85	25	0,79	0.53	40-61	100
EHP522-20-	MXX	100	31	31,8	1.25	44,0	1.73	20,7	300	62	900	100	3.94	85	25	1,04	0.70	40-61	100
EHP522-24-	MXX	100	38	38,1	1.50	52,2	2.06	20,7	300	62	900	125	4.98	85	25	1,53	1.03	40-61	100
EHP522-28-	MXX	100	45	44,5	1.75	59,3	2.33	20,7	300	62	900	175	6.89	85	25	1,78	1.20	40-61	100
EHP522-32-	MXX	100	51	50,8	2.00	66,8	2.63	20,7	300	62	900	200	7.87	85	25	2,25	1.51	40-61	100
EHP522-40-	MXX	100	60	63,5	2.50	79,9	3.15	20,7	300	62	900	250	9.84	85	25	2,82	1.90	40-61	100
EHP522-48-	MXX	100	80	76,2	3.00	92,0	3.62	20,7	300	62	900	300	11.81	85	25	3,25	2.19	40-61	100
EHP522-56-	MXX	100	90	90,0	3.50	109,2	4.30	20,7	300	62	900	340	13.39	85	25	4,53	3.04	40-61	100
EHP522-64-	MXX	100	102	101,6	4.00	120,0	4.72	20,7	300	62	900	440	17.32	85	25	4,88	3.28	40-61	100
EHP522-80-	MXX	100	130	127,0	5.00	149,8	5.90	20,7	300	62	900	580	22.83	80	24	7,32	4.92	40-61	100
EHP522-96-	MXX	100	150	152,4	6.00	177,2	6.98	20,7	300	62	900	700	27.56	80	24	9,92	6.66	40-61	100

### EHP518

### Petroleum/oil suction & discharge

EN12115 Type SD



#### Construction:

**Tube:** NBR

**Reinforcement:** High-tensile synthetic textile steel helical wires and dual anti-static copper wires

**Cover:** NBR blend

#### Operating temperature:

-20°C to +70°C  
(-4°F to +158°F)

#### Application:

- For suction and discharge of petroleum

For use with petroleum products with aromatic content up to 50%

#### Markets:

- Petroleum industry
- Paper/pulp industry
- Oil and gas exploration
- Ship building
- Tank trucks
- Waste hauling

#### Type of couplings:


- Cam and groove
- Combination nipple

Contact coupling manufacturer for attachment procedure and other coupling recommendations

#	Part No.		Hose I.D.			Hose O.D.		Max Oper Pressure		Burst Pressure		Minimum Bend Radius		Vacuum		Weight		Length	
			DN	mm	in	mm	in	bar	psi	bar	psi	mm	in	kPa	in/Hg	kg/m	lbs/ft	mtr	ft
EHP518-12-	MXX	100	19	19,0	0.75	31	1.22	16	230	64	920	125	4.92	94,8	28	0,67	0.45	40-61	100
EHP518-16-	MXX	100	25	25,4	1.00	37	1.46	16	230	64	920	150	5.91	94,8	28	0,84	0.56	40-61	100
EHP518-20-	MXX	100	31	31,8	1.25	44	1.73	16	230	64	920	175	6.89	94,8	28	1,04	0.70	40-61	100
EHP518-24-	MXX	100	38	38,1	1.50	51	2.01	16	230	64	920	225	8.86	94,8	28	1,41	0.95	40-61	100
EHP518-32-	MXX	100	51	50,8	2.00	67	2.64	16	230	64	920	275	10.83	94,8	28	2,21	1.49	40-61	100
EHP518-40-	MXX	100	60	63,5	2.50	79	3.11	16	230	64	920	300	11.81	94,8	28	2,74	1.84	40-61	100
EHP518-48-	MXX	100	80	76,2	3.00	92	3.62	16	230	64	920	350	13.78	80,0	24	3,30	2.22	40-61	100
EHP518-64-	MXX	100	102	101,6	4.00	118	4.65	16	230	64	920	450	17.72	80,0	24	4,54	3.05	40-61	100

# Petroleum

## Suction & discharge

 Refer to warnings and safety information on pages N-1 – N-16.

Use of damaged hose or improper use may result in bodily injury or property damage. Please consult Eaton catalog or Technical Support for proper application.

### EHP516

### Petroleum/oil suction & discharge

EN1761 Type SD



#### Construction:

**Tube:** NBR blend

**Reinforcement:** High-tensile synthetic textile dual steel helical wires and dual anti-static copper wires

**Cover:** NBR blend

#### Operating temperature:

-30°C to +70°C  
(-22°F to +158°F)

#### Application:

- For suction and discharge of petroleum products

For use with petroleum products with aromatic content up to 50%









#### Markets:

- Petroleum industry
- Paper/pulp industry
- Oil and gas exploration
- Ship building
- Tank trucks
- Waste hauling

#### Type of couplings:

- Cam and groove
- Combination nipple

Contact coupling manufacturer for attachment procedure and other coupling recommendations

# Part No.			 Hose I.D.			 Hose O.D.		 Max Oper Pressure		 Burst Pressure		 Minimum Bend Radius		 Vacuum		 Weight		 Length	
	mtr	ft	DN	mm	in	mm	in	bar	psi	bar	psi	mm	in	kPa	in/Hg	kg/m	lbs/ft	mtr	ft
EHP516-12-	MXX	100	19	19,0	0.75	31	1.22	16,0	230	48	690	75	2.95	80,0	24	0,67	0.45	40-61	100
EHP516-16-	MXX	100	25	25,4	1.00	37	1.46	16,0	230	48	690	100	3.94	80,0	24	0,81	0.54	40-61	100
EHP516-20-	MXX	100	31	31,8	1.25	44	1.73	16,0	230	48	690	120	4.72	80,0	24	1,04	0.70	40-61	100
EHP516-24-	MXX	100	38	38,1	1.50	51	2.01	16,0	230	48	690	140	5.51	80,0	24	1,38	0.93	40-61	100
EHP516-32-	MXX	100	51	50,8	2.00	67	2.64	16,0	230	48	690	190	7.48	80,0	24	2,22	1.49	40-61	100
EHP516-40-	MXX	100	60	63,5	2.50	79	3.11	16,0	230	48	690	250	9.84	80,0	24	2,63	1.77	40-61	100
EHP516-48-	MXX	100	80	76,2	3.00	92	3.62	16,0	230	48	690	300	11.81	80,0	24	3,38	2.27	40-61	100
EHP516-64-	MXX	100	102	101,6	4.00	118	4.65	16,0	230	48	690	425	16.73	80,0	24	4,42	2.97	40-61	100
EHP516-80-	MXX	100	130	127,0	5.00	145	5.71	16,0	230	48	690	550	21.65	80,0	24	5,80	3.90	40-61	100
EHP516-96-	MXX	100	150	152,4	6.00	172	6.77	16,0	230	48	690	640	25.20	80,0	24	8,15	5.48	40-61	100

### H0327

### JAGUAR™ Heavy duty petroleum suction & discharge



#### Construction:

**Tube:** Vinyl nitrile

**Reinforcement:** 2-ply fiber with helical wire

**Cover:** Vinyl nitrile

#### Operating temperature:

-40°C to +82°C  
(-40°F to +180°F)

#### Application:

- For suction and discharge of petroleum products
- B20 biodiesel applications









#### Markets:

- Petroleum industry
- Paper/pulp industry
- Oil and gas exploration
- Ship building
- Tank trucks
- Waste hauling

#### Type of couplings:

- Cam and groove
- Combination nipple


Contact coupling manufacturer for attachment procedure and other coupling recommendations

<div>#</div> <div>Part No.</div>			<div></div> <div>Hose I.D.</div>			<div></div> <div>Hose O.D.</div>		<div></div> <div>Max Oper Pressure</div>		<div></div> <div>Burst Pressure</div>		<div></div> <div>Minimum Bend Radius</div>		<div></div> <div>Vacuum</div>		<div></div> <div>Weight</div>		<div></div> <div>Length</div>	
	mtr	ft	DN	mm	in	mm	in	bar	psi	bar	psi	mm	in	kPa	in/Hg	kg/m	lbs/ft	mtr	ft
H032732-		100	51	50,8	2.00	65,1	2.56	17,2	250	70	1000	127,0	5.00	94,8	28	1,24	0.83		100
H032740-		100	60	63,5	2.50	77,0	3.03	17,2	250	70	1000	190,5	7.50	94,8	28	1,59	1.07		100
H032748-		100	80	76,2	3.00	90,5	3.56	17,2	250	70	1000	203,2	8.00	94,8	28	1,98	1.33		100
H032764-		100	102	101,6	4.00	115,9	4.56	17,2	250	70	1000	317,5	12.50	94,8	28	2,90	1.95		100
H032796-		100	150	152,4	6.00	184,2	7.24	17,2	250	70	1000	762,0	30.00	80,0	24	7,16	4.81		100



# Petroleum

## Suction & discharge

 Refer to warnings and safety information on pages N-1 – N-16.

Use of damaged hose or improper use may result in bodily injury or property damage. Please consult Eaton catalog or Technical Support for proper application.

### EHP502

### High pressure petroleum/oil suction & discharge



#### Construction:

**Tube:** NBR blend

**Reinforcement:** High-tensile synthetic textile helical wire and anti-static copper wire

**Cover:** NBR blend

#### Operating temperature:

-35°C to +70°C  
(-31°F to +158°F)

#### Application:

- For suction and discharge of petroleum products

For use with petroleum products with aromatic content up to 50%









#### Markets:

- Petroleum industry
- Paper/pulp industry
- Oil and gas exploration
- Ship building
- Tank trucks
- Waste hauling

#### Type of couplings:

- Cam and groove
- Combination nipple

Contact coupling manufacturer for attachment procedure and other coupling recommendations

#																			
Part No.			Hose I.D.			Hose O.D.		Max Oper Pressure		Burst Pressure		Minimum Bend Radius		Vacuum		Weight		Length	
	mtr	ft	DN	mm	in	mm	in	bar	psi	bar	psi	mm	in	kPa	in/Hg	kg/m	lbs/ft	mtr	ft
EHP502-16-	MXX	100	25	25,4	1.00	37,0	1.38	17,2	250	52	750	110	4.33	94,8	28	0,80	0.39	40-61	100
EHP502-20-	MXX	100	31	31,8	1.25	44,0	1.73	17,2	250	52	750	145	5.71	94,8	28	1,04	0.58	40-61	100
EHP502-24-	MXX	100	38	38,1	1.50	51,0	2.00	17,2	250	52	750	180	7.09	94,8	28	1,37	0.92	40-61	100
EHP502-28-	MXX	100	45	44,5	1.75	58,0	2.28	17,2	250	52	750	220	8.66	94,8	28	1,62	1.09	40-61	100
EHP502-32-	MXX	100	51	50,8	2.00	65,0	2.56	17,2	250	52	750	265	10.43	94,8	28	1,89	1.27	40-61	100
EHP502-40-	MXX	100	60	63,5	2.50	79,0	3.11	17,2	250	52	750	330	13.00	94,8	28	2,48	1.67	40-61	100
EHP502-48-	MXX	100	80	76,2	3.00	92,0	3.62	17,2	250	52	750	400	15.75	94,8	28	3,26	2.19	40-61	100
EHP502-56-	MXX	100	90	90,0	3.50	107,0	4.21	17,2	250	52	750	475	18.70	94,8	28	4,03	2.71	40-61	100
EHP502-64-	MXX	100	102	101,6	4.00	118,0	4.65	17,2	250	52	750	535	21.06	94,8	28	4,31	2.90	40-61	100
EHP502-80-	MXX	100	130	127,0	5.00	148,0	5.83	17,2	250	52	750	685	27.00	80,0	24	7,01	4.71	40-61	100
EHP502-96-	MXX	100	150	152,4	6.00	175,5	6.91	17,2	250	52	750	840	33.02	80,0	24	9,63	6.47	40-61	100

### EHP519

### PUMA™ Flat corrugated suction & discharge



#### Construction:

**Tube:** NBR blend

**Reinforcement:** High-tensile synthetic textile dual steel helical wires and dual anti-static copper wire

**Cover:** Flat corrugated NBR blend

#### Operating temperature:

-40°C to +82°C  
(-40°F to +180°F)

#### Application:

- For suction and discharge of petroleum









#### Markets:

- Petroleum industry
- Paper/pulp industry
- Oil and gas exploration
- Ship building
- Tank trucks
- Waste hauling
- Well service

#### Type of couplings:


- Cam and groove
- Combination nipple

Contact coupling manufacturer for attachment procedure and other coupling recommendations

# Part No.			 Hose I.D.			 Hose O.D.		 Max Oper Pressure		 Burst Pressure		 Minimum Bend Radius		 Vacuum		 Weight		 Length	
	mtr	ft	DN	mm	in	mm	in	bar	psi	bar	psi	mm	in	kPa	in/Hg	kg/m	lbs/ft	mtr	ft
EHP519-12-	MXX	100	19	19,1	0.75	28,4	1.12	10,5	150	41	600	55	2.17	94,8	28	0,47	0.31	40-61	100
EHP519-16-	MXX	100	25	25,4	1.00	35,2	1.39	10,5	150	41	600	75	2.95	94,8	28	0,62	0.41	40-61	100
EHP519-20-	MXX	100	31	31,8	1.25	43,2	1.70	10,5	150	41	600	90	3.54	94,8	28	0,94	0.63	40-61	100
EHP519-24-	MXX	100	38	38,1	1.50	49,2	1.94	10,5	150	41	600	115	4.53	94,8	28	1.10	0.74	40-61	100
EHP519-32-	MXX	100	51	50,8	2.00	62,8	2.47	10,5	150	41	600	145	5.71	94,8	28	1.51	1.02	40-61	100
EHP519-40-	MXX	100	60	63,5	2.50	78,3	3.08	10,5	150	41	600	195	7.68	94,8	28	2.35	1.58	40-61	100
EHP519-48-	MXX	100	80	76,2	3.00	91,4	3.60	10,5	150	41	600	240	9.45	94,8	28	2.87	1.93	40-61	100
EHP519-64-	MXX	100	102	101,6	4.00	116,8	4.60	10,5	150	41	600	340	13.39	94,8	28	4.05	2.72	40-61	100
EHP519-96-	MXX	100	150	152,4	6.00	174,0	6.85	10,5	150	41	600	650	25.59	94,8	28	9.54	6.41	40-61	100
EHP519-128-	MXX	20	200	203,2	8.00	226,6	8.92	10,5	150	41	600	900	35.43	80,0	24	13.00	8.74	20-40	20,25

# Petroleum

## Suction & discharge

 Refer to warnings and safety information on pages N-1 – N-16.

Use of damaged hose or improper use may result in bodily injury or property damage. Please consult Eaton catalog or Technical Support for proper application.

### H0363

### PUMA™ Suction & discharge



#### Construction:

**Tube:** Vinyl nitrile blend

**Reinforcement:** 2- or 4-ply fiber with dual steel helical wire and anti-static copper wire

**Cover:** Vinyl nitrile blend

#### Operating temperature:

-40°C to +82°C  
(-40°F to +180°F)

#### Application:

- For suction and discharge of petroleum products









#### Markets:

- Tank truck
- Paper/pulp industry
- Oil and gas exploration
- Ship building
- Batch plants

#### Type of couplings:

- Cam and groove
- Combination nipple

Contact coupling manufacturer for attachment procedure and other coupling recommendations

# Part No.			 Hose I.D.			 Hose O.D.		 Max Oper Pressure		 Burst Pressure		 Minimum Bend Radius		 Vacuum		 Weight		 Length	
	mtr	ft	DN	mm	in	mm	in	bar	psi	bar	psi	mm	in	kPa	in/Hg	kg/m	lbs/ft	mtr	ft
H036312BK-		100	19	19,1	0.75	28,8	1.13	10,5	150	42	600	110	4.33	94,8	28	0,59	0.40		100
H036316BK-		100	25	25,4	1.00	38,0	1.50	10,5	150	42	600	152	5.98	94,8	28	0,91	0.61		100
H036320BK-		100	31	31,8	1.25	45,0	1.77	10,5	150	42	600	190	7.48	94,8	28	1,09	0.73		100
H036324BK-		100	38	38,1	1.50	52,5	2.07	10,5	150	42	600	200	7.87	94,8	28	1,44	0.97		100
H036332BK-		100	51	50,8	2.00	65,0	2.56	10,5	150	42	600	255	10.04	94,8	28	2,01	1.35		100
H036340BK-		100	60	63,5	2.50	77,0	3.03	10,5	150	42	600	315	12.40	94,8	28	2,30	1.55		100
H036348BK-		100	80	76,2	3.00	90,5	3.56	10,5	150	42	600	380	14.96	94,8	28	2,93	1.97		100
H036364BK-		100	102	101,6	4.00	116,3	4.58	10,5	150	42	600	510	20.08	94,8	28	3,78	2.54		100
H036396BK-		20	150	152,4	6.00	174,0	6.85	10,5	150	42	600	780	30.71	94,8	28	8,45	5.68		20
H036396BK-		25	150	152,4	6.00	174,0	6.85	10,5	150	42	600	780	90.71	94,8	28	8,45	5.68		25
H03638ABK-		20	200	203,2	8.00	226,8	8.93	10,5	150	42	600	1100	43.31	80,0	24	13,19	8.86		20
H03638ABK-		25	200	203,2	8.00	226,8	8.93	10,5	150	42	600	1100	43.31	80,0	24	13,19	8.86		25

\*\*\*50 ft. lengths available on select items

### EHP542

### PUMA™ Flexible flat corrugated suction and discharge



#### Construction:

**Tube:** Smooth oil resistant nitrile tube

**Reinforcement:** High tensile synthetic textile with dual steel helical wire and anti-static copper wire

**Cover:** Flat corrugated NBR blend

#### Operating temperature:

-40°C to +90°C  
(-40°F to +194°F)

#### Application:

- For suction and discharge of petroleum products

For use with petroleum products with aromatic content up to 50%









#### Markets:

- Petroleum industry
- Tank truck
- Oil and gas exploration
- Well service

#### Type of couplings:


- Cam and groove
- Combination nipple

Contact coupling manufacturer for attachment procedure and other coupling recommendations

# Part No.			 Hose I.D.			 Hose O.D.		 Max Oper Pressure		 Burst Pressure		 Minimum Bend Radius		 Vacuum		 Weight		 Length	
	mtr	ft	DN	mm	in	mm	in	bar	psi	bar	psi	mm	in	kPa	in/Hg	kg/m	lbs/ft	mtr	ft
EHP542-12	MXX	100	19	19.0	0.75	30.0	1.18	17.2	250	69	1000	19	0.75	94.8	28	0.51	0.34	61	100
EHP542-16	MXX	100	25	25.4	1.00	38.0	1.50	17.2	250	69	1000	25	0.98	94.8	28	0.76	0.51	61	100
EHP542-24	MXX	100	38	38.1	1.50	49.0	1.93	17.2	250	69	1000	38	1.50	94.8	28	0.97	0.65	61	100
EHP542-32	MXX	100	51	50.8	2.00	61.2	2.41	17.2	250	69	1000	51	2.01	94.8	28	1.38	0.93	61	100
EHP542-40	MXX	100	60	63.5	2.50	77.0	3.03	13.8	200	55	800	64	2.50	94.8	28	2.01	1.35	61	100
EHP542-48	MXX	100	80	76.2	3.00	90.0	3.54	13.8	200	55	800	75	2.96	94.8	28	2.45	1.65	61	100
EHP542-64	MXX	100	102	101.6	4.00	116.0	4.57	10.5	150	42	609	102	4.00	94.8	28	3.59	2.41	61	100
EHP542-96	MXX	100	152	152.4	6.00	171.6	6.76	10.5	150	42	609	152	6.00	94.8	28	8.50	5.71	61	100

# Petroleum

## Suction & discharge

 Refer to warnings and safety information on pages N-1 – N-16.

Use of damaged hose or improper use may result in bodily injury or property damage. Please consult Eaton catalog or Technical Support for proper application.

### EHP150

### Petroleum/oil suction & discharge



#### Construction:

**Tube:** NBR blend

**Reinforcement:** High-tensile synthetic textile with a single steel helical wire and anti-static copper wire

**Cover:** Abrasion and weather resistant NBR blend

#### Operating temperature:

-35°C to +70°C  
(-31°F to +158°F)

#### Application:

- For suction and discharge of petroleum products

For use with petroleum products with aromatic content up to 50%.









#### Markets:

- Petroleum industry
- Paper/pulp industry
- Oil and gas exploration
- Ship building
- Tank trucks
- Waste hauling
- Batch plants

#### Type of couplings:

- Cam and groove
- Combination nipple

Contact coupling manufacturer for attachment procedure and other coupling recommendations

# Part No.			 Hose I.D.			 Hose O.D.		 Max Oper Pressure		 Burst Pressure		 Minimum Bend Radius		 Vacuum		 Weight		 Length	
	mtr	ft	DN	mm	in	mm	in	bar	psi	bar	psi	mm	in			kg/m	lbs/ft	mm	ft
EHP150-12BK	MXX	100	19	19,1	0.75	30,6	1.20	10,5	150	31.5	450	90	3.75	94,8	28	0,58	0.39	61	100
EHP150-16BK	MXX	100	25	25,4	1.00	36,8	1.45	10,5	150	31.5	450	110	4.33	94,8	28	0,70	0.48	61	100
EHP150-20BK	MXX	100	32	31,8	1.25	44,2	1.74	10,5	150	31.5	450	140	5.51	94,8	28	0,91	0.61	61	100
EHP150-24BK	MXX	100	38	38,1	1.50	50,0	1.97	10,5	150	31.5	450	170	6.69	94,8	28	1,17	0.79	61	100
EHP150-32BK	MXX	100	51	50,8	2.00	64,2	2.53	10,5	150	31.5	450	250	9.84	94,8	28	1,65	1.11	61	100
EHP150-40BK	MXX	100	64	63,5	2.50	78,5	3.09	10,5	150	31.5	450	310	12.20	94,8	28	2,13	1.43	61	100
EHP150-48BK	MXX	100	76	76,2	3.00	90,4	3.56	10,5	150	31.5	450	380	14.96	94,8	28	2,76	1.86	61	100
EHP150-64BK	MXX	100	102	101,6	4.00	118,6	4.67	10,5	150	31.5	450	510	20.08	94,8	28	4,02	2.71	61	100
EHP150-96BK	MXX	100	152	152,4	6.00	172,0	6.77	10,5	150	31.5	450	790	31.10	94,8	28	7,73	5.20	61	100
EHP150-128BK	MXX	100	203	203,2	8.00	230,5	9.07	10,5	150	31.5	450	1100	43.31	80,0	24	14,36	9.65	61	100

### H0369

### BOBCAT™ Corrugated light duty



#### Construction:

**Tube:** Vinyl nitrile

**Reinforcement:** 2-ply fiber with dual helical wires

**Cover:** Corrugated vinyl nitrile blend

#### Operating temperature:

-40°C to +82°C  
(-40°F to +180°F)

#### Application:

- For transfer and blending of petroleum products
- Transfer of crude oil, salt water, slurries and non-potable water








#### Markets:

- Petroleum industry
- Oil and gas exploration
- Tank trucks
- Waste hauling
- Batch plants
- Gasoline drop

#### Type of couplings:

- Cam and groove
- Combination nipple


Contact coupling manufacturer for attachment procedure and other coupling recommendations

#																	
			Hose I.D.			Hose O.D.		Max Oper Pressure		Burst Pressure		Minimum Bend Radius		Weight		Length	
Part No.	mtr	ft	DN	mm	in	mm	in	bar	psi	bar	psi	mm	in	kg/m	lbs/ft	mtr	ft
H036932RD		50	51	50,8	2.00	63,5	2.50	10,5	150	42,0	600	76,2	3.00	1,18	0.79		50
H036932RD-		100	51	50,8	2.00	63,5	2.50	10,5	150	42,0	600	76,2	3.00	1,18	0.79		100
H036948RD-		100	80	76,2	3.00	88,9	3.50	10,5	150	42,0	600	127,0	5.00	1,86	1.25		100
H036964RD		50	102	101,6	4.00	114,3	4.50	10,5	150	42,0	600	177,8	7.00	2,38	1.60		50
H036964RD-		100	102	101,6	4.00	114,3	4.50	7,0	100	28,0	400	177,8	7.00	2,38	1.60		100



# Petroleum

## Suction & discharge

 Refer to warnings and safety information on pages N-1 – N-16.

Use of damaged hose or improper use may result in bodily injury or property damage. Please consult Eaton catalog or Technical Support for proper application.

### EHP505

### Channeled petroleum/oil suction & discharge



#### Construction:

**Tube:** NBR blend

**Reinforcement:** High-tensile synthetic textile dual steel helical wires and dual anti-static copper wire

**Cover:** Channeled CR blend

#### Operating temperature:

-30°C to +70°C  
(-22°F to +158°F)

#### Application:

- For suction and discharge of petroleum

For use with petroleum products with aromatic content up to 50%









#### Markets:

- Petroleum industry
- Paper/pulp industry
- Oil and gas exploration
- Ship building
- Tank trucks
- Waste hauling

#### Type of couplings:

- Cam and groove
- Combination nipple

Contact coupling manufacturer for attachment procedure and other coupling recommendations

# Part No.			 Hose I.D.			 Hose O.D.		 Max Oper Pressure		 Burst Pressure		 Minimum Bend Radius		 Vacuum		 Weight		 Length	
	mtr	ft	DN	mm	in	mm	in	bar	psi	bar	psi	mm	in	kPa	in/Hg	kg/m	lbs/ft	mtr	ft
EHP505-12-	MXX	100	19	19,0	0.75	29,0	1.14	10,5	150	31	450	50	1.97	94,8	28	0,49	0.33	40-61	100
EHP505-16-	MXX	100	25	25,4	1.00	35,0	1.38	10,5	150	31	450	70	2.76	94,8	28	0,60	0.40	40-61	100
EHP505-20-	MXX	100	31	31,8	1.25	42,0	1.65	10,5	150	31	450	90	3.54	94,8	28	0,81	0.54	40-61	100
EHP505-24-	MXX	100	38	38,1	1.50	48,0	1.89	10,5	150	31	450	105	4.13	94,8	28	0,95	0.64	40-61	100
EHP505-32-	MXX	100	51	50,8	2.00	63,0	2.48	10,5	150	31	450	150	5.91	94,8	28	1,58	1.06	40-61	100
EHP505-40-	MXX	100	60	63,5	2.50	74,0	2.91	10,5	150	31	450	185	7.28	94,8	28	1,79	1.20	40-61	100
EHP505-48-	MXX	100	80	76,2	3.00	90,0	3.54	10,5	150	31	450	220	8.66	94,8	28	2,57	1.73	40-61	100
EHP505-64-	MXX	100	102	101,6	4.00	117,5	4.63	10,5	150	31	450	300	11.81	94,8	28	4,23	2.84	40-61	100
EHP505-80-	MXX	100	130	127,0	5.00	146,0	5.75	10,5	150	31	450	400	15.75	80,0	24	6,02	4.05	40-61	100
EHP505-96-	MXX	100	150	152,4	6.00	172	6.77	10,5	150	31	450	550	21.65	80,0	24	7,06	4.75	40-61	100

### EHP517

### Petroleum/oil discharge

TS EN12115 NBR Type D



#### Construction:

**Tube:** NBR blend

**Reinforcement:** High-tensile synthetic textile and dual anti-static copper wire

**Cover:** NBR blend

#### Operating temperature:

-20°C to +70°C  
(-4°F to +158°F)

#### Application:

- For discharge of petroleum products

For use with petroleum products with aromatic content up to 50%








#### Markets:

- Petroleum industry
- Paper/pulp industry
- Oil and gas exploration
- Ship building
- Tank trucks
- Waste hauling

#### Type of couplings:


- Cam and groove
- Combination nipple

Contact coupling manufacturer for attachment procedure and other coupling recommendations

#																	
Part No.			Hose I.D.			Hose O.D.		Max Oper Pressure		Burst Pressure		Minimum Bend Radius		Weight		Length	
	mtr	ft	DN	mm	in	mm	in	bar	psi	bar	psi	mm	in	kg/m	lbs/ft	mtr	ft
EHP517-12-	MXX	100	19	19,0	0,75	31	1.22	16,0	230	64,0	920	125	4.92	0,63	0.42	40-61	100
EHP517-16-	MXX	100	25	25,4	1.00	37	1.46	16,0	230	64,0	920	150	5.91	0,78	0.52	40-61	100
EHP517-20-	MXX	100	31	32,0	1.25	44	1.73	16,0	230	64,0	920	175	6.89	0,97	0.65	40-61	100
EHP517-24-	MXX	100	38	38,0	1.50	51	2.01	16,0	230	64,0	920	225	8.86	1,22	0.82	40-61	100
EHP517-32-	MXX	100	51	50,8	2.00	67	2.64	16,0	230	64,0	920	275	10.83	2,01	1.35	40-61	100
EHP517-40-	MXX	100	60	63,5	2.50	79	3.11	16,0	230	64,0	920	300	11.81	2,31	1.55	40-61	100
EHP517-48-	MXX	100	80	76,2	3.00	92	3.62	16,0	230	64,0	920	350	13.78	2,78	1.87	40-61	100
EHP517-64-	MXX	100	102	101,6	4.00	118	4.65	16,0	230	64,0	920	450	17.72	3,82	2.57	40-61	100

# Petroleum

## Discharge

 Refer to warnings and safety information on pages N-1 – N-16.

Use of damaged hose or improper use may result in bodily injury or property damage. Please consult Eaton catalog or Technical Support for proper application.

### EHP501

### Petroleum/oil discharge



#### Construction:

**Tube:** NBR blend

**Reinforcement:** High-tensile synthetic textile and dual anti-static copper wire

**Cover:** NBR blend

#### Operating temperature:

-30°C to +70°C  
(-22°F to +158°F)

#### Application:

- For discharge of petroleum products

For use with petroleum products with aromatic content up to 50%







#### Markets:

- Petroleum industry
- Paper/pulp industry
- Oil and gas exploration
- Ship building
- Tank trucks
- Waste hauling

#### Type of couplings:

- Cam and groove
- Combination nipple

Contact coupling manufacturer for attachment procedure and other coupling recommendations

#															
Part No.			Hose I.D.			Hose O.D.		Max Oper Pressure		Burst Pressure		Weight		Length	
	mtr	ft	DN	mm	in	mm	in	bar	psi	bar	psi	kg/m	lbs/ft	mtr	ft
EHP501-16-	MXX	100	25	25,4	1.00	35	1.38	10,5	150	31,0	450	0,57	0.38	40-61	100
EHP501-20-	MXX	100	31	32,0	1.25	42	1.65	10,5	150	31,0	450	0,72	0.48	40-61	100
EHP501-24-	MXX	100	38	38,0	1.50	48	1.89	10,5	150	31,0	450	0,86	0.58	40-61	100
EHP501-28-	MXX	100	45	44,5	1.75	55	2.17	10,5	150	31,0	450	1,06	0.71	40-61	100
EHP501-32-	MXX	100	51	50,8	2.00	62	2.44	10,5	150	31,0	450	1,28	0.86	40-61	100
EHP501-40-	MXX	100	60	63,5	2.50	75	2.95	10,5	150	31,0	450	1,63	1.10	40-61	100
EHP501-48-	MXX	100	80	76,2	3.00	88	3.46	10,5	150	31,0	450	1,98	1.33	40-61	100
EHP501-56-	MXX	100	90	90,0	3.50	104	4.09	10,5	150	31,0	450	2,72	1.53	40-61	100
EHP501-64-	MXX	100	102	101,6	4.00	116	4.57	10,5	150	31,0	450	3,19	2.14	40-61	100
EHP501-80-	MXX	100	130	127,0	5.00	143	5.63	10,5	150	31,0	450	4,46	3.00	40-61	100
EHP501-96-	MXX	100	150	152,4	6.00	168	6.61	10,5	150	31,0	450	5,25	3.53	40-61	100

\*Product also available in GY=Gray and RD= Red

# Specialty

## Fire fighting

H5751 & H5752 Chemical Booster .....J-4

## Steel mill

EHN002 Steel Mill FG Cooling Water Transfer .....J-5

EHN003 Steel Mill Non-Flammable HD  
Cooling Water Transfer .....J-6

EHN004 Steel Mill Heavy Duty White  
Cooling Water Transfer .....J-7

EHN005 Steel Mill Medium Duty  
Cooling Water Transfer .....J-8

EHN006 Steel Mill Heavy Duty Ceramic Coated .....J-9

EHN007 Steel Mill Fiberglass Steam Transfer .....J-10

## Road construction

H0372 BLACKCAT™ Hot tar & asphalt .....J-11

H9603 Hot tar pumping .....J-12

EHK009 Asphalt suction & discharge.....J-13

## Specialized

H969 Hydrocarbon drain .....J-14



## Fire fighting

**H5751 & H5752 Chemical booster**

**Application:** Pressure booster hose on fire fighting equipment  
**Tube:** Synthetic rubber  
**Reinforcement:** 2-textile braid  
**Cover:** Synthetic rubber  
**Temp:** -40°C to +82°C, (-40°F to +180°F)  
**Pressure:** 55 bar / 800 psi

**EHN007 Steel mill fiberglass steam transfer**

**Application:** Discharge of cooling water  
**Tube:** EPM  
**Reinforcement:** High-tensile synthetic textile  
**Cover:** Synthetic rubber and glass fiber  
**Temp:** -20°C to +165°C, (-4°F to +329°F)  
**Pressure:** 7 bar / 100 psi

## Steel mill

**EHN002 Steel mill FG cooling water transfer**

**Application:** Cooling water transfer  
**Tube:** Synthetic rubber  
**Reinforcement:** High-tensile synthetic textile  
**Cover:** Impregnated synthetic rubber  
**Temp:** -25°C to +75°C, (-13°F to +158°F)  
**Pressure:** 7 bar / 100 psi

**EHN003 Steel mill non-flammable HD cooling water transfer**

**Application:** Discharge of cooling water  
**Tube:** EPDM  
**Reinforcement:** High-tensile synthetic textile  
**Cover:** EPDM rubber and glass fiber  
**Temp:** -40°C to +120°C, (-40°F to +248°F)  
**Pressure:** 10,5 bar / 150 psi

**EHN004 Steel mill heavy duty white cooling water transfer**

**Application:** Discharge of cooling water  
**Tube:** EPDM **Reinforcement:** High-tensile synthetic textile  
**Cover:** EPDM rubber and glass fiber  
**Temp:** -40°C to +125°C, (-40°F to +257°F)  
**Pressure:** 10,5 bar / 150 psi

**EHN005 Steel mill medium duty cooling water transfer**

**Application:** Cooling water systems in steel mills and foundries  
**Tube:** EPDM rubber  
**Reinforcement:** High-tensile synthetic textile  
**Cover:** Synthetic rubber and 2 glass fiber  
**Temp:** -40°C to +125°C, (-40°F to +257°F)  
**Pressure:** 6 bar / 85 psi

**EHN006 Steel mill heavy duty ceramic coated**

**Application:** Transfer of water and hot water where hose needs to be resistant to heat  
**Tube:** EPDM rubber **Reinforcement:** High-tensile synthetic textile  
**Cover:** Ceramic coated EPDM rubber  
**Temp:** -40°C to +125°C, (-40°F to +257°F)  
**Pressure:** 25 bar / 365 psi

## Road construction

**H0372 BLACKCAT™ Hot tar & asphalt**

**Application:** Suction & discharge of tar and asphalt  
**Tube:** Nitrile  
**Reinforcement:** 2-ply fiberglass with helical wire  
**Cover:** Neoprene  
**Temp:** +177°C Intermittent, (+350°F) up to +400°F  
**Pressure:** 13,8 bar / 200 psi

**H9603 Hot tar pumping**

**Application:** Hot tar projects  
**Tube:** Nitrile (RMA Class A)  
**Reinforcement:** 2-wire braid  
**Cover:** Pin-pricked CPE  
**Temp:** +177°C Intermittent, (+350°F)  
**Pressure:** 17,2 bar / 250 psi

**EHK009 Asphalt s & d**

**Application:** Suction & discharge of tar and asphalt  
**Tube:** Synthetic rubber  
**Reinforcement:** High-tensile synthetic textile dual helical wire with anti-static copper wire  
**Cover:** Synthetic rubber  
**Temp:** -40°C to +180°C, (-40°F to +356°F)  
**Pressure:** 18 bar / 260 psi

## Specialized - Hydrocarbon

**H969 Hydrocarbon drain**

**Application:** Hydrocarbon drain service  
**Tube:** Nitrile (RMA Class A)  
**Reinforcement:** 2-wire braid  
**Cover:** Pin-pricked chlorinated polyethylene  
**Temp:** +177°C, (+350°F)  
**Pressure:** 21 bar / 300 psi



### Remove the guesswork from selecting, buying and using critical application hose

- When you're handling easily contaminated or hazardous material, it is critical to select the proper hose. The high visibility branding and color coding of Eaton removes the guesswork for hose selection.

### Environmental resistance

- The tube and cover materials of Eaton industrial hose products are designed to assure maximum hose life at a superior value to the customer. Specialty service Eaton hoses are sophisticated transfer products for demanding jobs. Exceptional aging, weathering and heat resistant properties keep the hose flexible and easy to use.

### Permanent branding for easy identification

- The name of the hose and the working pressure are molded into the hose cover can't rub off. This makes hose selection on the job quicker, easier and safer.

### The Eaton reputation for quality

- Your assurance of dependable performance.

## Specialty hose - Safety information

### Important!

**⚠ WARNING:** Testing can be dangerous and should be done only by trained personnel using proper tools and procedures. Failure to follow such procedures might result in serious injury, death, or damage to property.

**⚠ WARNING:** Failure to properly follow the manufacturer's recommended procedures for the care, maintenance, and storage of a particular hose may result in its failure to perform in the manner intended and may result in serious injury, death, or damage to property.

**⚠ WARNING:** Do not use chemical hose at temperatures or pressures above those recommended by the manufacturer. All operators must be thoroughly trained in the care and use of this hose and must at all times wear protective clothing. A hose or system failure could cause the release of a poisonous, corrosive or flammable material.

**⚠ WARNING:** Consult with the Coupling Manufacturer to make sure you choose the correct coupling and proper assembly for the application. Such matching of hose and couplings, and assembling of couplings, should be performed only by trained personnel using proper tools and procedures. Failure to follow manufacturer's instructions or failure to use trained personnel may result in serious bodily injury and/or property damage.

**⚠ WARNING:** Never use a hose to transfer material it is not specifically meant to transfer. Doing so could deteriorate the hose and result in leaking, hose bursting, or end blow-offs. This could lead to serious personal injury or death. Always transfer material in a hose that is designed specifically to transfer that material. This information is listed in this catalog.

**⚠ WARNING:** Consider both working pressure and pressure surges when determining "maximum" pressure. Failure to select a hose that meets both these requirements could lead to end blow-offs, hose leakage, and hose bursting. The result could be serious injury or death. The Eaton industrial hose you choose must meet or exceed the required working pressure, and must have a safety factor to allow for surge pressure.


**⚠ WARNING:** Do not use hose at temperatures that exceed the hose temperature rating. Doing so could deteriorate the hose, leading to leaks, hose bursting, and end blow-offs. This could result in serious personal injury or death.

**⚠ WARNING:** Selection of the proper hose for the application is essential to the proper operation and safe use of the hose and related equipment. Inadequate attention to selection of hose for the application can result in serious bodily injury or property damage. In order to avoid serious bodily injury or property damage resulting from selection of the wrong hose, you should carefully review the information in this catalog.



# Specialty

## Fire fighting

 Refer to warnings and safety information on pages N-1 – N-16.

Use of damaged hose or improper use may result in bodily injury or property damage. Please consult Eaton catalog or Technical Support for proper application.

### H5751 & H5752

### Chemical booster



#### Construction:

**Tube:** Synthetic rubber

**Reinforcement:** 2 textile braid

**Cover:** Synthetic rubber

#### Operating temperature:

-40°C to +82°C  
(-40°F to +180°F)

#### Application:

- For pressure booster hose on fire fighting equipment







#### Markets:

- Fire fighting

#### Type of couplings:

- Spanner hole type
- Barway

Contact coupling manufacturer for attachment procedure and other coupling recommendations

#															
Part No.			Hose I.D.			Hose O.D.		Max Oper Pressure		Burst Pressure		Weight		Length	
H5751	mtr	ft	DN	mm	in	mm	in	bar	psi	bar	psi	kg/m	lbs/ft	mtr	ft
H5751-*		50 or 100	19	19,0	0.75	31,8	1.25	55,0	800	165	2400	0,83	0.56		50, 100
H5751-*		150 or 200	19	19,0	0.75	31,8	1.25	55,0	800	165	2400	0,83	0.56		150, 200
<b>H5752</b>															
H5752-*		50 or 100	25	25,4	1.00	40,5	1.59	55,0	800	165	2400	1,20	0.81		50, 100
H5752-*		150 or 200	25	25,4	1.00	40,5	1.59	55,0	800	165	2400	1,20	0.81		150, 200

\*Product is available as a MTO—Make to Order

### EHN002

### Steel mill FG cooling water transfer

(Outside Temperature up to 600°C)



#### Construction:

**Tube:** Synthetic rubber

**Reinforcement:** High-tensile synthetic textile

**Cover:** Impregnated synthetic rubber

#### Operating temperature:

-25°C to +75°C  
(-13°F to +158°F)

#### Application:

- For cooling water transfer

#### Markets:

- Steel mill
- Foundries


#### Type of couplings:

Contact coupling manufacturer for coupling selection and installation

#	Part No.		Hose I.D.			Hose O.D.		Max Oper Pressure		Burst Pressure		Weight		Length	
			DN	mm	in	mm	in	bar	psi	bar	psi	kg/m	lbs/ft	mtr	ft
EHN002-06-	M61	100	10	9,5	0.38	20,0	0.79	7,0	100	20,7	300	0,31	0.21	61	100
EHN002-08-	M61	100	12	12,7	0.50	22,0	0.87	7,0	100	20,7	300	0,36	0.24	61	100
EHN002-10-	M61	100	16	15,9	0.62	25,0	0.98	7,0	100	20,7	300	0,44	0.30	61	100
EHN002-12-	M61	100	19	19,0	0.75	29,0	1.14	7,0	100	20,7	300	0,52	0.35	61	100
EHN002-16-	M61	100	25	25,4	1.00	35,0	1.38	7,0	100	20,7	300	0,64	0.43	61	100
EHN002-20-	M61	100	31	31,8	1.25	41,5	1.63	7,0	100	20,7	300	0,85	0.57	61	100
EHN002-24-	M61	100	38	38,1	1.50	50,0	1.97	7,0	100	20,7	300	0,97	0.65	61	100
EHN002-28-	M61	100	45	44,5	1.75	55,0	2.17	7,0	100	20,7	300	1,22	0.82	61	100
EHN002-32-	M61	100	51	50,8	2.00	63,0	2.48	7,0	100	20,7	300	1,40	0.94	61	100
EHN002-40-	M61	100	60	63,5	2.50	76,0	2.99	7,0	100	20,7	300	2,04	1.37	61	100
EHN002-48-	M61	100	80	76,2	3.00	89,0	3.50	7,0	100	20,7	300	2,54	1.71	61	100
EHN002-64-	M61	100	102	101,6	4.00	115,0	4.53	7,0	100	20,7	300	3,31	2.23	61	100
EHN002-80-	M61	100	130	127,0	5.00	145,0	5.71	7,0	100	20,7	300	5,16	3.47	61	100

# Specialty

## Steel mill

 Refer to warnings and safety information on pages N-1 – N-16.

Use of damaged hose or improper use may result in bodily injury or property damage. Please consult Eaton catalog or Technical Support for proper application.

### EHN003

### Steel mill non-flammable heavy duty cooling water transfer



#### Construction:

**Tube:** EPDM

**Reinforcement:** High-tensile synthetic textile

**Cover:** EPDM rubber and glass fiber

#### Operating temperature:

-40°C to +120°C

(-40°F to +248°F)

#### Application:







- For discharge of cooling water

#### Markets:

- Steel mill
- Foundries

#### Type of couplings:

Contact coupling manufacturer for coupling selection and installation

#															
Part No.			Hose I.D.			Hose O.D.		Max Oper Pressure		Burst Pressure		Weight		Length	
	mtr	ft	DN	mm	in	mm	in	bar	psi	bar	psi	kg/m	lbs/ft	mtr	ft
EHN003-06-	MXX	100	10	9,5	0.38	19	0.75	10,5	150	31,0	450	0,28	0.19	40-61	100
EHN003-08-	MXX	100	12	12,7	0.50	22	0.87	10,5	150	31,0	450	0,36	0.24	40-61	100
EHN003-12-	MXX	100	19	19,0	0.75	32	1.26	10,5	150	31,0	450	0,70	0.47	40-61	100
EHN003-16-	MXX	100	25	25,4	1.00	38	1.50	10,5	150	31,0	450	0,83	0.32	40-61	100
EHN003-20-	MXX	100	31	31,8	1.25	47	1.85	10,5	150	31,0	450	1,24	0.83	40-61	100
EHN003-24-	MXX	100	38	38,1	1.50	54	2.13	10,5	150	31,0	450	1,53	1.03	40-61	100
EHN003-28-	MXX	100	45	44,5	1.75	61	2.40	10,5	150	31,0	450	1,83	1.23	40-61	100
EHN003-32-	MXX	100	51	50,8	2.00	69	2.72	10,5	150	31,0	450	2,36	1.59	40-61	100
EHN003-40-	MXX	100	60	63,5	2.50	80	3.15	10,5	150	31,0	450	2,61	1.75	40-61	100
EHN003-48-	MXX	100	80	76,2	3.00	94	3.70	10,5	150	31,0	450	3,11	2.09	40-61	100
EHN003-64-	MXX	100	102	101,6	4.00	122	4.80	10,5	150	31,0	450	4,72	3.17	40-61	100

Resistance  $\leq 1 \times 10^9 \Omega/\text{m}$

### EHN004

### Steel mill heavy duty cooling water transfer

(Outside temperature up to 600°C)



#### Construction:

**Tube:** EPDM

**Reinforcement:** High-tensile synthetic textile

**Cover:** EPDM rubber and glass fiber

#### Operating temperature:

-40°C to +125°C  
(-40°F to +257°F)

#### Application:







- For discharge of cooling water

#### Markets:

- Steel mill
- Foundries

#### Type of couplings:


Contact coupling manufacturer for coupling selection and installation

#															
Part No.			Hose I.D.			Hose O.D.		Max Oper Pressure		Burst Pressure		Weight		Length	
	mtr	ft	DN	mm	in	mm	in	bar	psi	bar	psi	kg/m	lbs/ft	mtr	ft
EHN004-08-	MXX	100	12	12,7	0.50	22	0.87	10,5	150	31,0	450	0,34	0.23	40-61	100
EHN004-10-	MXX	100	16	15,9	0.62	26	1.02	10,5	150	31,0	450	0,44	0.30	40-61	100
EHN004-12-	MXX	100	19	19,0	0.75	30	1.18	10,5	150	31,0	450	0,57	0.38	40-61	100
EHN004-16-	MXX	100	25	25,4	1.00	37	1.46	10,5	150	31,0	450	0,74	0.50	40-61	100
EHN004-20-	MXX	100	31	31,8	1.25	45	1.77	10,5	150	31,0	450	0,99	0.67	40-61	100
EHN004-24-	MXX	100	38	38,1	1.50	52	2.05	10,5	150	31,0	450	1,24	0.83	40-61	100
EHN004-28-	MXX	100	45	44,5	1.75	59	2.32	10,5	150	31,0	450	1,49	1.00	40-61	100
EHN004-32-	MXX	100	51	50,8	2.00	65	2.56	10,5	150	31,0	450	1,64	1.10	40-61	100
EHN004-40-	MXX	100	60	63,5	2.50	79	3.11	10,5	150	31,0	450	2,15	1.45	40-61	100
EHN004-48-	MXX	100	80	76,2	3.00	94	3.70	10,5	150	31,0	450	3,02	2.03	40-61	100
EHN004-64-	MXX	100	102	101,6	4.00	120	4.72	10,5	150	31,0	450	3,96	2.66	40-61	100

Resistance  $\leq 1 \times 10^9 \Omega/\text{m}$

# Specialty

## Steel mill

 Refer to warnings and safety information on pages N-1 – N-16.

Use of damaged hose or improper use may result in bodily injury or property damage. Please consult Eaton catalog or Technical Support for proper application.

### EHN005

### Steel mill medium duty cooling water transfer



#### Construction:

**Tube:** EPDM rubber  
**Reinforcement:** High-tensile synthetic textile  
**Cover:** Synthetic rubber and 2 glass fiber

#### Operating temperature:

-40°C to +125°C  
 (-40°F to +257°F)

#### Application:







- For cooling water systems in steel mills and foundries

#### Markets:

- Steel mill
- Foundries

#### Type of couplings:

Contact coupling manufacturer for coupling selection and installation

#															
Part No.			Hose I.D.			Hose O.D.		Max Oper Pressure		Burst Pressure		Weight		Length	
	mtr	ft	DN	mm	in	mm	in	bar	psi	bar	psi	kg/m	lbs/ft	mtr	ft
EHN005-64-	M20	20	102	101,6	4.00	130	5.12	6,0	85	18,0	260	6,86	4.61	20	20
EHN005-80-	M20	20	130	127,0	5.00	155	6.10	6,0	85	18,0	260	8,36	5.62	20	20
EHN005-96-	M20	20	150	152,4	6.00	181	7.13	6,0	85	18,0	260	9,92	6.67	20	20
EHN005-128-	M20	20	200	203,2	8.00	232	9.13	6,0	85	18,0	260	12,73	8.56	20	20
EHN005-160-	M20	20	250	254,0	10.00	282	11.10	6,0	85	18,0	260	15,50	10.42	20	20

### EHN006

### Steel mill heavy duty ceramic coated



#### Construction:

**Tube:** EPDM rubber

**Reinforcement:** High-tensile synthetic textile

**Cover:** Ceramic coated EPDM rubber

#### Operating temperature:

-40°C to +125°C  
(-40°F to +257°F)

#### Application:

- For transfer of water and hot water where hose needs to be resistant to heat

#### Markets:

- Steel mill
- Foundries

#### Type of couplings:


Contact coupling manufacturer for coupling selection and installation

#	Part No.		Hose I.D.			Hose O.D.		Max Oper Pressure		Burst Pressure		Weight		Length	
			DN	mm	in	mm	in	bar	psi	bar	psi	kg/m	lbs/ft	mtr	ft
EHN006-08-	MXX	100	12	12,7	0.50	24	0.95	25,0	365	100	1450	0,42	0.28	40-61	100
EHN006-12-	MXX	100	19	19,0	0.75	30	1.18	25,0	365	100	1450	0,57	0.38	40-61	100
EHN006-16-	MXX	100	25	25,4	1.00	38	1.50	25,0	365	100	1450	0,83	0.56	40-61	100
EHN006-20-	MXX	100	31	31,8	1.25	46	1.81	25,0	365	100	1450	1,14	0.77	40-61	100
EHN006-24-	MXX	100	38	38,1	1.50	52	2.05	25,0	365	100	1450	1,32	0.89	40-61	100
EHN006-28-	MXX	100	45	44,5	1.75	60	2.36	25,0	365	100	1450	1,75	1.18	40-61	100
EHN006-32-	MXX	100	51	50,8	2.00	67	2.64	25,0	365	100	1450	2,25	1.51	40-61	100
EHN006-40-	MXX	100	60	63,5	2.50	81	3.19	25,0	365	100	1450	2,53	1.70	40-61	100
EHN006-48-	MXX	100	80	76,2	3.00	95	3.74	25,0	365	100	1450	3,25	2.18	40-61	100
EHN006-64-	MXX	100	102	101,6	4.00	123	4.84	25,0	365	100	1450	5,30	3.56	40-61	100



# Specialty

## Steel mill

 Refer to warnings and safety information on pages N-1 – N-16.

Use of damaged hose or improper use may result in bodily injury or property damage. Please consult Eaton catalog or Technical Support for proper application.

### EHN007

### Steel mill fiberglass steam transfer

(Outside Temperature up to 600°C)



#### Construction:

**Tube:** EPM

**Reinforcement:** High-tensile synthetic textile

**Cover:** Synthetic rubber and glass fiber

#### Operating temperature:

-20°C to +165°C

(-4°F to +329°F)

#### Application:







- For discharge of cooling water

#### Markets:

- Steel mill
- Foundries

#### Type of couplings:

Contact coupling manufacturer for coupling selection and installation

#															
Part No.			Hose I.D.			Hose O.D.		Max Oper Pressure		Burst Pressure		Weight		Length	
	mtr	ft	DN	mm	in	mm	in	bar	psi	bar	psi	kg/m	lbs/ft	mtr	ft
EHN007-08-	MXX	100	12	12,7	0.50	24,0	0.95	7,0	100	70,0	1000	0,41	0.28	40-61	100
EHN007-10-	MXX	100	16	15,9	0.62	30,0	1.18	7,0	100	70,0	1000	0,65	0.44	40-61	100
EHN007-12-	MXX	100	19	19,0	0.75	33,0	1.30	7,0	100	70,0	1000	0,71	0.48	40-61	100
EHN007-16-	MXX	100	25	25,4	1.00	39,5	1.56	7,0	100	70,0	1000	0,82	0.55	40-61	100
EHN007-20-	MXX	100	31	31,8	1.25	47,0	1.85	7,0	100	70,0	1000	1,15	0.77	40-61	100
EHN007-24-	MXX	100	38	38,1	1.50	53,0	2.09	7,0	100	70,0	1000	1,35	0.91	40-61	100
EHN007-28-	MXX	100	45	44,5	1.75	60,0	2.36	7,0	100	70,0	1000	1,57	1.06	40-61	100
EHN007-32-	MXX	100	51	50,8	2.00	67,5	2.66	7,0	100	70,0	1000	1,97	1.32	40-61	100
EHN007-40-	MXX	100	60	63,5	2.50	81,0	3.19	7,0	100	70,0	1000	2,51	1.69	40-61	100
EHN007-48-	MXX	100	80	76,2	3.00	98,0	3.86	7,0	100	70,0	1000	3,66	2.46	40-61	100
EHN007-64-	MXX	100	102	101,6	4.00	124,0	4.88	7,0	100	70,0	1000	4,83	3.25	40-61	100

## H0372

## BLACKCAT™ Hot tar & asphalt



### Construction:

**Tube:** Nitrile

**Reinforcement:** 2-ply fiberglass with helical wire

**Cover:** Neoprene

### Operating temperature:

+177°C Intermittent  
(+350°F)

Handle intermittent temperature of hot tar and asphalt up to +400°F

### Application:

- For suction & discharge of tar and asphalt









### Markets:

- Road construction
- Roof construction

### Type of couplings:

- Cam and groove
- Combination nipple

Contact coupling manufacturer for attachment procedure and other coupling recommendations


#																			
Part No.				Hose I.D.		Hose O.D.		Max Oper Pressure		Burst Pressure		Minimum Bend Radius		Vacuum		Weight		Length	
	mtr	ft	DN	mm	in	mm	in	bar	psi	bar	psi	mm	in	kPa	in/Hg	kg/m	lbs/ft	mtr	ft
H037232-*		100	51	50,8	2.00	74,6	2.94	13,8	200	55,0	800	177,8	7.00	94,8	28	3,48	2.34		100
H037240-		100	60	63,5	2.50	87,3	3.44	13,8	200	55,0	800	254,0	10.00	94,8	28	4,24	2.85		100
H037248-*		100	80	76,2	3.00	97,6	3.84	13,8	200	55,0	800	254,0	10.00	94,8	28	4,95	3.33		100
H037264-		100	102	101,6	4.00	126,2	4.97	13,8	200	55,0	800	304,8	12.00	94,8	28	6,74	4.53		100

Product available in 50 ft. lengths.

\*\* Product available in 150 ft. lengths.

# Specialty


## Road construction

 Refer to warnings and safety information on pages N-1 – N-16.

Use of damaged hose or improper use may result in bodily injury or property damage. Please consult Eaton catalog or Technical Support for proper application.

### H9603

### Hot tar pumping



#### Construction:

**Tube:** Nitrile (RMA Class A)

**Reinforcement:** 2-wire braid

**Cover:** Pin-pricked CPE

#### Operating temperature:

+177°C Intermittent  
(+350°F)

#### Application:

- For hot tar projects

Note: Not for asphalt








#### Markets:

- Road construction
- Roof construction

#### Type of couplings:

- Cam and groove
- Combination nipple

Contact coupling manufacturer for attachment procedure and other coupling recommendations

#																	
Part No.		Hose I.D.				Hose O.D.		Max Oper Pressure		Burst Pressure		Minimum Bend Radius		Weight		Length	
	mtr	ft	DN	mm	in	mm	in	bar	psi	bar	psi	mm	in	kg/m	lbs/ft	mtr	ft
H960316-		50	25	25,4	1.00	39,7	1.56	17,2	250	172	2500	304,8	12.00	1,34	.90		50
H960316-		100	25	25,4	1.00	39,7	1.56	17,2	250	172	2500	304,8	12.00	1,34	.90		100
H960316-		150	25	25,4	1.00	39,7	1.56	17,2	250	172	2500	304,8	12.00	1,34	.90		150

## EHK009

## Asphalt suction & discharge



### Construction:

**Tube:** Synthetic rubber

**Reinforcement:** High-tensile synthetic textile dual helical wire with anti-static copper wire

**Cover:** Synthetic rubber

### Operating temperature:

-40°C to +180°C  
(-40°F to +356°F)

### Application:

- For suction and discharge of tar and asphalt









### Markets:

- Road construction
- Roof construction

### Type of couplings:


- Cam and groove
- Combination nipple

Contact coupling manufacturer for attachment procedure and other coupling recommendations

#																			
Part No.			Hose I.D.			Hose O.D.		Max Oper Pressure		Burst Pressure		Minimum Bend Radius		Vacuum		Weight		Length	
	mtr	ft	DN	mm	in	mm	in	bar	psi	bar	psi	mm	in	kPa	in/Hg	kg/m	lbs/ft	mtr	ft
EHK009-16-	MXX	100	25	25,4	1.00	43	1.69	18	260	54	780	115	4.53	94,8	28	1,24	0.83	40-61	100
EHK009-20-	MXX	100	31	31,8	1.25	50	1.97	18	260	54	780	150	5.91	94,8	28	1,50	1.01	40-61	100
EHK009-24-	MXX	100	38	38,1	1.50	56	2.20	18	260	54	780	180	7.09	94,8	28	1,83	1.23	40-61	100
EHK009-28-	MXX	100	45	44,5	1.75	64	2.52	18	260	54	780	220	8.66	94,8	28	2,34	1.57	40-61	100
EHK009-32-	MXX	100	51	50,8	2.00	71	2.80	18	260	54	780	250	9.84	94,8	28	2,78	1.87	40-61	100
EHK009-40-	MXX	100	60	63,5	2.50	83	3.27	10,5	150	31	450	320	12.60	94,8	28	3,13	2.10	40-61	100
EHK009-48-	MXX	100	80	76,2	3.00	97	3.81	10,5	150	31	450	400	15.75	94,8	28	4,11	2.76	40-61	100
EHK009-64-	MXX	100	102	101,6	4.00	126	4.96	10,5	150	31	450	520	20.47	94,8	28	6,17	4.15	40-61	100
EHK009-80-	MXX	100	130	127,0	5.00	153	6.02	10,5	150	31	450	680	26.77	94,8	28	8,15	5.48	40-61	100
EHK009-96-	MXX	100	150	152,4	6.00	179	7.05	10,5	150	31	450	850	33.46	94,8	28	10,23	6.88	40-61	100

# Specialty

## Hydrocarbon

 Refer to warnings and safety information on pages N-1 – N-16.

Use of damaged hose or improper use may result in bodily injury or property damage. Please consult Eaton catalog or Technical Support for proper application.

### H969

### Hydrocarbon drain



#### Construction:

**Tube:** Nitrile (RMA Class A)

**Reinforcement:** 2-wire braid

**Cover:** Pin-pricked chlorinated polyethylene

#### Operating temperature:

-40°C to +177°C  
(-40°F to +350°F)

#### Application:

- For hydrocarbon drain service







#### Markets:

- Petroleum

#### Type of couplings:

- Boss Male
- Ground joint female

Contact coupling manufacturer for attachment procedure and other coupling recommendations

#															
Part No.			Hose I.D.			Hose O.D.		Max Oper Pressure		Burst Pressure		Weight		Length	
	mtr	ft	DN	mm	in	mm	in	bar	psi	bar	psi	kg/m	lbs/ft	mtr	ft
H969012-		50	19	19,0	0.75	34,1	1.34	21,0	300	207	3000	0,89	0.60		50

# Steam

## Steam hose

EH084 STEAM SLAYER™.....	K-6	EHS006 Steel Wire Reinforced Steam .....	K-10
H0084 Concord Standard .....	K-7	H9568 Concord 250 Steam .....	K-11
EHS010 Steel Steam.....	K-8	EHS001 Industrial Steam .....	K-12
EHS007 Steel Wire Reinforced Steam .....	K-9	H969 Hydrocarbon Drain.....	K-13





# Steam

## Steam hose

### EH084 STEAM SLAYER™



**Application:** Transfer of steam for processing products & cleaning equipment  
**Tube:** Special chlorobutyl blend  
**Reinforcement:** 2-wire braid  
**Cover:** Pin-pricked EPDM  
**Temp:** -40°C to +208°C, (-40°F to +407°F)  
 For superheated steam, +232°C (+450°F)  
**Pressure:** 17,2 bar / 250 psi

### H0084 Concord Standard



**Application:** Transfer of steam for processing products & cleaning equipment  
**Tube:** Special chlorobutyl blend  
**Reinforcement:** 2-wire braid with stainless steel anti-static wire  
**Cover:** Pin-pricked EPDM  
**Temp:** Maximum Operating: +232°C (+450°F)  
**Pressure:** 17,2 bar / 250 psi

### EHS010 Steel Steam



**Application:** Transfer of steam for processing products & cleaning equipment  
**Tube:** EPDM  
**Reinforcement:** High-tensile steel wire cords and steel wire helix  
**Cover:** Red EPDM; abrasion: heat, steam, weather and ozone resistant  
**Temp:** Maximum Operating: +200°C (+392°F)  
**Pressure:** 7-10 bar / 102-145 psi

### EHS007 Steel Wire Reinforced Steam, ISO 6134-2B



**Application:** Transfer of steam for processing products & cleaning equipment  
**Tube:** EPM  
**Reinforcement:** High-tensile steel wire cords  
**Cover:** Pin-pricked, oil-resistant synthetic rubber  
**Temp:** -40°C to +208°C (-40°F to +406°F)  
**Pressure:** 18 bar / 261 psi

### EHS006 Steel Wire Reinforced Steam, ISO 6134-2A



**Application:** Transfer of steam for processing products & cleaning equipment  
**Tube:** EPM  
**Reinforcement:** High-tensile steel wire cords  
**Cover:** Pin-pricked synthetic rubber  
**Temp:** -40°C to +208°C (-40°F to +406°F)  
**Pressure:** 18 bar / 261 psi

### H9568 Concord 250 Steam



**Application:** Transfer of steam for processing products & cleaning equipment  
**Tube:** EPDM **Reinforcement:** 2-wire braid **Cover:** Pin-pricked EPDM  
**Temp:** Maximum Operating: +232°C (+450°F)  
**Pressure:** 17,2 bar / 250 psi

### EHS001 Industrial Steam, BS 5342 Type 2 Class A



**Application:** Transfer of steam for processing products & cleaning equipment  
**Tube:** EPM **Reinforcement:** High-tensile steel wire **Cover:** Pin-pricked EPM  
**Temp:** -40°C to +208°C, (-40°F to +407°F)  
**Pressure:** 17,2 bar / 250 psi

### H969 Hydrocarbon Drain



**Application:** Hydrocarbon drain service  
**Tube:** Nitrile (RMA Class A) **Reinforcement:** 2-wire braid **Cover:** CPE  
**Temp:** Maximum Operating: +176°C (+350°F)  
**Pressure:** 20,7 bar / 300 psi

# Steam

## Introduction and Safety Information



### Heat resisting Patrex or EPDM tubes

- Eaton products' exclusive elastomers with superior heat resistance provide for longer service life...and will resist flaking rubber particles (popcorning) and will handle most steam cleaner detergents.

### Hi-strength steel wire braided reinforcement

- Keeps the hose limber and easy to handle. Adds versatility... hot water cleaning to high-pressure process steam service.

### EPDM or oil resistant

- Stand up to the dragging, scuffing and abuse found in many applications.

### Covers

- Ensures maximum service life and value. Exceptional aging, weathering, and heat resisting properties keep the hose flexible and easy to use.

### Permanent branding for easy identification

- The name of the hose and the working pressure are molded into the hose cover...can't rub off. This lets the operator know that the hose is for steam service.

### The Eaton brand reputation for quality

- Your assurance of dependable performance.

## Steam hose - Safety information

### Important!

**⚠ WARNING:** Exposure to steam is hazardous. If not properly controlled, steam can cause property damage, serious bodily injury, or death. In order to avoid property damage, serious injury, or death, you must select the proper steam hose for the given application. Also, proper installation, usage and maintenance of the steam hose you select will contribute to increased operator safety.

**⚠ WARNING:** Failure to properly follow the manufacturer's recommended procedures for the care, maintenance and storage of a particular hose may result in its failure to perform in the manner intended and may result in serious injury, death, and damage to property.

**⚠ WARNING:** Only specially trained persons should engage in applications or testing procedures that require particular skills. Failure to do so may result in damage to the hose products or to other property and more importantly, may result in serious injury.

**⚠ WARNING:** Steam heat is hotter than 212°F (boiling water) and increases in temperature as pressure increases. See safety information in this catalog.

# Steam

## Safety tips

### Safety tips

#### Common sense with steam hose

- Provide operators with adequate safety clothing. Include gloves, rubber boots, full length protective clothing and eye protection. The objective is to provide protection from scalding burns resulting from splash back of steam or hot water.
- Ensure that the work area is free of tripping hazards and other clutter.
- Check the tightness of the coupling with each use.
- Do not allow the hose to remain pressurized when not in service. Turning off the pressure can provide dramatic increases in steam hose service life.
- Periodic maintenance of steam hose can pay big dividends. All steam hoses are expected to wear out in time. It is important to continually be on the lookout for hose that has deteriorated to the point where it can no longer provide safe service. The following guidelines can help in that determination.

#### Make your selection with safety in mind

- Be sure to select a hose identified as steam hose.
- Hose identification should be in the form of permanent branding on the hose outer cover, not just on the package.
- You must identify the type of service the steam hose is required to accomplish.
  - a) Is the hose manually handled?
  - b) What is the anticipated frequency of use?
  - c) What is the actual pressure of the steam service?
  - d) Is it subject to surges or peak pressures?
  - e) What is the temperature of the steam?
  - f) Saturated (wet) or superheated (dry) steam?
  - g) What are the external conditions in the area where the hose will be used?
- You should recognize that spillage or accumulations of corrosive chemicals or petroleum based materials externally can have a deteriorating effect on the hose cover.

#### Operators should be aware of the obvious signs of trouble:

- Cover blisters or lumps
- Cuts or gouges in the outside of the hose which expose the reinforcement
- Hardened or inflexible hose
- Steam leakages at the coupling ends or anywhere along the length of the hose
- Flattened or kinked areas which have damaged the hose
- A reduction of steam flow indicating that the tube is swelling

When any of the above abnormalities appear it is good safety sense to immediately remove the hose from service. Once removed, the hose can be carefully inspected before further use. Steam hose failures occur near the ends due to flexing and strain at the couplings. In those cases the hose can frequently be cut back and recoupled, providing additional service life. Hose used in continuous high pressure/ temperature service should be inspected periodically for signs of tube hardening. In most cases it is necessary to remove a coupling for tube inspection.

#### Making sure the hose is installed properly


- Be certain to use hose couplings designed for steam hose service. Follow the coupling manufacturer's instruction for coupling attachment. Check tightness with each use.
- Avoid extreme flexing of the hose near the coupling. If necessary use elbows in the piping system to assure a straight line connection with the hose.
- Installing and using a shut-off valve between the steam source and the hose will maximize service life and operator safety, and we consider such a value mandatory for safe operation.
- The use of spring guards can relieve some of the acute flexing encountered in heavy manual handling applications.
- Provide a suitable means of storing the hose when not in use. A permanent rack or tray will minimize the damage to the hose in storage. Do not hang the hose on a hook, nail, or other device which could cut or damage the hose.

### Recommendations

- 1.** Install an OSHA approved safety cable on the hose at every junction to prevent whipping of the end if the coupling should disconnect.
- 2.** Ensure continuous static grounding of the hose at each coupling.
- 3.** If the clamps are a bolt-on style, tighten them to the correct torque before use. Use calibrated torque wrenches, not impact or other types.
- 4.** Repairs on steam hoses and couplings should be done only by fully qualified distributors or fabricators.
- 5.** All workers near the hose should wear full protective safety gear including gloves, safety shoes, full-length protective clothing and protective glasses or goggles.
- 6.** Perform a complete safety check before the steam is turned on. Inspect the area and remove all unnecessary objects and debris. Inspect the hose for gouges, kinks, worn areas, loose couplings and other potential safety problems.
- 7.** Install a shut-off valve between the source of steam and hose assembly.
- 8.** Use spring guards to protect the hose from kinking when handling of the hose is required.
- 9.** Avoid excessive flexing of the hose, particularly near couplings. Flexing can weaken the assembly.
- 10.** Examine connections to the steam source. Use straight connections instead of bending the hose. Install pipe elbows to ensure either straight vertical connections pointing downward, or a 45° downward angle that allows the hose to gently contact the ground without too much flexing.
- 11.** Be aware of the danger of hammer effect and take steps to prevent it. Hammer effect is caused by spikes of extreme pressure; it can damage hose assemblies and break couplings free. The usual causes are blockage, pinched-off flow or valves being opened or closed too fast. Make personnel aware of both the danger and causes, and urge them to avoid actions that can cause the hammer effect.
- 12.** When finished using steam, always close the pressure valve from the steam source. In addition to providing an extra safety margin, this action can extend the working life of the hose.
- 13.** Add an extra measure of safety by ensuring that all steam hose connections are incompatible with other hoses in the plant or by color-coding for different applications. Manufacturers can often cooperate with these requests and suggest good color-coding systems.
- 14.** Train workers to look for signs of problems during usage, such as steam leakage, loose clamps, hose shrinkage, cover damage or exposed reinforcement.

# Steam

## Steam hose

 Refer to warnings and safety information on pages N-1 – N-16.

Use of damaged hose or improper use may result in bodily injury or property damage. Please consult Eaton catalog or Technical Support for proper application.

### EH084

### STEAM SLAYER™



#### Construction:

**Tube:** Special chlorobutyl blend

**Reinforcement:**  
2-wire braid

**Cover:** Pin-pricked EPDM

#### Operating temperature:

-40°C to +208°C  
(-40°F to +407°F)

For superheated steam  
+232°C (+450°F)

#### Application:

- Transfer of steam for processing products and cleaning equipment

#### Markets:

- Refining and petrochemical
- Paper industry
- Industrial cleaning markets
- Oil and gas exploration
- Steel
- Ship building

Contact coupling manufacturer for attachment procedure and other coupling recommendations

# Part No.	Hose I.D.			Hose O.D.		Max Operating Pressure		Burst Pressure		Weight		Length	
	DN	mm	in	mm	in	bar	psi	bar	psi	kg/m	lbs/ft	mtr	ft
EH08408	12	12,7	0.50	27,7	1.09	17,2	250	172	2500	0,73	0.49	15,2	50
EH08412	19	19,0	0.75	33,5	1.32	17,2	250	172	2500	0,94	0.63	15,2	50
EH08416	25	25,4	1.00	40,4	1.59	17,2	250	172	2500	1,28	0.86	15,2	50

### H0084

### Concord standard



#### Construction:

**Tube:** Special chlorobutyl blend

#### Reinforcement:

2-wire braid with stainless steel anti-static wire

**Cover:** Pin-pricked EPDM

#### Operating temperature:

Maximum Operating  
+232°C (+450°F)

#### Application:

- Transfer of steam for processing products and cleaning equipment

#### Markets:

- Refining and petrochemical
- Paper industry
- Industrial cleaning markets
- Oil and gas exploration
- Steel
- Ship building

#### Type of couplings:

- Ground joint female
- Boss male


Contact coupling manufacturer for attachment procedure and other coupling recommendations

# Part No.	Hose I.D.			Hose O.D.		Max Operating Pressure		Burst Pressure		Weight		Length	
	DN	mm	in	mm	in	bar	psi	bar	psi	kg/m	lbs/ft	mtr	ft
H008420BK	31	31,8	1.25	50,0	1.97	17,2	250	172	2500	2,0	1.35	15,2	50
H008424BK	38	38,1	1.50	56,4	2.22	17,2	250	172	2500	2,3	1.55	15,2	50
H008432BK	51	50,8	2.00	69,1	2.72	17,2	250	172	2500	2,9	1.94	15,2	50
H008432BK	51	50,8	2.00	69,1	2.72	17,2	250	172	2500	2,9	1.94	15,2	50



# Steam

## Steam hose

 Refer to warnings and safety information on pages N-1 – N-16.

Use of damaged hose or improper use may result in bodily injury or property damage. Please consult Eaton catalog or Technical Support for proper application.

### EHS010

### Steel steam



#### Construction:

**Tube:** EPDM

**Reinforcement:** High-tensile steel wire cords and steel wire helix

**Cover:** Red, EPDM; abrasion, heat, steam, weather and ozone resistant

#### Operating temperature:

-40°C to +200°C  
(-40°F to +392°F)

#### Application:

- Transfer of steam for processing products and cleaning equipment

#### Markets:

- Refining and petrochemical
- Paper industry
- Steel
- Ship building

#### Type of couplings:

- Ground joint
- Boss male

Contact coupling manufacturer for attachment procedure and other coupling recommendations

# Part No.	Hose I.D.			Hose O.D.		Max Operating Pressure		Burst Pressure		Minimum Bend Radius		Weight		Length	
	DN	mm	in	mm	in	bar	psi	bar	psi	mm	in	kg/m	lbs/ft	mtr	ft
EHS010-32	50	50,8	2.0	67,0	2.64	10,0	145	100,0	1450	400	15.75	2,72	1.83	40,61	50
EHS010-40	60	63,5	2.5	83,0	3.27	7,0	102	70,0	1015	500	19.69	3,83	2.57	40,61	50
EHS010-48	80	76,2	3.0	95,0	3.74	7,0	102	70,0	1015	600	23.62	4,78	3.21	40,61	50
EHS010-64	102	101,6	4.0	124,0	4.88	7,0	102	70,0	1015	850	33.46	6,81	4.58	40,61	50

### EHS007

### Steel wire reinforced steam

ISO 6134-2B Oil resistant cover



#### Construction:

**Tube:** EPM

**Reinforcement:** High-tensile steel wire cords

**Cover:** Pin-pricked, oil-resistant synthetic rubber

#### Operating temperature:

-40°C to +208°C  
(-40°F to +406°F)

#### Application:

- Transfer of steam for processing products and cleaning equipment








#### Markets:

- Refining and petrochemical
- Paper industry
- Industrial cleaning markets
- Oil and gas exploration
- Steel
- Ship building

#### Type of couplings:


- Ground joint
- Boss male

Contact coupling manufacturer for attachment procedure and other coupling recommendations

# Part No.			 Hose I.D.			 Hose O.D.		 Max Oper Pressure		 Burst Pressure		 Minimum Bend Radius		 Weight		 Length	
	mtr	ft	DN	mm	in	mm	in	bar	psi	bar	psi	mm	in	kg/m	lbs/ft	mtr	ft
EHS007-08BK-	MXX	50	12	12,7	0.50	25	0.98	18,0	261	180	2610	130	5.12	0,56	0.38	40,61	50
EHS007-10BK-	MXX	50	16	15,9	0.62	30	1.18	18,0	261	180	2610	160	6.30	0,78	0.52	40,61	50
EHS007-12BK-	MXX	50	19	19,0	0.75	33	1.30	18,0	261	180	2610	190	7.48	0,82	0.55	40,61	50
EHS007-16BK-	MXX	50	25	25,4	1.00	40	1.57	18,0	261	180	2610	250	9.84	1,07	0.72	40,61	50
EHS007-20BK-	MXX	50	31	31,8	1.25	48	1.89	18,0	261	180	2610	320	12.60	1,49	1.00	40,61	50
EHS007-24BK-	MXX	50	38	38,1	1.50	54	2.13	18,0	261	180	2610	380	14.96	1,87	1.26	40,61	50
EHS007-32BK-	MXX	50	51	50,8	2.00	69	2.72	18,0	261	180	2610	500	19.68	2,70	1.82	40,61	50
EHS007-40BK-	MXX	50	60	63,5	2.50	81	3.19	18,0	261	180	2610	630	24.80	3,21	2.16	40,61	50
EHS007-48BK-	MXX	50	80	76,2	3.00	94	3.70	18,0	261	180	2610	750	29.53	4,18	2.81	40,61	50
EHS007-64BK-	MXX	50	102	101,6	4.00	122	4.80	18,0	261	180	2610	1000	39.37	6,43	4.32	40,61	50

# Steam

## Steam hose

 Refer to warnings and safety information on pages N-1 – N-16.

Use of damaged hose or improper use may result in bodily injury or property damage. Please consult Eaton catalog or Technical Support for proper application.

### EHS006

### Steel wire reinforced steam

ISO 6134-2A



#### Construction:

**Tube:** EPM

**Reinforcement:** High-tensile steel wire cords

**Cover:** Pin-pricked synthetic rubber

#### Operating temperature:

-40°C to +208°C  
(-40°F to +406°F)

#### Application:

- Transfer of steam for processing products and cleaning equipment

#### Markets:

- Refining and petrochemical
- Paper industry
- Industrial cleaning markets
- Oil and gas exploration
- Steel
- Ship building

#### Type of couplings:

- Ground joint female
- Boss male

Contact coupling manufacturer for attachment procedure and other coupling recommendations

#	Part No.		Hose I.D.			Hose O.D.		Max Oper Pressure		Burst Pressure		Minimum Bend Radius		Weight		Length	
			DN	mm	in	mm	in	bar	psi	bar	psi	mm	in	kg/m	lbs/ft	mtr	ft
EHS006-08-	MXX	50	12	12,7	0.50	25	0.98	18,0	261	180	2610	130	5.12	0,53	0.36	40,61	50
EHS006-10-	MXX	50	16	15,9	0.62	30	1.18	18,0	261	180	2610	160	6.30	0,75	0.50	40,61	50
EHS006-12-	MXX	50	19	19,0	0.75	33	1.30	18,0	261	180	2610	190	7.48	0,78	0.52	40,61	50
EHS006-16-	MXX	50	25	25,4	1.00	40	1.57	18,0	261	180	2610	250	9.84	1,03	0.69	40,61	50
EHS006-20-	MXX	50	31	31,8	1.25	48	1.89	18,0	261	180	2610	320	12.60	1,41	0.95	40,61	50
EHS006-24-	MXX	50	38	38,1	1.50	54	2.13	18,0	261	180	2610	380	14.96	1,78	1.20	40,61	50
EHS006-32-	MXX	50	51	50,8	2.00	69	2.72	18,0	261	180	2610	500	19.68	2,58	1.73	40,61	50
EHS006-40-	MXX	50	60	63,5	2.50	81	3.19	18,0	261	180	2610	630	24.80	3,16	2.12	40,61	50
EHS006-48-	MXX	50	80	76,2	3.00	94	3.70	18,0	261	180	2610	750	29.53	4,02	2.70	40,61	50
EHS006-64-	MXX	50	102	101,6	4.00	122	4.80	18,0	261	180	2610	1000	39.37	6,22	4.18	40,61	50

\* Available colors BK-Black and RD-Red

### H9568

### Concord 250 steam



#### Construction:

**Tube:** EPDM

**Reinforcement:**  
2-wire braid

**Cover:** Pin-pricked EPDM

#### Operating temperature:

Maximum operating  
+232°C (+450°F)

#### Application:

- Transfer of steam for processing products and cleaning equipment

#### Markets:

- Refining and petrochemical
- Paper industry
- Industrial cleaning markets
- Oil and gas exploration
- Steel
- Ship building

#### Type of couplings:

- Ground joint female
- Boss male


Contact coupling manufacturer for attachment procedure and other coupling recommendations

# Part No.	Hose I.D.			Hose O.D.		Max Operating Pressure		Burst Pressure		Weight		Length	
	DN	mm	in	mm	in	bar	psi	bar	psi	kg/m	lbs/ft	mtr	ft
H956808BK	12	12,7	0.50	26,2	1.03	17,2	250	172	2500	0,68	0.46	15,2	50
H956808BK-100*	12	12,7	0.50	26,2	1.03	17,2	250	172	2500	0,68	0.46	30,5	100
H956812BK	19	19,0	0.75	34,0	1.34	17,2	250	172	2500	1,04	0.70	15,2	50
H956812BK-100*	19	19,0	0.75	34,0	1.34	17,2	250	172	2500	1,04	0.70	30,5	100
H956816BK	25	25,4	1.00	39,6	1.56	17,2	250	172	2500	1,43	0.96	15,2	50
H956816BK-100*	25	25,4	1.00	39,6	1.56	17,2	250	172	2500	1,43	0.96	30,5	100

\*\*Also product available in RD-Red for select items

# Steam

## Steam hose

 Refer to warnings and safety information on pages N-1 – N-16.

Use of damaged hose or improper use may result in bodily injury or property damage. Please consult Eaton catalog or Technical Support for proper application.

### EHS001

### Industrial steam

BS 5342 Type 2 Class A



#### Construction:

**Tube:** EPM blend

#### Reinforcement:

High-tensile steel wire

**Cover:** Pin-pricked EPM

#### Operating temperature:

-40°C to +208°C  
(-40°F to +407°F)

#### Application:

- Transfer of steam for processing products and cleaning equipment








#### Markets:

- Refining and petrochemical
- Paper industry
- Industrial cleaning markets
- Oil and gas exploration
- Steel
- Ship building

#### Type of couplings:

- Boss male
- Ground joint female

Contact coupling manufacturer for attachment procedure and other coupling recommendations

#																	
Part No.			Hose I.D.			Hose O.D.		Max Oper Pressure		Burst Pressure		Minimum Bend Radius		Weight		Length	
	mtr	ft	DN	mm	in	mm	in	bar	psi	bar	psi	kg/m	lbs/ft	mtr	ft	mtr	ft
EHS001-08-	MXX	50	12	12,7	0.50	24,0	0.94	17,2	250	172	2500	70	2.76	0,49	0.82	40,00	50
EHS001-10-	MXX	50	16	15,9	0.62	27,0	1.06	17,2	250	172	2500	80	3.15	0,56	0.38	40,00	50
EHS001-12-	MXX	50	19	19,0	0.75	32,0	1.26	17,2	250	172	2500	100	3.94	0,72	0.48	40,61	50
EHS001-16-	MXX	50	25	25,4	1.00	38,5	1.52	17,2	250	172	2500	140	5.51	0,96	0.65	40,61	50
EHS001-20-	MXX	50	31	31,8	1.25	46,0	1.81	17,2	250	172	2500	200	7.87	1,27	0.85	40,61	50
EHS001-24-	MXX	50	38	38,1	1.50	52,0	2.05	17,2	250	172	2500	250	9.84	1,58	1.06	40,61	50
EHS001-32-	MXX	50	51	50,8	2.00	67,0	2.64	17,2	250	172	2500	350	13.78	2,37	1.59	40,61	50
EHS001-40-	MXX	50	60	63,5	2.50	79,5	3.13	17,2	250	172	2500	450	17.72	2,97	2.00	40,61	50
EHS001-48-	MXX	50	80	76,2	3.00	93,0	3.66	17,2	250	172	2500	550	21.65	3,88	2.61	40,61	50
EHS001-64-	MXX	50	102	101,6	4.00	124,0	4.88	17,2	250	172	2500	750	29.53	6,60	4.44	40,61	50

### H969

### Hydrocarbon drain



#### Construction:

**Tube:** Nitrile (RMA Class A)

**Reinforcement:** 2-wire braid

**Cover:** Pin-pricked CPE

#### Operating temperature:

Maximum Operating  
+176°C (+350°F)

#### Application:

- For hydrocarbon drain service

#### Markets:

- Refining and petrochemical
- Paper industry
- Industrial cleaning markets
- Oil and gas exploration
- Steel
- Ship building

#### Type of couplings:

- Boss male
- Ground joint female

Contact coupling manufacturer for attachment procedure and other coupling recommendations

# Part No.	Hose I.D.			Hose O.D.		Max Operating Pressure		Burst Pressure		Weight		Length	
	DN	mm	in	mm	in	bar	psi	bar	psi	kg/m	lbs/ft	mtr	ft
H969012	19	19,0	0.75	34,1	1.31	20,7	300	207	3000	0,89	0.60	15,2	50
H969012-25	19	19,0	0.75	34,1	1.31	20,7	300	207	3000	0,89	0.60	7,6	25



## This image shows a blank sheet of white paper with horizontal ruling lines. The lines are evenly spaced and run across the width of the page. There are no margins or other markings visible.

# Water

## Suction & discharge

EHW150 Water suction and discharge . . . . .	L-5
EHW009 Heavy Duty Water Suction & Discharge . . . . .	L-6
H0364 OTTER™ Water Suction & Discharge . . . . .	L-7
EHW035 Heavy Duty Suction & Discharge . . . . .	L-8

## Discharge

EHW029 OTTER™ Layflat Water Discharge . . . . .	L-9
EHW003 Medium Duty Water Discharge . . . . .	L-10
H0307 LEADER™ Water Discharge . . . . .	L-11

## Hot water

EHW027 Channeled Hot Water Suction & Discharge . . .	L-12
EHW024 Hot Water Suction & Discharge . . . . .	L-13
EHW023 Hot Water Discharge . . . . .	L-14

## Specialty

H1196 ROYALFLEX™ Water . . . . .	L-15
EHW022 Heavy Duty Radiator Car Heater . . . . .	L-16
EHW021 Radiator Car Heater . . . . .	L-17
EHW002 Radiator Hose . . . . .	L-18

## Sewer cleaning

EHS520 Sewer Jetting . . . . .	L-19
EHS540 Sewer Jetting . . . . .	L-20



# Water

## Suction & discharge

### EHW150 Water suction & discharge



**Application:** Oil resistant S & D of water, mud and slurries; salt water (brine)  
**Tube:** Synthetic rubber  
**Reinforcement:** Textile and a single steel helical wire  
**Cover:** Oil resistant NBR blend (RMA Class A)  
**Temp:** -25°C to +70°C, (-13°F to +158°F)  
**Pressure:** 10,5 bar / 150 psi

### EHW009 Heavy duty water suction & discharge



**Application:** Suction and discharge of water  
**Tube:** Synthetic rubber  
**Reinforcement:** High-tensile synthetic textile and dual steel helical wire  
**Cover:** Synthetic rubber  
**Temp:** -25°C to +70°C, (-13°F to +158°F)  
**Pressure:** 17,2 bar / 250 psi

### H0364 OTTER™ Water suction & discharge



**Application:** S & D of water, mud and slurries; ag fertilizers, salt water (brine)  
**Tube:** EPDM  
**Reinforcement:** High-tensile synthetic textile / steel helical wire  
**Cover:** EPDM  
**Temp:** -40°C to +120°C, (-40°F to +248°F)  
**Pressure:** 10,5 bar / 150 psi

### EHW035 Heavy duty suction & discharge



**Application:** S & D of water in industrial and construction services  
**Tube:** Synthetic Rubber  
**Reinforcement:** High-tensile synthetic textile and steel helix wire  
**Cover:** Synthetic Rubber  
**Temp:** -25°C to +70°C, (-13°F to +158°F)  
**Pressure:** 20,7 bar / 300 psi

## Discharge

### EHW029 OTTER™ Layflat water discharge




**Application:** Water discharge  
**Tube:** EPDM  
**Reinforcement:** High-tensile synthetic textile  
**Cover:** EPDM  
**Temp:** -40°C to +120°C, (-40°F to +248°F)  
**Pressure:** 10,5 bar / 150 psi

### EHW003 Medium duty water discharge



**Application:** Water discharge  
**Tube:** Synthetic rubber  
**Reinforcement:** High-tensile synthetic textile  
**Cover:** Synthetic rubber  
**Temp:** -25°C to +70°C, (-13°F to +158°F)  
**Pressure:** 10,5 bar / 150 psi

### H0307 LEADER Water discharge



**Application:** Discharge of water  
**Tube:** EPDM  
**Reinforcement:** 2-ply, 2 or 4 spiral fiber  
**Cover:** EPDM  
**Temp:** -23°C to +66°C, (-10°F to +150°F)  
**Pressure:** 5,5-10,5 bar / 80-150 psi

## Hot water

### EHW027 Channeled Hot water suction & discharge



**Application:** Suction and discharge of hot water in industrial applications  
**Tube:** EPDM  
**Reinforcement:** High-tensile synthetic textile and steel helical wire  
**Cover:** Channeled EPDM rubber  
**Temp:** -40°C to +125°C, (-40°F to +257°F)  
**Pressure:** 10,5 bar / 150 psi

### EHW024 Hot water suction & discharge



**Application:** Suction and discharge of hot water in industrial applications  
**Tube:** EPDM rubber  
**Reinforcement:** High-tensile synthetic textile and steel helical wire  
**Cover:** EPDM rubber  
**Temp:** -40°C to +125°C, (-40°F to +257°F)  
**Pressure:** 10,5 bar / 150 psi

### EHW023 Hot water discharge



**Application:** Delivery of hot water in industrial applications  
**Tube:** EPDM rubber  
**Reinforcement:** High-tensile synthetic textile  
**Cover:** EPDM rubber  
**Temp:** -40°C to +125°C, (-40°F to +257°F)  
**Pressure:** 10,5 bar / 150 psi

## Specialty

### H1196 ROYALFLEX™ Water



**Application:** Transfer of water, liquid, diluted fertilizers and pesticides; pumping, S & D of water and slurries

**Tube:** Thermoplastic vinyl nitrile

**Reinforcement:** 100% polyester and helical wire

**Cover:** Thermoplastic vinyl nitrile

**Temp:** -29°C to +82°C, (-20°F to +180°F)

**Pressure:** 20,7 bar / 300 psi

### EHW022 Heavy duty radiator car heater



**Application:** Delivery of hot water in industrial applications

**Tube:** EPDM rubber

**Reinforcement:** High-tensile synthetic textile

**Cover:** EPDM rubber

**Temp:** -40°C to +125°C, (-40°F to +257°F)

**Pressure:** 10,5 bar / 150 psi

### EHW021 Radiator car heater



**Application:** Hot water discharge in industrial applications

**Tube:** EPDM rubber


**Reinforcement:** High-tensile synthetic textile

**Cover:** EPDM rubber

**Temp:** -40°C to +125°C, (-40°F to +257°F)

**Pressure:** 4 bar / 60 psi

### EHW002 Radiator hose



**Application:** Hot water with anti-freeze cooling systems, motion & stationary

**Tube:** EPDM rubber

**Reinforcement:** High-tensile synthetic textile

**Cover:** EPDM rubber

**Temp:** -40°C to +125°C, (-40°F to +257°F)

**Pressure:** 4 bar / 60 psi

## Sewer cleaning

### EHS520 Sewer jetting



**Application:** High pressure water cleaning and rinsing of sewage systems

**Tube:** Synthetic rubber

**Reinforcement:** High tensile synthetic textile

**Cover:** Synthetic rubber

**Temp:** -40°C to +70°C, (-40°F to +158°F)

**Pressure:** 200 bar / 2,900 psi

### EHS540 Sewer jetting



**Application:** High pressure water cleaning and rinsing of sewage systems

**Tube:** Synthetic rubber

**Reinforcement:** High tensile synthetic textile

**Cover:** Synthetic rubber

**Temp:** -40°C to +70°C, (-40°F to +158°F)

**Pressure:** 250 bar / 3,625 psi



# Water hose

## Introduction and Safety information



### Job related construction service

- Eaton makes a wide variety of hose styles for water suction and discharge applications. Each product is manufactured utilizing the components and construction which makes it best suited for the job to be performed.

### Pressure and vacuum rated

- Eaton manufactures braided and spiral hoses using the latest technology in wire and synthetic yarns. As a result, Eaton hoses are pressure and vacuum resistant, as well as flexible and easy to handle.

### Quality assured

- Value through design and quality control assures you of maximum performance from Eaton products.

## Water suction and discharge hose - Safety information

### Important!

**⚠ WARNING:** Testing can be dangerous and should be done only by trained personnel using proper tools and procedures. Failure to follow such procedures might result in serious injury, death, or damage to property.

**⚠ WARNING:** Failure to properly follow the manufacturer's recommended procedures for the care, maintenance, and storage of a particular hose may result in its failure to perform in the manner intended and may result in serious injury, death, or damage to property.

**⚠ WARNING:** Never use a hose to transfer material it is not specifically meant to transfer. Doing so could deteriorate the hose and result in leaking, hose bursting, or end blow-offs. This could lead to serious personal injury or death. Always transfer material in a hose that is designed specifically to transfer that material. This information is listed in this catalog.


**⚠ WARNING:** Consider both working pressure and pressure surges when determining "maximum" pressure. Failure to select a hose that meets both these requirements could lead to end blow-offs, hose leakage, and hose bursting. The result could be serious injury or death. The Eaton hose you choose must meet or exceed the required working pressure, and must have a safety factor to allow for surge pressure.

**⚠ WARNING:** Do not use hose at temperatures that exceed the hose temperature rating. Doing so could deteriorate the hose, leading to leaks, hose bursting, and end blow-offs. This could result in serious personal injury or death.

**⚠ WARNING:** Selection of the proper hose for the application is essential to the proper operation and safe use of the hose and related equipment. Inadequate attention to selection of hose for the application can result in serious bodily injury or property damage. In order to avoid serious bodily injury or property damage resulting from selection of the wrong hose, you should carefully review the information in this catalog.

# Water

## Suction & discharge

 Refer to warnings and safety information on pages N-1 – N-16.

Use of damaged hose or improper use may result in bodily injury or property damage. Please consult Eaton catalog or Technical Support for proper application.

### EHW150

### Water suction and discharge



#### Construction:

**Tube:** Synthetic rubber

**Reinforcement:** Textile and a single steel helical wire

**Cover:** Oil resistant NBR blend (RMA Class A)

#### Operating temperature:

-25°C to +70°C  
(-13°F to +158°F)

#### Application:

- Pumping, suction and discharge of water, mud and slurries
- Convey water in applications where oil resistance is needed on outer cover
- Transfer and haul salt water (brine)









#### Markets:

- Construction
- Equipment rental
- Mining
- Ship building
- Oil and gas exploration
- Tank truck

#### Type of couplings:

- Cam and groove
- Combination nipple


Contact coupling manufacturer for attachment procedure and other coupling recommendations

#																			
Part No.			Hose I.D.			Hose O.D.		Max Oper Pressure		Burst Pressure		Minimum Bend Radius		Vacuum		Weight		Length	
	mtr	ft	DN	mm	in	mm	in	bar	psi	bar	psi	mm	in	kPa	in/Hg	kg/m	lbs/ft	mtr	ft
EHW150-20-	MXX	100	32	31,8	1.25	43,0	1.69	10,5	150	31.5	450	125	4.92	94,8	28	0,85	0.57	61	100
EHW150-24-	MXX	100	38	38,1	1.50	49,0	1.92	10,5	150	31.5	450	150	5.91	94,8	28	1,16	0.78	61	100
EHW150-32-	MXX	100	51	50,8	2.00	63,0	2.48	10,5	150	31.5	450	215	8.46	94,8	28	1,71	1.15	61	100
EHW150-40-	MXX	100	64	63,5	2.50	76,0	2.99	10,5	150	31.5	450	280	11.02	94,8	28	2,10	1.41	61	100
EHW150-48-	MXX	100	76	76,2	3.00	90,0	3.54	10,5	150	31.5	450	350	13.78	94,8	28	2,64	1.77	61	100
EHW150-64-	MXX	100	102	101,6	4.00	116,5	4.58	10,5	150	31.5	450	490	19.29	94,8	28	3,67	2.47	61	100
EHW150-96-	MXX	100	152	152,4	6.00	171,0	6.73	10,5	150	31.5	450	760	29.92	80,0	24	7,09	4.76	61	100



# Water

## Suction & discharge

 Refer to warnings and safety information on pages N-1 – N-16.

Use of damaged hose or improper use may result in bodily injury or property damage. Please consult Eaton catalog or Technical Support for proper application.

### EHW009

### Heavy duty water suction & discharge



#### Construction:

**Tube:** Synthetic rubber

**Reinforcement:** High-tensile synthetic textile and dual steel helical wire

**Cover:** Abrasion and weather resistant synthetic rubber

#### Operating temperature:

-25°C to +70°C  
(-13°F to +158°F)

#### Application:

- For suction and discharge of water

#### Markets:

- Construction
- Industrial

#### Type of couplings:


- Cam and groove
- Combination nipple

Contact coupling manufacturer for attachment procedure and other coupling recommendations

#	Part No.		Hose I.D.			Hose O.D.		Max Oper Pressure		Burst Pressure		Minimum Bend Radius		Vacuum		Weight		Length	
			DN	mm	in	mm	in	bar	psi	bar	psi	mm	in	kPa	in/Hg	kg/m	lbs/ft	mtr	ft
	MXX	100	19	19,0	0.75	29,0	1.14	17,2	250	52	750	75	2.95	94,8	28	0,57	0.38	40-61	100
	MXX	100	25	25,4	1.00	35,0	1.38	17,2	250	52	750	100	3.94	94,8	28	0,72	0.48	40-61	100
	MXX	100	31	31,8	1.25	42,0	1.65	17,2	250	52	750	130	5.12	94,8	28	0,92	0.62	40-61	100
	MXX	100	38	38,1	1.50	50,0	1.97	17,2	250	52	750	160	6.30	94,8	28	1,34	0.90	40-61	100
	MXX	100	45	44,5	1.75	57,5	2.26	17,2	250	52	750	195	7.68	94,8	28	1,74	1.17	40-61	100
	MXX	100	51	50,8	2.00	64,0	2.52	17,2	250	52	750	240	9.45	94,8	28	1,92	1.29	40-61	100
	MXX	100	60	63,5	2.50	76,5	3.01	17,2	250	52	750	300	11.81	94,8	28	2,47	1.66	40-61	100
	MXX	100	70	70,0	2.75	84,0	3.31	17,2	250	52	750	340	13.39	94,8	28	2,79	1.87	40-61	100
	MXX	100	80	76,2	3.00	90,0	3.54	17,2	250	52	750	380	14.96	94,8	28	3,05	2.05	40-61	100
	MXX	100	102	101,6	4.00	118,0	4.65	17,2	250	52	750	525	20.67	94,8	28	4,86	3.26	40-61	100
	MXX	100	130	127,0	5.00	144,0	5.67	17,2	250	52	750	700	27.56	80,0	24	6,34	4.26	40-61	100
	MXX	100	150	152,4	6.00	173,0	6.81	17,2	250	52	750	850	33.46	80,0	24	9,39	6.31	40-61	100
	MXX	20	200	203,2	8.00	228,0	8.98	17,2	250	52	750	1250	49.21	80,0	24	14,88	10.00	20-40	20
	MXX	20	250	254,0	10.00	284,0	11.18	17,2	250	52	750	1650	64.96	80,0	24	20,76	13.95	10	20
	MXX	20	305	304,8	12.00	339,0	13.35	17,2	250	52	750	2100	82.68	80,0	24	28,48	19.14	10	20

# Water

## Suction & discharge

 Refer to warnings and safety information on pages N-1 – N-16.

Use of damaged hose or improper use may result in bodily injury or property damage. Please consult Eaton catalog or Technical Support for proper application.

### H0364

### OTTER™ Water suction & discharge



#### Construction:

**Tube:** EPDM

**Reinforcement:** High-tensile synthetic textile and steel helical wire

**Cover:** EPDM

#### Operating temperature:

-40°C to +120°C  
(-40°F to +248°F)

#### Application:

- Pumping, suction, and discharge of water, mud, and slurries
- Diluted agricultural fertilizers
- Convey water
- Transfer and haul salt water (brine)









#### Markets:

- Agriculture
- Construction
- Equipment rental
- Mining
- Ship building
- Oil and gas exploration
- Tank truck

#### Type of couplings:

- Cam and groove
- Combination nipple


Contact coupling manufacturer for attachment procedure and other coupling recommendations

#																			
Part No.			Hose I.D.			Hose O.D.		Max Oper Pressure		Burst Pressure		Minimum Bend Radius		Vacuum		Weight		Length	
	mtr	ft	DN	mm	in	mm	in	bar	psi	bar	psi	mm	in	kPa	in/Hg	kg/m	lbs/ft	mtr	ft
H036420-	MXX	100	31	31,8	1.25	42,0	1.65	10,5	150	31,5	450	110	4.33	94,8	28	0,86	0.58	40-61	50,100
H036424-	MXX	100	38	38,1	1.50	48,0	1.89	10,5	150	31,5	450	135	5.31	94,8	28	1,09	0.73	40-61	50,100
H036432-	MXX	100	51	50,8	2.00	62,0	2.44	10,5	150	31,5	450	200	7.87	94,8	28	1,63	1.10	40-61	50,100
H036440-	MXX	100	60	63,5	2.50	75,0	2.95	10,5	150	31,5	450	270	10.63	94,8	28	2,07	1.39	40-61	50,100
H036448-	MXX	100	80	76,2	3.00	89,0	3.50	10,5	150	31,5	450	340	13.39	94,8	28	2,69	1.81	40-61	100
H036464-	MXX	100	102	101,6	4.00	115,0	4.53	10,5	150	31,5	450	450	17.72	80	24	3,72	2.50	40-61	50,100
H036480-	MXX	100	130	127,0	5.00	142,0	5.59	10,5	150	31,5	450	572	22.52	80	24	5,32	3.57	40-61	100
H036496-	MXX	20	150	152,4	6.00	168,0	6.61	10,5	150	31,5	450	700	27.56	80	24	6,98	4.69	20-40	20,25
H03648A-	MXX	20	200	203,2	8.00	225,0	8.86	10,5	150	31,5	450	1100	43.31	80	24	12,84	8.62	10	20,25

\*Additional lengths available on select sizes

# Water

## Suction & discharge

 Refer to warnings and safety information on pages N-1 – N-16.

Use of damaged hose or improper use may result in bodily injury or property damage. Please consult Eaton catalog or Technical Support for proper application.

### EHW035

### Heavy duty suction & discharge



#### Construction:

**Tube:** Synthetic Rubber

**Reinforcement:** High-tensile synthetic textile and steel helix wire reinforcement

**Cover:** Synthetic Rubber

#### Operating temperature:

-25°C to +70°C  
(-13°F to +158°F)

#### Application:

- For suction and discharge of water in industrial and construction services




#### Markets:

- Construction
- Industrial
- Oil and gas exploration

#### Type of couplings:

- Cam and groove
- Combination nipple

Contact coupling manufacturer for attachment procedure and other coupling recommendations

# Part No.	 Hose I.D.			 Hose O.D.		 Max Oper Pressure		 Burst Pressure		 Minimum Bend Radius		 Vacuum		 Weight		 Length	
	DN	mm	in	mm	in	bar	psi	bar	psi	mm	in	kPa	in/Hg	kg/m	lbs/ft	mtr	ft
EHW035-32	51	50,8	2.00	64,0	2.52	20,7	300	62,1	900	240	9.45	92,0	27	1,90	1.28	40-61	100
EHW035-48	80	76,2	3.00	90,6	3.57	20,7	300	62,1	900	380	14.96	92,0	27	3,18	2.13	40-61	100
EHW035-64	102	101,6	4.00	120,2	4.73	20,7	300	62,1	900	525	20.67	92,0	27	5,36	3.60	40-61	100
EHW035-80	130	127,0	5.00	149,0	5.87	20,7	300	62,1	900	700	27.56	80,0	24	7,36	4.95	40-61	100
EHW035-96	150	152,4	6.00	172,8	6.80	20,7	300	62,1	900	850	33.46	80,0	24	8,65	5.81	40-61	100
EHW035-128	200	203,0	7.99	231,0	9.09	20,7	300	62,1	900	1250	49.21	80,0	24	16,03	10.77	20-40	100
EHW035-160	250	254,0	10.00	284,8	11.21	20,7	300	62,1	900	1650	64.96	80,0	24	21,57	14.50	10	20
EHW035-192	305	305,8	12.04	350,2	13.79	20,7	300	62,1	900	2100	82.68	80,0	24	36,32	24.41	10	20

### EHW029

### OTTER™ Layflat water discharge



#### Construction:

**Tube:** EPDM

**Reinforcement:** High-tensile synthetic textile

**Cover:** EPDM

#### Operating temperature:

-40°C to +120°C  
(-40°F to +248°F)

#### Application:

- For water discharge







#### Markets:

- Agriculture
- Construction
- Equipment rental
- Mining
- Ship building
- Oil and gas exploration
- Tank truck

#### Type of couplings:


- Shank type male x female
- Cam and groove

Contact coupling manufacturer for attachment procedure and other coupling recommendations

#															
Part No.			Hose I.D.			Hose O.D.		Max Oper Pressure		Burst Pressure		Weight		Length	
	mtr	ft	DN	mm	in	mm	in	bar	psi	bar	psi	kg/m	lbs/ft	mtr	ft
EHW029-20-		100	31	31,8	1.25	38,0	1.50	10,5	150	31,5	450	0,45	0.30		100
EHW029-24-		100	38	38,1	1.50	44,0	1.73	10,5	150	31,5	450	0,52	0.35		100
EHW029-32-		100	51	50,8	2.00	57,0	2.24	10,5	150	31,5	450	0,73	0.49		100
EHW029-40-		100	60	63,5	2.50	70,0	2.76	10,5	150	31,5	450	0,90	0.60		100
EHW029-48-		100	80	76,2	3.00	83,0	3.27	10,5	150	31,5	450	1,15	0.77		100
EHW029-64-		100	102	101,6	4.00	109,0	4.29	10,5	150	31,5	450	1,67	1.12		100
EHW029-80-		100	130	127,0	5.00	136,0	5.35	10,5	150	31,5	450	2,51	1.69		100
EHW029-96-		100	150	152,4	6.00	162,0	6.38	10,5	150	31,5	450	3,36	2.26		100
EHW029-128-		100	200	203,2	8.00	216,5	8.52	10,5	150	31,5	450	5,94	3.99		20, 100
EHW029-160-		100	250	254,0	10.00	268,0	10.55	10,5	150	31,5	450	8.00	5.37		20, 100
EHW029-192-		100	305	304,8	12.00	320,0	12,60	10,5	150	31,5	450	8,70	5.84		20, 100

# Water

## Discharge

 Refer to warnings and safety information on pages N-1 – N-16.

Use of damaged hose or improper use may result in bodily injury or property damage. Please consult Eaton catalog or Technical Support for proper application.

### EHW003

### Medium duty water discharge

TS EN ISO 1403 Type 2



#### Construction:

**Tube:** Synthetic rubber

**Reinforcement:** High-tensile synthetic textile

**Cover:** Weather and ozone resistant synthetic rubber

#### Operating temperature:

-25°C to +70°C  
(-13°F to +158°F)

#### Application:

- For water discharge







#### Markets:

- Construction
- Industrial
- Agricultural

#### Type of couplings:

- Cam and groove
- Combination nipple

Contact coupling manufacturer for attachment procedure and other coupling recommendations

#															
Part No.		Hose I.D.				Hose O.D.		Max Oper Pressure		Burst Pressure		Weight		Length	
	mtr	ft	DN	mm	in	mm	in	bar	psi	bar	psi	kg/m	lbs/ft	mtr	ft
EHW003-06BK-	MXX	100	10	9,5	0.38	17,0	0.67	10,5	150	31,0	450	0,23	0.16	40-61	100
EHW003-08BK-	MXX	100	12	12,7	0.50	20,0	0.79	10,5	150	31,0	450	0,28	0.19	40-61	100
EHW003-10BK-	MXX	100	16	15,9	0.64	23,0	0.91	10,5	150	31,0	450	0,32	0.22	40-61	100
EHW003-12BK-	MXX	100	19	19,0	0.75	27,0	1.06	10,5	150	31,0	450	0,44	0.29	40-61	100
EHW003-16BK-	MXX	100	25	25,4	1.00	33,0	1.30	10,5	150	31,0	450	0,50	0.34	40-61	100
EHW003-20BK-	MXX	100	31	31,8	1.25	41,0	1.61	10,5	150	31,0	450	0,75	0.50	40-61	100
EHW003-24BK-	MXX	100	38	38,0	1.50	47,0	1.85	10,5	150	31,0	450	0,90	0.60	40-61	100
EHW003-28BK-	MXX	100	45	44,5	1.75	54,0	2.13	10,5	150	31,0	450	1,10	0.74	40-61	100
EHW003-32BK-	MXX	100	51	50,8	2.00	60,0	2.36	10,5	150	31,0	450	1,18	0.80	40-61	100
EHW003-40BK-	MXX	100	60	63,5	2.50	74,0	2.91	10,5	150	31,0	450	1,67	1.12	40-61	100
EHW003-44BK-	MXX	100	70	70,0	2.75	82,0	3.23	10,5	150	31,0	450	2,06	1.39	40-61	100
EHW003-48BK-	MXX	100	80	76,2	3.00	88,0	3.46	10,5	150	31,0	450	2,19	1.47	40-61	100
EHW003-64BK-	MXX	100	102	101,6	4.00	115,0	4.53	10,5	150	31,0	450	3,29	2.21	40-61	100
EHW003-80BK-	MXX	100	130	127,0	5.00	140,0	5.51	10,5	150	31,0	450	3,86	2.60	40-61	100
EHW003-96BK-	MXX	100	150	152,4	6.00	165,0	6.50	10,5	150	31,0	450	4,56	3.07	40-61	100
EHW003-128BK-	MXX	20	200	203,2	8.00	222,0	8.74	10,5	150	31,0	450	8,11	5.45	20-40	20
EHW003-160BK-	MXX	20	250	254,0	10.00	270,0	10.63	10,5	150	31,0	450	10,67	7.17	20	20

### H0307

### LEADER Water discharge



#### Construction:

**Tube:** EPDM

**Reinforcement:** 2-ply, 2 or 4-spiral fiber

**Cover:** EPDM

#### Operating temperature:

-23°C to +66°C  
(-10°F to +150°F)

#### Application:

- For water discharge







#### Markets:

- Mining
- Construction
- Equipment rental
- Ship building
- Tank truck

#### Type of couplings:

- Cam and groove
- Combination nipple


Contact coupling manufacturer for attachment procedure and other coupling recommendations

#															
Part No.			Hose I.D.			Hose O.D.		Max Oper Pressure		Burst Pressure		Weight		Length	
	mtr	ft	DN	mm	in	mm	in	bar	psi	bar	psi	kg/m	lbs/ft	mtr	ft
H030724-		100	38	38,1	1.50	45,7	1.80	7,0	100	20,7	300	0,85	0.57		100
H030732-		100	51	50,8	2.00	58,7	2.31	7,0	100	20,7	300	1,09	0.73		100
H030740-		100	60	63,5	2.50	73,5	2.89	7,0	100	20,7	300	1,34	0.90		100
H030748-		100	80	76,2	3.00	86,5	3.41	7,0	100	20,7	300	1,64	1.10		100
H030764-		100	102	101,6	4.00	111,9	4.41	7,0	100	20,7	300	2,16	1.45		100
H030796		50	150	152,4	6.00	161,8	6.37	5,5	80	17,2	250	3,18	2.14		50



# Water

## Hot water

 Refer to warnings and safety information on pages N-1 – N-16.

Use of damaged hose or improper use may result in bodily injury or property damage. Please consult Eaton catalog or Technical Support for proper application.

### EHW027

### Channeled hot water suction & discharge



#### Construction:

**Tube:** EPDM rubber

**Reinforcement:** High-tensile synthetic textile and steel helical wire

**Cover:** Channeled EPDM rubber

#### Operating temperature:

-40°C to +125°C  
(-40°F to +257°F)

#### Application:

- For suction and discharge of hot water in industrial applications









#### Markets:

- Construction
- Industrial

#### Type of couplings:

- Cam and groove
- Combination nipple

Contact coupling manufacturer for attachment procedure and other coupling recommendations

# Part No.			 Hose I.D.			 Hose O.D.		 Max Oper Pressure		 Burst Pressure		 Minimum Bend Radius		 Vacuum		 Weight		 Length	
	mtr	ft	DN	mm	in	mm	in	bar	psi	bar	psi	mm	in	kPa	in/Hg	kg/m	lbs/ft	mtr	ft
EHW027-12-	MXX	100	19	19,0	0.75	29	1.14	10,5	150	31	450	40	1.57	94,8	28	0,50	0.34	40-61	100
EHW027-14-	MXX	100	22	22,2	0.88	32	1.26	10,5	150	31	450	45	1.77	94,8	28	0,57	0.38	40-61	100
EHW027-16-	MXX	100	25	25,4	1.00	35	1.38	10,5	150	31	450	50	1.97	94,8	28	0,62	0.41	40-61	100
EHW027-18-	MXX	100	28	28,6	1.12	38	1.50	10,5	150	31	450	55	2.17	94,8	28	0,74	0.49	40-61	100
EHW027-20-	MXX	100	31	31,8	1.25	42	1.65	10,5	150	31	450	65	2.56	94,8	28	0,81	0.54	40-61	100
EHW027-24-	MXX	100	38	38,1	1.50	48	1.89	10,5	150	31	450	85	3.35	94,8	28	1,10	0.74	40-61	100
EHW027-32-	MXX	100	51	50,8	2.00	62	2.44	10,5	150	31	450	120	4.72	94,8	28	1,35	0.91	40-61	100
EHW027-40-	MXX	100	60	63,5	2.50	75	2.95	10,5	150	31	450	160	3.60	94,8	28	1,79	1.20	40-61	100
EHW027-48-	MXX	100	80	76,2	3.00	90	3.54	10,5	150	31	450	190	7.48	94,8	28	2,55	1.71	40-61	100
EHW027-64-	MXX	100	102	101,6	4.00	117	4.61	10,5	150	31	450	280	11.02	94,8	28	3,92	2.64	40-61	100
EHW027-80-	MXX	100	130	127,0	5.00	146	5.75	10,5	150	31	450	350	13.78	80,0	24	6,04	4.06	40-61	100
EHW027-96-	MXX	100	150	152,4	6.00	170	6.69	10,5	150	31	450	550	21.65	80,0	24	6,67	4.48	40-61	100

### EHW024

### Hot water suction & discharge



#### Construction:

**Tube:** EPDM rubber

**Reinforcement:** High-tensile synthetic textile and steel helical wire

**Cover:** EPDM rubber

#### Operating temperature:

-40°C to +125°C  
(-40°F to +257°F)

#### Application:

- For suction and discharge of hot water in industrial applications









#### Markets:

- Construction
- Industrial

#### Type of couplings:


- Cam and groove
- Combination nipple

Contact coupling manufacturer for attachment procedure and other coupling recommendations

#																			
			Hose I.D.			Hose O.D.		Max Oper Pressure		Burst Pressure		Minimum Bend Radius		Vacuum		Weight		Length	
	mtr	ft	DN	mm	in	mm	in	bar	psi	bar	psi	mm	in	kPa	in/Hg	kg/m	lbs/ft	mtr	ft
EHW024-12-	MXX	100	19	19,0	0.75	28	1.10	10,5	150	31	450	70	2.76	94,8	28	0,51	0.34	40-61	100
EHW024-16-	MXX	100	25	25,4	1.00	34	1.34	10,5	150	31	450	95	3.74	94,8	28	0,61	0.41	40-61	100
EHW024-20-	MXX	100	31	31,8	1.25	42	1.65	10,5	150	31	450	125	4.92	94,8	28	0,96	0.65	40-61	100
EHW024-24-	MXX	100	38	38,1	1.50	48	1.89	10,5	150	31	450	150	5.91	94,8	28	1,13	0.76	40-61	100
EHW024-32-	MXX	100	51	50,8	2.00	62	2.44	10,5	150	31	450	215	8.46	94,8	28	1,69	1.14	40-61	100
EHW024-40-	MXX	100	60	63,5	2.50	75	2.95	10,5	150	31	450	280	11.02	94,8	28	2,07	1.39	40-61	100
EHW024-48-	MXX	100	80	76,2	3.00	89	3.50	10,5	150	31	450	350	13.78	94,8	28	2,82	1.89	40-61	100
EHW024-64-	MXX	100	102	101,6	4.00	115	4.53	10,5	150	31	450	490	19.29	94,8	28	3,80	2.55	40-61	100

# Water

## Hot water

 Refer to warnings and safety information on pages N-1 – N-16.

Use of damaged hose or improper use may result in bodily injury or property damage. Please consult Eaton catalog or Technical Support for proper application.

### EHW023

### Hot water discharge



#### Construction:

**Tube:** EPDM rubber

**Reinforcement:** High-tensile synthetic textile

**Cover:** EPDM rubber

#### Operating temperature:

-40°C to +125°C  
(-40°F to +257°F)

#### Application:

- For delivery of hot water in industrial applications







#### Markets:

- Automotive
- Industrial

#### Type of couplings:

- Cam and groove
- Combination nipple

Contact coupling manufacturer for attachment procedure and other coupling recommendations

#															
			Hose I.D.			Hose O.D.		Max Oper Pressure		Burst Pressure		Weight		Length	
Part No.	mtr	ft	DN	mm	in	mm	in	bar	psi	bar	psi	kg/m	lbs/ft	mtr	ft
EHW023-08-	MXX	100	12	12,7	0.50	20	0.79	10,5	150	31	450	0,28	0.19	40-61	100
EHW023-10-	MXX	100	16	15,9	0.62	23	0.91	10,5	150	31	450	0,32	0.22	40-61	100
EHW023-12-	MXX	100	19	19,0	0.75	27	1.06	10,5	150	31	450	0,42	0.28	40-61	100
EHW023-16-	MXX	100	25	25,4	1.00	33	1.30	10,5	150	31	450	0,48	0.32	40-61	100
EHW023-20-	MXX	100	31	31,8	1.25	41	1.61	10,5	150	31	450	0,72	0.48	40-61	100
EHW023-24-	MXX	100	38	38,1	1.50	47	1.85	10,5	150	31	450	0,86	0.57	40-61	100
EHW023-28-	MXX	100	45	44,5	1.75	54	2.13	10,5	150	31	450	1,05	0.71	40-61	100
EHW023-32-	MXX	100	51	50,8	2.00	60	2.36	10,5	150	31	450	1,13	0.76	40-61	100
EHW023-40-	MXX	100	60	63,5	2.50	74	2.91	10,5	150	31	450	1,59	1.07	40-61	100
EHW023-44-	MXX	100	70	70,0	2.75	82	3.23	10,5	150	31	450	2,12	1.42	40-61	100
EHW023-48-	MXX	100	80	76,2	3.00	88	3.46	10,5	150	31	450	2,12	1.42	40-61	100
EHW023-64-	MXX	100	102	101,6	4.00	115	4.53	10,5	150	31	450	3,14	2.11	40-61	100
EHW023-80-	MXX	100	130	127,0	5.00	140	5.51	10,5	150	31	450	3,68	2.47	40-61	100
EHW023-96-	MXX	100	150	152,4	6.00	165	6.50	10,5	150	31	450	4,35	2.92	40-61	100
EHW023-128-	M20	20	200	203,2	8.00	222	8.74	10,5	150	31	450	8,81	5.92	20	20

## H1196

## ROYALFLEX™ water



### Construction:

**Tube:** Thermoplastic vinyl nitrile

**Reinforcement:** 100% polyester and helical wire

**Cover:** Thermoplastic vinyl nitrile

MSHA approved

### Operating temperature:

-29°C to +82°C  
(-20°F to +180°F)

### Application:

- Transfer of water, liquid diluted fertilizers and pesticides
- Pumping, suction, and discharge of water and slurries









### Markets:

- Petroleum industry
- Oil and gas exploration
- Tank trucks
- Waste hauling
- Batch plants

### Type of couplings:

- Male NPT
- Cam and groove


Contact coupling manufacturer for attachment procedure and other coupling recommendations

# Part No.	 Hose I.D.			 Hose O.D.		 Max Oper Pressure		 Burst Pressure		 Minimum Bend Radius		 Vacuum		 Weight		 Length	
	DN	mm	in	mm	in	bar	psi	bar	psi	mm	in	kPa	in/Hg	kg/m	lbs/ft	mtr	ft
H119624	38	38,1	1.50	50,8	2.00	20,7	300	83	1200	152,4	6.00	100	30	1,19	0.81	15,2	50
H119624-100	38	38,1	1.50	50,8	2.00	20,7	300	83	1200	152,4	6.00	100	30	1,19	0.81	30,5	100
H119624-120	38	38,1	1.50	50,8	2.00	20,7	300	83	1200	152,4	6.00	100	30	1,19	0.81	36,6	120
H119632	51	50,8	2.00	63,5	2.50	20,7	300	83	1200	203,2	8.00	100	30	1,64	1.10	15,2	50
H119632-100	51	50,8	2.00	63,5	2.50	20,7	300	83	1200	203,2	8.00	100	30	1,64	1.10	30,5	100
H119632-120	51	50,8	2.00	63,5	2.50	20,7	300	83	1200	203,2	8.00	100	30	1,64	1.10	36,6	120
H119640	60	63,5	2.50	76,2	3.00	20,7	300	83	1200	254,0	10.00	100	30	1,99	1.34	15,2	50
H119640-100	60	63,5	2.50	76,2	3.00	20,7	300	83	1200	254,0	10.00	100	30	1,99	1.34	30,5	100
H119640-120	60	63,5	2.50	76,2	3.00	20,7	300	83	1200	254,0	10.00	100	30	1,99	1.34	36,0	120
H119648	80	76,2	3.00	88,9	3.50	17,2	250	70	1000	304,8	12.00	100	30	2,98	2.00	15,2	50
H119648-100	80	76,2	3.00	88,9	3.50	17,2	250	70	1000	304,8	12.00	100	30	2,98	2.00	30,5	100
H119648-120	80	76,2	3.00	88,9	3.50	17,2	250	70	1000	304,8	12.00	100	30	2,98	2.00	36,6	120
H119664	102	101,6	4.00	114,3	4.50	13,8	200	41	600	406,4	16.00	100	30	4,05	2.72	15,2	50
H119664-100	102	101,6	4.00	114,3	4.50	13,8	200	41	600	406,4	16.00	100	30	4,05	2.72	30,5	100
H119664-120	102	101,6	4.00	114,3	4.50	13,8	200	41	600	406,4	16.00	100	30	4,05	2.72	36,6	120

\*Additional lengths available

# Water


## Specialty

 Refer to warnings and safety information on pages N-1 – N-16.

Use of damaged hose or improper use may result in bodily injury or property damage. Please consult Eaton catalog or Technical Support for proper application.

### EHW022

### Heavy duty radiator car heater



#### Construction:

**Tube:** EPDM rubber

**Reinforcement:** High-tensile synthetic textile

**Cover:** EPDM rubber

#### Operating temperature:

-40°C to +125°C  
(-40°F to +257°F)

#### Application:








- For delivery of hot water in industrial applications

#### Markets:

- Industrial
- Automotive

#### Type of couplings:


Contact coupling manufacturer for attachment procedure and other coupling recommendations

#																	
Part No.			Hose I.D.			Hose O.D.		Max Oper Pressure		Burst Pressure		Minimum Bend Radius		Weight		Length	
	mtr	ft	DN	mm	in	mm	in	bar	psi	bar	psi	mm	in	kg/m	lbs/ft	mtr	ft
EHW022-06-	MXX	300	10	9,5	0.38	17	0.67	10,5	150	31	450	80	3.15	0,18	0.12	100	300
EHW022-08-	MXX	300	12	12,7	0.50	20	0.79	10,5	150	31	450	105	4.13	0,22	0.14	100	300
EHW022-10-	MXX	300	16	15,9	0.62	23	0.91	10,5	150	31	450	160	6.30	0,25	0.17	100	300
EHW022-12-	MXX	300	19	19,0	0.75	28	1.10	10,5	150	31	450	190	7.48	0,39	0.26	100	300
EHW022-16-	MXX	300	25	25,4	1.00	34	1.34	10,5	150	31	450	250	9.84	0,49	0.33	100	300

DIN 73411 on request.

## EHW021

## Radiator car heater



### Construction:

**Tube:** EPDM rubber

**Reinforcement:** High-tensile synthetic textile

**Cover:** EPDM rubber

### Operating temperature:

-40°C to +120°C  
(-40°F to +248°F)

### Application:







- For hot water discharge in industrial application

### Markets:

- Industrial
- Automotive

### Type of couplings:

Contact coupling manufacturer for attachment procedure and other coupling recommendations


# Part No.			 Hose I.D.			 Hose O.D.		 Max Oper Pressure		 Burst Pressure		 Weight		 Length	
	mtr	ft	DN	mm	in	mm	in	bar	psi	bar	psi	kg/m	lbs/ft	mtr	ft
EHW021-04-	MXX	300	6	6,4	0.25	12	0.47	4,0	60	12,5	180	0,12	0.08	100	300
EHW021-05-	MXX	300	8	7,9	0.31	14	0.55	4,0	60	12,5	180	0,14	0.09	100	300
EHW021-06-	MXX	300	10	9,5	0.38	16	0.63	4,0	60	12,5	180	0,17	0.11	100	300
EHW021-08	MXX	300	12	12,7	0.50	20	0.79	4,0	60	12,5	180	0,26	0.17	100	300
EHW021-10-	MXX	300	16	15,9	0.62	23	0.91	4,0	60	12,5	180	0,29	0.19	100	300
EHW021-12-	MXX	300	19	19,0	0.75	27	1.06	4,0	60	12,5	180	0,39	0.26	100	300
EHW021-16-	MXX	300	25	25,4	1.00	35	1.38	4,0	60	12,5	180	0,64	0.43	100	300

DIN 73411 on request



# Water

## Specialty

 Refer to warnings and safety information on pages N-1 – N-16.

Use of damaged hose or improper use may result in bodily injury or property damage. Please consult Eaton catalog or Technical Support for proper application.

### EHW002

### Radiator hose



#### Construction:

**Tube:** EPDM rubber

**Reinforcement:** High-tensile synthetic textile

**Cover:** EPDM rubber

#### Operating temperature:

-40°C to +125°C  
(-40°F to +257°F)

#### Application:







- Conveying hot water mixed with anti-freeze liquids in cooling systems, automotive and stationary engines

#### Markets:

- Automotive engine
- In-plant transfer
- Cooling systems

#### Type of couplings:

Contact coupling manufacturer for attachment procedure and other coupling recommendations

#															
Part No.			Hose I.D.			Hose O.D.		Max Oper Pressure		Burst Pressure		Weight		Length	
	mtr	ft	DN	mm	in	mm	in	bar	psi	bar	psi	kg/m	lbs/ft	mtr	ft
EHW002-08-	MXX	100	12	12,7	0.50	19,0	0.75	4,0	60	12,5	180	0,21	0.14	40-61	100
EHW002-10-	MXX	100	16	16,0	0.63	22,0	0.87	4,0	60	12,5	180	0,26	0.17	40-61	100
EHW002-M18-	MXX	100	18	18,0	0.71	24,0	0.95	4,0	60	12,5	180	0,29	0.19	40-61	100
EHW002-12-	MXX	100	19	19,0	0.75	25,0	0.98	4,0	60	12,5	180	0,30	0.20	40-61	100
EHW002-M20-	MXX	100	20	20,0	0.79	26,0	1.02	4,0	60	12,5	180	0,32	0.21	40-61	100
EHW002-14-	MXX	100	22	22,0	0.88	28,0	1.10	4,0	60	12,5	180	0,34	0.23	40-61	100
EHW002-16-	MXX	100	25	25,4	1.00	32,0	1.26	4,0	60	12,5	180	0,43	0.30	40-61	100
EHW002-18-	MXX	100	28	28,0	1.13	34,5	1.36	4,0	60	12,5	180	0,47	0.32	40-61	100
EHW002-19-	MXX	100	30	30,0	1.19	38,0	1.50	4,0	60	12,5	180	0,60	0.40	40-61	100
EHW002-20-	MXX	100	31	32,0	1.25	40,0	1.57	4,0	60	12,5	180	0,64	0.43	40-61	100
EHW002-22-	MXX	100	35	35,0	1.38	43,0	1.69	4,0	60	12,5	180	0,69	0.46	40-61	100
EHW002-24-	MXX	100	38	38,0	1.50	47,0	1.85	4,0	60	12,5	180	0,85	0.57	40-61	100
EHW002-25-	MXX	100	40	40,0	1.56	49,0	1.93	4,0	60	12,5	180	0,89	0.60	40-61	100
EHW002-26-	MXX	100	41	42,0	1.63	51,0	2.01	4,0	60	12,5	180	0,93	0.63	40-61	100
EHW002-28-	MXX	100	45	44,5	1.75	54,0	2.13	4,0	60	12,5	180	1,05	0.71	40-61	100
EHW002-30-	MXX	100	48	48,0	1.88	57,5	2.26	4,0	60	12,5	180	1,12	0.75	40-61	100
EHW002-32-	MXX	100	51	50,8	2.00	60,0	2.36	4,0	60	12,5	180	1,18	0.79	40-61	100
EHW002-34-	MXX	100	56	55,0	2.19	65,0	2.56	4,0	60	12,5	180	1,36	0.91	40-61	100
EHW002-38-	MXX	100	59	60,0	2.38	70,0	2.76	4,0	60	12,5	180	1,47	0.98	40-61	100
EHW002-40-	MXX	100	60	63,5	2.50	73,5	2.89	4,0	60	12,5	180	1,49	1.00	40-61	100
EHW002-44-	MXX	100	70	70,0	2.75	80,0	3.15	4,0	60	12,5	180	1,63	1.10	40-61	100
EHW002-48-	MXX	100	80	76,2	3.00	86,0	3.39	4,0	60	12,5	180	1,77	1.19	40-61	100
EHW002-50-	MXX	100	80	80,0	3.13	90,0	3.54	4,0	60	12,5	180	1,85	1.24	40-61	100
EHW002-56-	MXX	100	90	90,0	3.50	100,0	3.94	4,0	60	12,5	180	2,07	1.39	40-61	100
EHW002-64-	MXX	100	102	101,6	4.00	111,5	4.39	4,0	60	12,5	180	2,30	1.55	40-61	100

DIN 73411 on request

### EHS520

### Sewer jetting



#### Construction:

**Tube:** Synthetic rubber

**Reinforcement:** High-tensile synthetic textile

**Cover:** Synthetic rubber

#### Operating temperature:

-40°C to +70°C  
(-40°F to +158°F)

#### Application:








- For high pressure water cleaning and rinsing of sewage systems

#### Markets:

- Waste management


#### Type of couplings:

Contact coupling manufacturer for attachment procedure and other coupling recommendations

#																	
Part No.			Hose I.D.			Hose O.D.		Max Oper Pressure		Burst Pressure		Minimum Bend Radius		Weight		Length	
	mtr	ft	DN	mm	in	mm	in	bar	psi	bar	psi	mm	in	kg/m	lbs/ft	mtr	ft
EHS520-08-	MX		12	12,7	0.50	25,0	0.98	200	2900	500	7250	65	2.56	0,43	0.29	Max.240	
EHS520-10-	MX		16	15,9	0.62	28,0	1.10	200	2900	500	7250	80	3.15	0,45	0.30	Max.240	
EHS520-12-	MX		19	19,0	0.75	31,6	1.24	200	2900	500	7250	90	3.54	0,55	0.37	Max.240	
EHS520-16-	MX		25	25,4	1.00	39,3	1.55	200	2900	500	7250	105	4.13	0,77	0.52	Max.240	
EHS520-20-	MX		31	31,8	1.25	48,0	1.89	200	2900	500	7250	140	5.51	1,04	0.70	Max.240	
EHS520-24-	MX		38	38,1	1.50	54,0	2.13	200	2900	500	7250	150	5.91	1,23	0.83	Max.240	

# Water

## Sewer cleaning

 Refer to warnings and safety information on pages N-1 – N-16.

Use of damaged hose or improper use may result in bodily injury or property damage. Please consult Eaton catalog or Technical Support for proper application.

### EHS540

### Sewer jetting



#### Construction:

**Tube:** Synthetic rubber

**Reinforcement:** High-tensile synthetic textile

**Cover:** Synthetic rubber

#### Operating temperature:

-40°C to +70°C  
(-40°F to +158°F)

#### Application:








- For high pressure water cleaning and rinsing of sewage systems


#### Markets:

- Waste management

#### Type of couplings:

Contact coupling manufacturer for attachment procedure and other coupling recommendations

#																	
Part No.			Hose I.D.			Hose O.D.		Max Oper Pressure		Burst Pressure		Minimum Bend Radius		Weight		Length	
	mtr	ft	DN	mm	in	mm	in	bar	psi	bar	psi	mm	in	kg/m	lbs/ft	mtr	ft
EHS540-08-	MXX		12	12,7	0.50	25,0	0.98	250	3625	625	9065	65	2.56	0,44	0.30	Max.240	
EHS540-10-	MXX		16	15,9	0.62	28,0	1.10	250	3625	625	9065	75	2.95	0,48	0.32	Max.240	
EHS540-12-	MXX		19	19,0	0.75	31,6	1.24	250	3625	625	9065	90	3.54	0,56	0.38	Max.240	
EHS540-16-	MXX		25	25,4	1.00	39,3	1.55	250	3625	625	9065	100	3.94	0,78	0.52	Max.240	
EHS540-20-	MXX		31	31,8	1.25	48,0	1.89	250	3625	625	9065	130	5.12	1,06	0.71	Max.240	
EHS540-24-	MXX		38	38,1	1.50	54,0	2.13	250	3625	625	9065	150	5.91	1,25	0.84	Max.240	



# Chemical resistance

## Charts

Please refer to **Eaton PowerSource** for the most up-to-date Fluid Compatibility information.

### Chemical compatibility chart

**⚠ WARNING** – This information provides guidelines for the safe use of Eaton Industrial Hose and Tubing. The information shown here was gathered through testing, and is accurate for controlled conditions (at 70°F unless otherwise noted). Factors such as concentration, fluid contamination, and extreme temperatures may affect these performance specifications. Contact Eaton for recommendation and assistance.

**⚠ WARNING** – **Selection of hose:** Selection of the proper hose for the application is essential to the proper

operation and safe use of the hose and related equipment. Inadequate attention to selection of the hose for your application can result in serious bodily injury or property damage from spraying fluids or flying projectiles. In order to avoid serious bodily injury or property damage resulting from selection of the wrong hose, you should carefully review the information in this catalog.

**⚠ WARNING** – **Selection of hose fittings:** Selection of the proper fittings for the hose and application is essential to the proper operation and safe use of the hose

and related equipment. Inadequate attention to the selection of the fittings for your application can result in serious bodily injury or property damage resulting from spraying fluids or flying projectiles. In order to avoid serious bodily injury or property damage resulting from selection of the wrong fitting, you should carefully review the information in this catalog.

**⚠ WARNING** – **Chemical resistance properties:** The following list of chemicals is offered as a guide to the chemical resistance properties of the tube material of the hoses shown. It should be

used as a guide only, as the degree of resistance of any elastomer to a particular fluid depends upon such variables as temperature, concentration, pressure conditions, velocity of flow, duration of exposure, aeration, stability of the fluid, etc.

Therefore, when in doubt, it is advisable not to use the hose. If this is not practical, tests should be devised that simulate actual service conditions as nearly as possible. Eaton offers additional technical assistance.

Fluid	Hose and Tubing material																			Metals		
	UHMW	XLPE	PVC	Nitrile	Vinyl Nitrile	Neoprene	Teflon (PTFE)	Teflon (FEP)	Nylon 6/66	EPDM	Hypalon	Natural Rubber/SBR	Hytrel	Polyurethane	CPE	EVA	LLDPE	Nylon 11	PVC / PU Blends	Brass	Steel	316 Stainless
Acetaldehyde	G	G	X	X	X	X	G	G	F	G	F	X	X	X	—	G	X	G	X	X	X	G
Acetic Acid (Concentrated)	G	G	X	X	X	X	G	G	X	G	X	X	X	X	G	X	X	X	X	X	X	G
Acetic Acid (Dilute)	G	G	F	X	X	F	G	G	X	G	F	X	G	X	G	G	G	F	X	X	X	G
Acetic Anhydride	G	G	X	G	G	X	G	G	X	G	F	X	X	X	G	X	X	X	X	X	F	F
Acetone	G	G	X	X	X	X	G	G	F	G	F	X	F	X	G	X	G	G	X	G	G	G
Acrylonitrile	G	G	G	X	X	X	G	G	—	X	X	X	—	X	G	—	—	G	X	—	G	G
Air	G	G	G	G	G	G	G	G	G	G	G	G	G	G	G	G	G	G	G	G	G	G
Alcohols:																						
Amyl Alc.	G	G	X	G	G	F	G	G	G	G	G	G	G	X	G	G	G	G	F	G	F	F
Butyl Alc., Butanol	G	G	X	G	G	G	G	G	G	G	G	G	—	X	G	G	G	G	X	G	G	G
Ethyl Alc., Ethanol	G	G	F	G	G	G	G	G	G	G	G	G	G	X	G	F	G	G	G	G	F	G
Isopropyl Alcohol Isopropanol	G	G	G	G	G	G	G	G	G	G	G	G	G	X	G	G	G	G	G	G	G	G
Methyl Alcohol Methanol	G	G	X	G	G	G	G	G	G	G	G	G	G	X	G	G	G	G	F	G	F	G

G - Good      F - Fair      X - Not Recommended      — - Insufficient Information  
 \*\*\*Use Propane Approved Hose Only      ◇ Use Pinpricked Hose for Gas Applications

\*For Intermittent Transfer Only

\*\*Use Approved Freon Hose



# Chemical resistance

## Charts

Fluid	Hose and Tubing material																			Metals		
	UHMW	XLPE	PVC	Nitrile	Vinyl Nitrile	Neoprene	Teflon (PTFE)	Teflon (FEP)	Nylon 6/66	EPDM	Hypalon	Natural Rubber/SBR	Hytrel	Polyurethane	CPE	EVA	LLDPE	Nylon 11	PVC / PU Blends	Brass	Steel	316 Stainless
Aluminum Chloride	G	G	G	G	G	G	G	G	X	G	G	G	G	G	G	G	G	X	G	X	X	F
Aluminum Fluoride	G	G	G	G	G	F	G	G	X	G	G	G	—	G	X	G	G	X	G	X	X	X
Aluminum Hydroxide	G	G	G	G	G	G	G	G	G	G	G	G	—	G	G	G	G	G	G	X	F	G
Aluminum Nitrate	G	G	G	G	G	G	G	G	F	G	G	G	—	X	—	G	G	G	G	X	X	G
Aluminum Sulfate	G	G	G	G	G	G	G	G	F	G	G	G	G	G	G	G	G	G	G	X	X	G
Alums	G	G	G	G	G	G	G	G	G	G	G	G	X	G	G	G	G	F	G	X	X	F
Ammonia, Anhydrous	—	—	—	—	—	—	—	—	—	—	—	—	—	—	—	—	—	—	—	X	F	G
Ammonia Solution (10%)	G	G	G	G	G	F	G	G	X	G	G	F	X	X	X	—	G	G	—	X	G	G
Ammonium Chloride	G	G	G	G	G	G	G	G	X	G	G	G	G	F	G	G	G	X	G	X	G	F
Ammonium Hydroxide	G	G	X	F	F	F	G	G	X	G	G	F	X	X	G	G	G	G	F	X	F	G
Ammonium Nitrate	G	G	G	G	G	G	G	G	G	G	G	G	G	X	G	G	G	G	G	—	—	G
Ammonium Phosphate	G	G	F	G	G	G	G	G	G	G	G	G	G	F	G	G	G	G	G	X	X	G
Ammonium Sulfate	G	G	G	G	G	G	G	G	G	G	G	G	G	G	G	G	G	G	G	X	X	F
Amyl Acetate	G	G	X	X	X	X	G	G	G	F	X	X	F	X	X	X	X	G	X	G	F	G
Amyl Alcohol	G	G	X	G	G	F	G	G	G	G	G	G	G	X	G	G	G	G	X	G	F	F
Aniline	G	G	X	X	X	X	G	G	X	X	X	X	X	X	X	X	X	X	X	X	G	G
Aniline Dyes	G	G	X	F	F	F	G	G	X	G	F	F	X	X	X	X	X	X	X	X	X	F
Animal Oils and Fats	G	G	G	G	G	X	G	G	—	F	F	X	G	X	F	X	X	G	X	G	G	G
Anti—Freeze (Glycol Base)	G	G	G	G	G	G	G	G	—	G	G	G	G	X	G	G	F	G	G	G	G	G
Aqua Regia	X	X	X	X	X	X	G	F	X	X	X	X	X	X	X	X	X	X	F	—	X	X
Aromatic Hydrocarbons	G*	G*	X	X	X	X	G	G	G	X	X	X	X	X	X	—	G*	G	—	G	G	G
Asphalt Emulsion	X	X	X	G	X	X	G	G	—	X	X	X	G	X	F	X	—	G	F	G	G	G
Barium Chloride	G	G	G	G	G	G	G	G	—	G	G	G	G	G	G	G	G	G	G	X	F	G
Barium Hydroxide	G	G	G	G	G	G	G	G	G	G	G	G	X	G	G	G	G	G	G	X	G	G
Barium Sulfate	G	G	G	G	G	G	G	G	G	G	G	G	X	G	X	G	G	G	G	G	G	G
Barium Sulfide	G	G	G	G	G	G	G	G	—	G	G	G	X	G	G	G	G	X	G	X	X	G

G - Good

F - Fair

X - Not Recommended

— - Insufficient Information

\*For Intermittent Transfer Only

\*\*Use Approved Freon Hose

\*\*\*Use Propane Approved Hose Only

◇ Use Pinpricked Hose for Gas Applications



## Chemical resistance

## Charts

Fluid	Hose and Tubing material																			Metals		
	UHMW	XLPE	PVC	Nitrile	Vinyl Nitrile	Neoprene	Teflon (PTFE)	Teflon (FEP)	Nylon 6/66	EPDM	Hypalon	Natural Rubber/SBR	Hytrell	Polyurethane	CPE	EVA	LLDPE	Nylon 11	PVC / PU Blends	Brass	Steel	316 Stainless
Beet Sugar Liquors	G	G	G	G	G	G	G	G	G	X	G	G	—	X	G	G	G	G	—	X	G	G
Benzaldehyde	G	G	X	X	X	X	G	G	G	F	X	X	X	X	X	X	X	G	X	F	F	G
Benzene, Benzol	G*	G*	X	X	X	X	G	G	G	X	X	X	X	X	F	X	X	G	F	G	G	G
Benzoic Acid	G	G	X	X	X	G	G	G	X	X	X	X	X	X	G	G	G	X	G	F	X	F
Black Sulfate Liquor	G	F	X	F	F	G	G	G	X	G	F	X	G	X	X	G	G	X	G	X	G	G
Bleach Solution	F	F	F	X	X	X	G	G	X	G	F	X	F	F	G	G*	G	X	G	X	X	G
Borax Solution	G	G	G	F	F	G	G	G	—	G	G	G	G	G	G	G	G	G	G	G	G	G
Boric Acid	G	G	G	G	G	G	G	G	G	G	G	G	G	G	X	G	G	G	G	X	X	G
Brake Fluid (Glycol Ether Base)	G	G	X	X	X	F	G	G	—	G	X	X	—	X	G	—	X	G	X	G	G	G
Brine	G	G	G	G	G	G	G	G	—	G	G	G	G	X	G	G	G	G	G	—	X	F
Bromine	X	X	X	X	X	X	G	X	X	X	X	X	X	X	X	X	X	X	X	X	X	X
Butyl Acetate	G	G	X	X	X	X	G	G	—	F	X	X	F	X	F	—	X	G	X	G	G	G
Butyl Alcohol, Butanol	G	G	X	G	G	G	G	G	G	G	G	G	G	X	G	G	G	G	F	G	G	G
Calcium Bisulfite	G	G	G	G	G	G	G	G	X	G	G	G	X	G	X	G	G	G	G	X	X	X
Calcium Chloride	G	G	G	G	G	G	G	G	X	G	G	G	G	G	G	G	G	G	G	X	F	F
Calcium Hydroxide	G	G	G	F	F	G	G	G	G	G	F	G	G	X	G	G	G	G	G	F	G	G
Calcium Hypochlorite	G	G	G	F	F	F	G	G	X	G	F	X	F	X	G	G	G	X	G	F	X	F
Cane Sugar Liquors	G	G	G	G	G	G	G	G	—	G	G	G	G	X	G	G	G	G	—	F	G	G
Carbon Dioxide (Dry)	G	G	G	G	G	G	G	G	G	G	G	F	G	G	G	G	G	G	G	G	G	G
Carbon Dioxide (Wet)	G	G	G	G	G	G	G	G	G	G	G	F	—	G	—	G	G	G	G	F	G	G
Carbon Disulfide (Bisulfide)	F	X	X	X	X	X	G	G	X	X	X	X	X	G	X	—	X	X	—	G	G	G
Carbon Monoxide (Hot)	—	—	X	F	F	F	G	G	X	F	G	X	G	F	G	G	X	X	G	X	F	G
Carbon Tetrachloride	G*	G*	X	X	X	X	G	G	G	X	X	X	F	X	X	—	X	G	X	G	G	G
Carbonic Acid	G	G	G	G	G	G	G	G	—	G	G	G	X	G	X	G	G	G	G	X	X	F
Castor Oil	G	G	G	G	G	F	G	G	—	F	G	X	F	F	G	X	X	G	G	G	G	G
Cellosolve Acetate	G	G	X	X	X	X	G	G	—	F	F	X	X	X	X	X	—	G	G	X	X	G
Chlorinated Solvents	G*	G*	X	X	X	X	G	G	G	X	X	X	X	X	X	—	X	F	X	G	G	F

G - Good      F - Fair      X - Not Recommended      — - Insufficient Information

\*For Intermittent Transfer Only

\*\*Use Approved Freon Hose

\*\*\*Use Propane Approved Hose Only

◇ Use Pinpricked Hose for Gas Applications

# Chemical resistance

## Charts

Fluid	Hose and Tubing material																			Metals		
	UHMW	XLPE	PVC	Nitrile	Vinyl Nitrile	Neoprene	Teflon (PTFE)	Teflon (FEP)	Nylon 6/66	EPDM	Hypalon	Natural Rubber/SBR	Hytrel	Polyurethane	CPE	EVA	LLDPE	Nylon 11	PVC / PU Blends	Brass	Steel	316 Stainless
Chloroacetic Acid	G	G	X	X	X	X	G	G	X	F	X	X	X	X	X	X	X	X	F	X	X	F
Chloro-benzene	G*	G*	X	X	X	X	G	G	X	X	X	X	X	X	—	X	X	X	X	F	F	G
Chlorine Gas (Dry)	X	X	X	X	X	X	G	X	X	X	X	X	X	X	X	X	X	X	G	F	F	G
Chlorine Gas (Wet)	X	X	X	X	X	X	G	X	X	X	X	X	X	X	X	X	X	X	F	X	X	X
Chloroform	G*	G*	X	X	X	X	G	G	G	X	X	X	X	X	X	X	X	F	U	G	G	G
Chlorosulfonic Acid	F*	F*	X	X	X	X	G	G	X	X	X	X	X	X	X	X	X	X	X	X	F	X
Chromic Acid (under 25%)	G	X	F	X	X	X	G	G	X	G	G	X	X	X	X	G	F	X	G	X	X	G
Chromic Acid (25-40%)	G	X	X	X	X	X	G	G	X	G	G	X	X	X	X	F	X	X	F	X	X	F
Citric Acid	G	G	G	F	F	G	G	G	F	G	G	G	G	X	X	G	G	X	G	X	X	G
Coke Oven Gas	X	X	X	X	X	X	G	G	—	X	X	X	—	X	X	—	G	—	G	F	G	G
Copper Chloride	G	G	G	G	G	F	G	G	X	G	G	G	G	G	X	G	G	X	G	X	X	G
Copper Cyanide	G	G	G	G	G	F	G	G	G	G	G	G	—	G	—	G	G	G	G	X	X	G
Copper Sulfate	G	G	G	G	G	G	G	G	G	G	G	G	G	G	G	G	G	G	G	X	X	G
Corn Syrup (Non-food)	G	G	G	G	G	F	G	G	—	G	F	F	G	G	—	G	G	G	G	—	G	G
Cottonseed Oil	G	G	F	G	G	X	G	G	—	F	F	X	G	G	G	G	G	G	G	G	G	G
Creosote	G	G	X	F	F	X	G	G	X	X	F	X	X	F	F	X	X	X	X	F	—	G
Cresol	G	G	X	X	X	X	G	G	X	X	X	X	X	X	G	X	X	X	—	—	G	G
Cyclohexanol	G	G	X	F	F	F	G	G	G	G	G	F	—	—	G	G	F	G	X	G	F	G
Dextrose (Food Grade)	G	X	X	X	X	X	G	G	X	X	X	X	X	X	X	G	G	X	—	—	—	G
Dichloro-benzene	G*	G*	X	X	X	X	G	G	—	X	X	X	X	X	X	X	X	G	X	—	—	G
Diesel Fuel	G	G	X	G	G	X	G	G	—	X	F	X	F	F	G	—	X	G	—	G	G	G
Diethanol-amine	G	G	X	F	X	X	G	G	—	G	X	F	X	X	—	—	—	G	—	X	G	G
Diethylene-triamine	G	G	X	F	X	X	G	G	X	G	X	F	—	X	—	—	G	X	—	—	—	—
Dowtherm A	—	—	X	X	X	X	G	G	X	X	X	X	X	—	X	X	X	X	X	X	F	G
Enamel (Solvent Base)	G	G	X	F	F	X	G	G	—	X	X	X	G	—	G	—	G	G	—	G	—	G
Ethanolamine	G	G	X	F	F	X	G	G	—	G	X	G	—	X	—	—	G	G	—	X	G	G
Ethers (Ethyl Ether)	G	G	X	X	X	X	G	G	—	X	X	X	X	X	G	X	X	G	X	G	G	G
Ethyl Alcohol	G	G	F	G	G	G	G	G	G	G	G	G	G	G	G	F	G	G	G	F	G	G

G - Good      F - Fair      X - Not Recommended      — - Insufficient Information      \*For Intermittent Transfer Only      \*\*Use Approved Freon Hose  
 \*\*\*Use Propane Approved Hose Only      ◇ Use Pinpricked Hose for Gas Applications

## Chemical resistance

## Charts

Fluid	Hose and Tubing material																			Metals		
	UHMW	XLPE	PVC	Nitrile	Vinyl Nitrile	Neoprene	Teflon (PTFE)	Teflon (FEP)	Nylon 6/66	EPDM	Hypalon	Natural Rubber/SBR	Hytrel	Polyurethane	CPE	EVA	LLDPE	Nylon 11	PVC / PU Blends	Brass	Steel	316 Stainless
Ethyl Acetate	G	G	X	X	X	X	G	G	G	G	X	X	F	X	F	F	G	G	X	G	G	G
Ethyl Acrylate	G	G	X	X	X	X	G	G	—	F	X	X	—	X	F	—	—	X	X	—	G	G
Ethyl Methacrylate	G	G	X	X	X	X	G	G	—	F	X	X	—	X	F	—	—	X	—	—	G	G
Ethylamine	G	G	X	X	X	X	G	G	X	F	X	X	—	X	—	—	G	X	—	G	—	G
Ethyl Cellulose	G	G	X	F	F	F	G	G	—	F	F	G	—	F	G	—	G	F	—	F	G	F
Ethyl Chloride	G*	G*	X	X	X	X	G	G	—	X	X	X	X	F	X	X	X	G	X	F	F	G
Ethylene-diamine	G	G	X	F	X	G	G	G	X	G	F	G	—	X	—	—	G	X	—	G	G	G
Ethylene Dibromide	G	G	X	X	X	X	G	G	—	X	X	X	—	X	—	—	—	F	—	—	—	—
Ethylene Dichloride	G*	G*	X	X	X	X	G	G	—	X	X	X	X	X	X	X	X	F	X	G	X	X
Ethylene Glycol	G	G	G	G	G	G	G	G	G	G	G	G	G	F	G	G	G	G	G	F	G	G
Ethylene Oxide	G	G	X	X	X	X	G	G	—	X	X	X	G	X	X	X	X	G	X	X	F	F
Fatty Acids	G	G	G	F	F	X	G	G	G	F	X	X	G	—	F	F	G	G	G	F	F	G
Ferric Chloride 5%	G	G	G	G	G	G	G	G	G	G	G	G	—	F	G	G	G	G	G	X	X	X
Ferric Sulfate	G	G	G	G	G	G	G	G	G	G	G	G	G	—	G	G	G	G	G	X	X	F
Fertilizer Salts Solution	G	G	G	F	F	F	G	G	—	G	G	G	—	—	—	—	F	G	—	—	—	G
Formaldehyde	G	G	X	F	F	F	G	G	G	G	X	F	F	X	G	G	G	X	G	F	X	G
Formic Acid	G	G	X	F	F	F	G	G	X	G	X	X	X	X	G	G	G	X	—	F	X	G
Freon 12**	—	—	—	—	—	—	G	—	—	—	—	—	—	—	—	—	—	—	—	G	G	G
Freon 134a**	—	—	—	—	—	—	G	—	—	—	—	—	—	—	—	—	—	—	—	—	G	G
Fuel Oil	G	G	F	G	G	F	G	G	—	X	X	X	—	F	G	X	X	G	G	F	G	G
Furfural	G	G	X	X	X	X	G	G	X	F	F	X	—	—	F	X	X	X	X	F	G	G
Gasoline (Refined)	G	G	X	F	F	X	G	G	G	X	X	X	G	F	G	—	X	G	X	G	G	G
Gasoline (Unleaded)	G	G	X	G	G	X	G	G	G	X	F	X	X	X	G	—	X	G	F	G	G	G
Gasoline (10% Ethanol)	G	G	X	G	G	X	G	G	G	X	X	X	X	X	—	—	X	G	F	G	G	G
Gasoline (10% Methanol)	G	G	X	F	F	X	G	G	G	X	X	X	X	X	—	—	X	G	F	G	G	G
Glucose (Non-food)	G	G	G	G	G	G	G	G	G	G	G	G	G	G	G	G	G	G	G	G	G	G
Glycerine, Glycerol (Non-food)	G	G	G	G	G	G	G	G	G	G	G	G	G	X	G	G	G	G	G	G	G	G
Greases	G	G	G	G	G	F	G	G	G	X	F	X	G	G	G	—	G	G	G	G	G	G
Green Sulfate Liquor	G	G	G	F	F	F	G	G	X	G	G	G	X	G	X	G	G	X	F	X	X	G
Heptane	G	G	X	G	G	F	G	G	G	X	F	X	G	F	G	X	X	G	G	G	G	G

G - Good      F - Fair      X - Not Recommended      — - Insufficient Information

\*For Intermittent Transfer Only

\*\*Use Approved Freon Hose

\*\*\*Use Propane Approved Hose Only

◇ Use Pinpricked Hose for Gas Applications

# Chemical resistance

## Charts

Fluid	Hose and Tubing material																			Metals		
	UHMW	XLPE	PVC	Nitrile	Vinyl Nitrile	Neoprene	Teflon (PTFE)	Teflon (FEP)	Nylon 6/66	EPDM	Hypalon	Natural Rubber/SBR	Hytrel	Polyurethane	CPE	EVA	LLDPE	Nylon 11	PVC / PU Blends	Brass	Steel	316 Stainless
Hexane	G	G	X	G	G	F	G	G	G	X	F	X	G	F	G	X	X	G	X	G	G	G
Houghto Safe 273 to 640	G	G	F	G	G	G	G	G	—	G	—	F	—	X	G	—	G	G	—	G	G	G
Houghto Safe 5046, 5047F	G	G	G	G	G	G	G	G	—	X	X	X	G	X	G	—	G	G	—	G	G	G
Houghto Safe 1000 Series	G	G	X	X	X	X	G	G	—	G	X	X	—	X	—	—	X	G	—	G	G	G
Hydraulic Oils:																						
Straight Petroleum Base	G	G	G	G	G	F	G	G	G	X	F	X	G	G	G	F	G	G	G	G	G	G
Water Petroleum Emulsion	G	G	—	G	G	F	G	G	—	X	F	X	G	X	G	—	F	G	—	G	G	G
Water Glycol	G	G	X	G	G	G	G	G	G	G	X	F	X	X	G	—	—	G	—	G	G	G
Hydraulic Oils:																						
Straight Phosphate Ester	G	G	X	X	X	X	G	G	G	G	X	X	—	X	G	—	X	G	—	G	G	G
Phos. Ester/Petroleum Blend	G	G	X	X	X	X	G	G	G	X	X	X	—	X	G	—	X	G	—	G	G	G
Polyol Ester	G	G	—	G	G	X	G	G	—	X	—	X	—	G	G	—	—	G	—	G	G	G
Hydrobromic Acid (under 48%)	G	G	G	X	X	X	G	G	X	G	G	X	X	X	G	G	G	X	G	X	X	X
Hydrochloric Acid	G	G	G	X	X	X	G	G	X	G	G	X	X	X	G	G	G	X	G	X	X	X
Hydrocyanic Acid	G	G	G	F	F	X	G	G	X	F	G	X	X	—	X	G	G	X	F	X	F	G
Hydrofluoric Acid (under 50%)	G	G	F	X	X	X	G	G	X	F	G	X	X	X	X	G	F	X	G	X	X	G
Hydrofluoric Acid (over 50%)	G	G	X	X	X	X	G	G	X	X	G	X	X	X	X	G	X	X	G	X	X	G
Hydrofluosilicic Acid	G	G	G	F	F	X	G	G	X	G	G	X	—	—	G	—	G	X	—	X	X	X
Hydrogen	—	—	—	—	—	—	—	—	—	—	—	—	—	—	—	F	—	—	F	—	—	G
Hydrogen Peroxide	F	F	—	X	X	X	G	G	X	F	X	X	—	—	G	X	G	X	F	X	X	G
Hydrogen Sulfide	G	G	G	X	X	X	G	G	X	X	F	X	G	—	X	G	G	X	G	F	F	F
Hydrolube	G	G	G	G	G	F	G	G	—	G	—	—	F	X	—	—	G	G	—	G	G	G
Iodine	F	F	X	F	X	X	G	G	X	G	G	X	—	X	G	X	X	X	X	X	X	X
Isocyanates	G	X	X	X	X	X	G	—	X	X	X	X	X	X	X	—	X	X	—	—	—	—
Isopropyl Alcohol, Isopropanol	G	G	G	G	G	G	G	G	G	G	G	G	G	X	G	—	G	G	G	G	G	G
Isopropyl-amine	G	G	X	X	X	F	G	G	—	F	X	F	—	—	—	—	—	X	—	G	—	G
Iso-Octane	G	G	X	G	G	F	G	G	G	X	F	X	G	X	G	—	X	G	X	G	G	G
Jet Fuel (Transfer Only)	G	G	X	G	G	F	G	G	G	X	X	X	G	F	G	—	X	G	X	G	F	G

G - Good

F - Fair

X - Not Recommended

— - Insufficient Information

\*For Intermittent Transfer Only

\*\*Use Approved Freon Hose

\*\*\*Use Propane Approved Hose Only

◇ Use Pinpricked Hose for Gas Applications

## Chemical resistance

## Charts

Fluid	Hose and Tubing material																		Metals			
	UHMW	XLPE	PVC	Nitrile	Vinyl Nitrile	Neoprene	Teflon (PTFE)	Teflon (FEP)	Nylon 6/66	EPDM	Hypalon	Natural Rubber/ SBR	Hytrel	Polyurethane	CPE	EVA	LLDPE	Nylon 11	PVC / PU Blends	Brass	Steel	316 Stainless
Kerosene	G	G	X	G	G	F	G	G	G	X	F	X	F	G	G	X	X	G	X	G	G	G
Lacquer	G	G	X	X	X	X	G	G	G	X	X	X	X	X	F	X	F	G	X	G	X	G
Lacquer Solvents	G	G	X	X	X	X	G	G	G	X	X	X	F	X	F	X	F	G	X	G	X	G
Lactic Acid	G	G	G	X	X	G	G	G	G	F	G	X	X	X	X	G	G	G	G	F	F	G
Lime Sulfur	G	G	G	X	X	G	G	G	F	G	F	F	—	—	—	G	G	G	G	X	—	G
Lindol	G	G	—	X	X	X	G	G	G	G	X	X	—	X	—	—	—	G	X	F	G	G
Linseed Oil	G	G	G	G	G	X	G	G	G	X	F	X	F	F	G	X	G	G	G	F	G	G
Lubricating Oils	G	G	G	G	G	F	G	G	G	X	F	X	G	F	G	X	G	G	G	G	G	G
Lye	G	G	G	F	F	G	G	G	F	G	G	G	—	X	F	—	G	G	—	F	X	G
Magnesium Chloride	G	G	G	G	G	G	G	G	G	G	G	G	—	G	G	G	G	G	G	F	F	G
Magnesium Hydroxide	G	G	G	F	F	G	G	G	G	G	F	G	—	X	G	G	G	G	G	G	G	G
Magnesium Sulfate	G	G	G	G	G	G	G	G	G	G	G	G	—	—	G	G	G	G	G	F	G	G
Mercuric Chloride	G	G	F	F	F	G	G	G	X	G	G	F	—	—	X	G	G	X	G	X	X	X
Mercury	G	G	F	G	G	G	G	G	G	G	G	F	G	G	G	G	G	G	G	X	G	G
Methyl Alc., Methanol	G	G	X	G	G	G	G	G	G	G	G	G	G	F	G	G	G	G	X	F	G	G
Methyl Acrylate	G	G	X	X	X	X	G	G	X	F	X	X	—	X	X	—	—	X	—	G	G	G
Methyl Bromide	X	X	X	X	X	X	G	G	F	X	X	X	X	X	X	X	X	G	X	G	G	G
Methyl Chloride	G*	G*	X	X	X	X	G	G	G	X	X	X	X	X	F	X	X	G	X	G	G	G
Methylene Chloride	G*	G*	X	X	X	X	G	G	F	X	X	X	X	X	X	X	X	F	X	G	G	G
Methyl-t-Butyl Ether (MTBE)	G	G	X	F	F	X	G	G	G	X	X	X	—	—	G	—	—	G	—	—	G	G
Methyl Ethyl Ketone	G	G	X	X	X	X	G	G	G	F	X	X	G	X	X	X	G	G	X	G	G	G
Methyl Iso-butyl Ketone	G	G	X	X	X	X	G	G	G	F	X	X	—	X	X	X	G	G	X	G	G	G
Methyl Iso-propyl Ketone	G	G	X	X	X	X	G	G	G	F	X	X	—	X	X	—	G	G	X	G	G	G
Methyl Methacrylate	G	G	X	X	X	X	G	G	—	X	X	X	—	X	X	—	—	G	—	—	G	G
Mineral Oil	G	G	F	G	G	F	G	G	G	X	F	X	G	G	G	X	X	G	G	G	G	G
Mineral Spirits	G	G	X	G	G	F	G	G	G	X	X	X	G	F	G	—	G	G	—	G	G	G
Naphtha	G	G	X	F	F	F	G	G	G	X	X	X	G	F	G	X	G	G	X	F	G	G
Napthalene	G	G	X	X	X	X	G	G	G	X	X	X	F	F	G	X	X	G	X	F	G	G

G - Good      F - Fair      X - Not Recommended      — - Insufficient Information

\*For Intermittent Transfer Only

\*\*Use Approved Freon Hose

\*\*\*Use Propane Approved Hose Only

◇ Use Pinpricked Hose for Gas Applications

# Chemical resistance

## Charts

Fluid	Hose and Tubing material																			Metals		
	UHMW	XLPE	PVC	Nitrile	Vinyl Nitrile	Neoprene	Teflon (PTFE)	Teflon (FEP)	Nylon 6/66	EPDM	Hypalon	Natural Rubber/SBR	Hytrel	Polyurethane	CPE	EVA	LLDPE	Nylon 11	PVC / PU Blends	Brass	Steel	316 Stainless
Nickel Acetate	G	G	G	X	X	G	G	G	G	G	G	G	—	X	—	G	G	G	G	G	G	G
Nickel Chloride	G	G	G	G	G	F	G	G	G	G	G	G	X	X	G	G	G	G	G	X	X	F
Nickel Sulfate	G	G	G	G	G	F	G	G	G	G	G	G	—	F	G	G	G	G	G	X	X	G
Nitric Acid (under 35%)	G	F*	G	X	X	X	G	G	X	F	F	X	X	X	X	G	F*	X	G	X	X	G
Nitric Acid (35% to 60%)	F	X	F	X	X	X	G	G	X	X	X	X	X	X	X	X	X	X	G	X	X	G
Nitric Acid (over 60%)	X	X	X	X	X	X	G	G	X	X	X	X	X	X	X	X	X	X	G	X	X	G
Nitrobenzene	G	G	X	X	X	X	G	G	—	X	X	X	X	X	X	X	X	X	X	F	G	G
Nitrogen Gas ◇	G	G	G	G	G	G	G	G	G	G	G	G	—	G	G	—	G	G	—	G	G	G
Nitrous Oxide	G	G	X	X	X	X	G	G	F	X	X	G	X	X	X	—	X	F	G	G	G	G
Oleic Acid	G	G	F	F	F	X	G	G	G	F	F	X	G	F	G	X	G	G	G	F	F	G
Oleum (Fuming Sulfuric Acid)	X	X	X	X	X	X	G	G	X	X	X	X	X	X	X	X	X	X	X	X	F	G
Oxalic Acid	G	G	G	X	X	X	G	G	X	G	X	X	X	—	G	G	G	X	G	F	X	G
Oxygen (non-breathing, non-welding) ◇	G	G	G	F	F	G	G	G	G	G	G	F	G	G	G	G	G	G	G	G	G	G
Ozone (300 pphm)	F	F	X	X	X	X	G	G	X	G	G	X	X	G	G	X	X	X	X	—	F	G
Paint (Solvent Base)	G	G	X	F	F	X	G	G	G	X	X	X	—	X	—	—	F	G	—	G	G	G
Palmitic Acid	G	G	F	F	F	F	G	G	G	F	X	X	G	X	G	F	G	G	F	X	F	F
Paper Mill Liquors	G	G	X	F	F	F	G	G	X	G	F	F	X	X	—	—	X	X	—	—	—	—
Pentane	G	G	X	G	G	F	G	G	—	X	F	X	G	X	G	—	X	G	X	G	G	G
Perchloro-ethylene	G*	G*	X	X	X	X	G	G	G	X	X	X	X	X	X	—	F	X	F	F	G	G
Petroleum Ether	G	G	X	G	F	X	G	G	G	X	X	X	—	G	G	X	X	G	F	G	G	G
Petroleum Oils	G	G	G	G	G	F	G	G	G	X	F	X	G	G	G	—	G	G	—	G	G	G
Phenol	G	G	X	X	X	X	G	G	X	X	X	X	X	—	G	X	X	X	X	F	X	F
Phosphoric Acid (to 85%)	G	G	G	X	X	F	G	G	X	G	G	F	X	X	X	G	G	X	G	X	X	F
Picric Acid (Molten)	X	X	X	X	X	X	G	G	X	X	F	X	X	X	X	G	X	X	X	X	X	F
Picric Acid (Solution)	G	G	X	F	F	X	G	G	X	F	G	X	X	F	X	G	X	X	X	X	X	F
Potassium Chloride	G	G	G	G	G	G	G	G	G	G	G	G	—	G	G	G	G	G	G	F	X	G

G - Good F - Fair X - Not Recommended

— - Insufficient Information

\*For Intermittent Transfer Only

\*\*Use Approved Freon Hose

◇ Use Pinpricked hose for gas applications



## Chemical resistance

## Charts

Fluid	Hose and Tubing material																			Metals		
	UHMW	XLPE	PVC	Nitrile	Vinyl Nitrile	Neoprene	Teflon (PTFE)	Teflon (FEP)	Nylon 6/66	EPDM	Hypalon	Natural Rubber/SBR	Hytrel	Polyurethane	CPE	EVA	LLDPE	Nylon 11	PVC / PU Blends	Brass	Steel	316 Stainless
Potassium Cyanide	G	G	G	G	G	G	G	G	G	G	G	G	G	G	G	F	G	G	F	X	G	G
Potassium Dichromate	G	G	G	X	X	X	G	G	—	G	X	X	—	G	G	G	G	F	G	X	G	G
Potassium Hydroxide	G	G	G	F	F	F	G	G	F	G	G	G	F	X	G	G	G	G	G	F	X	G
Potassium Permanganate	G	G	G	X	X	X	G	G	X	G	G	G	X	X	—	X	G	X	G	—	—	—
Potassium Sulfate	G	G	G	G	G	G	G	G	G	G	G	G	—	G	G	G	G	G	G	F	F	G
Propane Liquid***	—	—	—	G	—	—	—	G	—	—	—	—	—	—	—	X	—	—	—	G	G	G
Propylene Glycol	G	G	F	G	F	G	G	G	—	G	G	G	G	—	G	G	G	G	—	F	G	G
Pyridine	G	G	X	X	X	X	G	G	X	F	X	X	X	X	X	—	G	X	—	F	G	G
Sea Water	G	G	G	G	G	G	G	G	G	G	G	G	G	X	G	G	G	G	G	G	F	G
Silver Nitrate	G	G	G	G	G	G	G	G	G	G	G	G	—	G	—	G	G	G	G	X	X	F
Skydrol	G	G	X	X	X	X	G	G	G	G	X	X	—	X	G	—	X	G	—	G	G	G
Soap Solution	G	G	G	G	G	F	G	G	G	G	G	X	G	G	G	G	X	G	G	G	G	G
Sodium Bicarbonate	G	G	G	G	G	G	G	G	G	G	G	G	G	G	G	G	G	G	G	F	F	G
Sodium Bisulfate	G	G	G	G	G	G	G	G	G	G	G	G	X	G	G	G	G	G	G	F	F	F
Sodium Bisulfite	G	G	G	G	G	G	G	G	G	G	G	G	G	G	G	G	G	G	G	F	X	G
Sodium Borate	G	G	G	G	G	G	G	G	G	G	G	G	G	G	—	—	G	G	—	G	G	G
Sodium Carbonate	G	G	G	G	G	G	G	G	G	G	G	G	G	G	G	G	G	G	G	X	G	G
Sodium Chloride	G	G	G	G	G	G	G	G	G	G	G	G	G	G	G	G	G	G	G	X	F	G
Sodium Cyanide	G	G	G	G	G	G	G	G	G	G	G	G	G	G	G	G	G	G	G	X	F	G
Sodium Hydroxide	G	G	G	F	F	G	G	G	F	G	G	G	—	X	F	G	G	G	F	F	X	G
Sodium Hypochlorite	G	G	G	X	X	X	G	G	X	G	G	X	G	X	F	G	G	X	G	X	X	F
Sodium Nitrate	G	G	G	G	G	F	G	G	G	G	G	G	G	F	G	G	G	G	G	F	G	G
Sodium Perborate	G	G	G	G	G	X	G	G	F	G	X	G	G	X	X	—	G	G	—	F	F	G
Sodium Peroxide	G	G	X	F	F	F	G	G	X	G	F	X	G	X	X	—	X	G	—	X	F	G
Sodium Phosphates	G	G	G	G	G	F	G	G	G	G	G	G	G	G	X	G	G	G	G	F	F	F
Sodium Silicate	G	G	G	G	G	G	G	G	G	G	G	G	G	G	G	G	G	G	G	F	F	G

G - Good

F - Fair

X - Not Recommended

— - Insufficient Information

\*For Intermittent Transfer Only

\*\*Use Approved Freon Hose

\*\*\*Use Propane Approved Hose Only

◇ Use Pinpricked Hose for Gas Applications

# Chemical resistance

## Charts

Fluid	Hose and Tubing material																			Metals		
	UHMW	XLPE	PVC	Nitrile	Vinyl Nitrile	Neoprene	Teflon (PTFE)	Teflon (FEP)	Nylon 6/66	EPDM	Hypalon	Natural Rubber/SBR	Hydrel	Polyurethane	CPE	EVA	LLDPE	Nylon 11	PVC / PU Blends	Brass	Steel	316 Stainless
Sodium Sulfate	G	G	G	G	G	G	G	G	G	G	G	G	G	G	G	G	G	G	G	F	F	G
Sodium Sulfide	G	G	G	G	G	G	G	G	G	G	G	G	G	G	G	G	G	G	G	X	X	G
Sodium Thiosulfate	G	G	G	G	G	G	G	G	G	G	G	G	—	G	G	G	G	G	G	X	X	G
Soybean Oil	G	G	F	G	G	F	G	G	—	F	G	X	G	G	G	—	G	G	—	G	G	G
Stannic Chloride	G	G	G	G	G	X	G	G	X	G	G	G	G	G	G	G	G	F	G	X	X	X
Steam 450°F	X	X	X	X	X	X	G	G	X	G	X	X	X	X	X	—	X	X	—	F	F	G
Stearic Acid	G	G	F	F	F	F	G	G	G	F	F	X	G	G	G	G	G	G	F	X	X	G
Stoddard Solvent	G	G	X	G	G	F	G	G	G	X	X	X	G	G	G	X	X	G	G	G	G	G
Styrene	G*	G*	X	X	X	X	G	G	G	X	X	X	X	X	X	—	X	G	X	G	G	G
Sulfur 70°F	G	G	F	X	X	G	G	G	G	G	G	X	G	F	G	G	G	G	G	X	X	G
Sulfur 200°F	X	X	X	X	X	X	G	G	X	X	G	X	X	X	X	—	X	X	—	X	X	G
Sulfur Chloride	G	G	X	X	X	X	G	G	X	X	F	X	X	X	G	—	G	X	—	X	X	X
Sulfur Dioxide	X	X	X	X	X	X	G	G	X	G	X	X	X	X	X	X	X	X	F	X	—	G
Sulfuric Acid (under 50%)	G	G	G	X	X	X	G	G	X	G	G	X	X	X	X	G	G	X	G	X	X	X
Sulfuric Acid (51% to 70%)	G	G	G	X	X	X	G	G	X	F	G	X	X	X	X	X	X	X	F	X	X	X
Sulfuric Acid (71% to 95%)	G	F	X	X	X	X	G	G	X	F	F	X	X	X	X	X	X	X	G	X	X	X
Sulfuric Acid (96% to 98%)	G	X	X	X	X	X	G	G	X	X	X	X	X	X	X	X	X	X	X	X	X	X
Tannic Acid	G	G	G	F	F	F	G	G	X	G	G	G	G	G	G	G	G	X	G	F	X	G
Tar	X	X	X	F	F	F	G	G	G	X	X	X	G	F	F	—	X	X	—	F	F	G
Tartaric Acid	G	G	G	G	G	F	G	G	G	G	G	G	—	G	G	G	G	G	G	F	X	F
Tetrachloro-ethane	G*	G*	X	X	X	X	G	G	—	X	X	X	X	X	X	—	F	F	X	—	—	G
Tetrahydro-furan (THF)	G	G	X	X	X	X	G	G	—	X	X	X	—	X	—	X	X	G	X	—	—	G
Toluene	G*	G*	X	X	X	X	G	G	G	X	X	X	X	X	X	X	G*	G	X	G	G	G
Transmission Oil (Petrol. Base)	G	G	G	G	G	F	G	G	G	X	F	X	G	G	G	X	G	G	—	G	G	G
Trichloro-ethane	G*	G*	X	X	X	X	G	G	G	X	X	X	X	X	X	—	G*	F	—	G	G	G
Trichloro-ethylene	G*	G*	X	X	X	X	G	G	G	X	X	X	X	X	X	X	G*	F	—	G	G	G
Tung Oil	G	G	—	G	G	F	G	G	—	X	F	X	G	F	X	—	—	G	—	F	G	G
Turpentine	G	G	X	F	F	X	G	G	G	X	X	X	F	X	F	X	G	G	G	F	G	G
Urea (Water Solution)	G	G	G	X	X	G	G	G	G	G	G	G	G	G	G	G	G	G	G	—	G	G

G - Good

F - Fair

X - Not Recommended

— - Insufficient Information

\*For Intermittent Transfer Only

\*\*Use Approved Freon Hose

\*\*\*Use Propane Approved Hose Only

◇ Use Pinpricked Hose for Gas Applications

## Chemical resistance

## Charts

Fluid	Hose and Tubing material																			Metals		
	UHMW	XLPE	PVC	Nitrile	Vinyl Nitrile	Neoprene	Teflon (PTFE)	Teflon (FEP)	Nylon 6/66	EPDM	Hypalon	Natural Rubber/SBR	Hytrel	Polyurethane	CPE	EVA	LLDPE	Nylon 11	PVC / PU Blends	Brass	Steel	316 Stainless
Uric Acid	G	G	G	—	—	—	G	G	G	—	—	—	X	X	—	G	G	G	G	—	—	F
Varnish	G	G	X	X	X	X	G	G	G	X	X	X	—	X	F	X	G	G	X	G	G	G
Vegetable Oil (Non-food)	G	G	F	G	G	X	G	G	G	X	G	X	—	G	—	X	G	G	G	G	G	G
Vinegar	G	G	G	F	F	G	G	G	X	G	G	F	—	X	F	G	G	G	—	X	F	G
Vinyl Acetate	G	G	X	X	X	X	G	G	—	F	X	X	—	X	—	X	—	G	X	F	G	G
Water (non-potable)	G	G	G	G	G	G	G	G	G	G	G	G	G	G	G	G	G	G	G	F	F	G
Water—Glycol Mixture	G	G	X	G	G	G	G	G	G	G	X	F	X	X	G	G	—	G	G	G	G	G
Water—Petroleum Mixture	G	G	—	G	G	F	G	G	G	X	F	X	G	X	G	G	F	G	G	G	G	G
Xylene	G*	G*	X	X	X	X	G	G	G	X	X	X	F	X	X	X	G*	G	X	G	G	G
Zinc Chloride	G	G	G	G	G	G	G	G	X	G	G	G	X	G	X	G	G	X	G	X	X	X
Zinc Sulfate	G	G	G	G	G	G	G	G	G	G	G	G	—	G	X	G	G	G	G	X	X	G

G - Good

F - Fair

X - Not Recommended

— - Insufficient Information

\*For Intermittent Transfer Only

\*\*Use Approved Freon Hose

\*\*\*Use Propane Approved Hose Only

◇ Use Pinpricked Hose for Gas Applications

## General hose information

Hose construction . . . . .	N-2	Flow capacities . . . . .	N-13
Hose maintenance. . . . .	N-5	Elastomer chart . . . . .	N-14
Troubleshooting . . . . .	N-10	Flow capacities pressure drop. . . . .	N-15
Flow rate, Pressure drop and Flow capacity . . . . .	N-11	Index . . . . .	N-16
Steam temperatures . . . . .	N-12		



# General hose information

## Hose construction and Hose selection

### Hose Construction

A hose consists of three components including the tube, reinforcement, and cover. Each component serves an important function in contributing to the overall performance of the hose.

#### Components of a hose:

##### Tube functions:

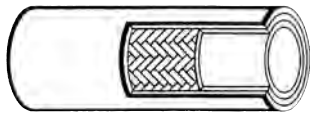
- Conveys media
- Temperature resistant
- Protects reinforcement and cover
- Dissipates static electricity

##### Reinforcement functions:

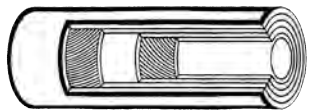
- Supports pressure/vacuum
- Supports tube
- Controls elongation/shrinking of hose OD/ID
- Helps fitting retention

##### Reinforcement types:

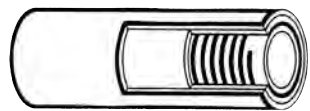
- 1) Braid - carbon steel or fiber
- 2) Spiral - carbon steel or fiber
- 3) Helical - carbon steel



Braid reinforcement



Spiral reinforcement



Helical reinforcement

#### Cover functions:

- Protects reinforcement from external environment
- Provides weather, abrasion, chemical, temperature, and ozone resistance

### Hose Selection

Selecting the proper hose for an application is critical to ensure safety of people and property, as well as long hose life. Therefore, it is important to understand the factors involved.

#### Factors include:

- Application
- Pressure and/or suction
- Environment
- Compatibility with material conveyed
- Temperature
- Size
- Flexibility
- Bend radius
- Weight

#### Application

The first step in properly selecting a hose is to identify the application and material to be transferred. Then consider the hoses available for that type of service. Eaton Industrial hose is intended for specific applications and materials.



#### **WARNING** Hose use and care:

**Never use a hose to transfer material it is not specifically meant to transfer. Doing so could deteriorate the hose and result in leaking, hose bursting, or end blow-offs. This could lead to serious personal injury or death. Always transfer material in a hose that is designed specifically to transfer that material.**

A special application consideration, especially in gases, petroleum-based liquids, volatile solvents, and dry material transfer applications, is whether the velocity of the material being transferred will cause static buildup. This, in turn, can cause an explosion.

#### **According to ARPM Hose Handbook 8th edition 2009:**

Electrical engineers differ in opinion on the effects of static electricity and the means of dissipating it. In handling gasoline and other petroleum-based liquids, recognized national associations and companies have conflicting opinions on the need for conductive hoses.

Until a consensus is reached among all associations, laboratories and users and a standard practice is established, it is essential that the user determine the need for a static bonded hose based on (a) the intended use of the hose, (b) instructions from the company's Safety Division, (c) the insurer, and (d) the laws of the states in which the hose will be used.

Some types of hose include a body reinforcing wire.

This wire can be used for electrical continuity provided that proper contact is made between it and the hose coupling. This can be done by extending the body wire to the ends of the hose, or by attaching a light static wire to the outermost coils of the body wire. This lighter wire is led through the ends of the hose and attached to the couplings. In nonwire reinforced hose, a static wire can be included in the hose body.

The tendency has been toward a grounding connection completely separate from the hose or to have the tube or cover of the hose conducting. Examples would be sand blast hose with conducting tube or aircraft fueling hose with a conducting cover.

An internal static wire could break or lose contact with the couplings and not be detected visually. This could occur from an unusual stress imposed on the hose.

Finally, be aware that many industries have governing agencies that issue mandatory or suggested guidelines for the use of hose in certain applications.



# General hose information

## Hose construction and Hose selection

### Pressure & Suction

The selected hose and coupling must be able to continually withstand the maximum pressure that will be generated in the application.

**WARNING** Hose use and care: Consider both working pressure and pressure surges when determining "maximum" pressure. Failure to select a hose that meets both these requirements could lead to end blow-offs, hose leakage, and hose bursting. The result could be serious injury or death. The Eaton Industrial hose you choose must meet or exceed the required working pressure, and must have a safety factor to allow for surge pressure.

It may be reassuring to know that every length of Eaton Industrial chemical transfer hose is pressure tested to 1-1/2 times the working pressure before it is packaged and shipped.

**CAUTION** In suction applications, suction (or vacuum) considerations are as critical to hose life as pressure considerations. Hoses in these applications are vulnerable to crushing forces because the atmospheric pressure outside the hose is greater than the pressure inside the hose. A hose not having the proper suction rating for your applications may collapse and result in equipment failure.

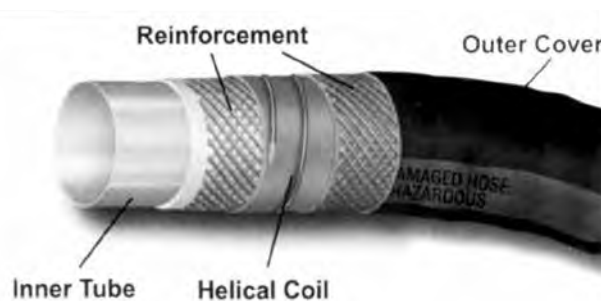
Eaton Industrial suction hoses have helical wire reinforcement and are rated for full vacuum. "Inches of mercury" is the standard of measurement for vacuum. Full vacuum is equal to 29.92 inches of mercury.

### Environment & Compatibility

Environment refers to both the external environment and the internal environment in which the hose will be working. Different components of the hose will be affected by these two types of environment.

Most hoses consist of three components: an **inner tube**, a **reinforcement**, and an **outer cover**.

Elastomers are the basic ingredient of all rubber compounds. However, be aware that when specifying tube and cover compounds, significant application differences may exist between two compounds listed as having the same basic elastomer.



For example, Eaton Industrial's TIGER and OTTER hoses list inner tubes made from EPDM, but *recommended* use for each of these hoses is quite different.

These differences occur because compounds contain many materials in addition to elastomers. Some of these materials include processing aids, carbon black, vulcanization agents, accelerators, age resistors, and other ingredients. Before making assumptions about the suitability of a particular hose for a given application, always read the "Applications" information for each specific hose listed in this catalog.

The first hose component, the **inner tube**, conveys the material being transferred. The tube must be compatible with these materials. This is the hose's internal environment. Whenever you specify a Eaton Industrial hose, refer to the chemical resistance chart in this catalog.

**DANGER** Never transfer material in an inner tube that is not compatible with that material. Likewise, never use hose at temperatures, pressures, or chemical concentrations above those recommended by Eaton. Doing so will weaken or deteriorate the hose, leading to leakage, hose bursting, or end blow-offs. Personal injury or death can result.

The next hose component, the **reinforcement**, is the strength member of the hose. Reinforcement usually consists of fiber, thermoplastic, carbon steel, or stainless steel spirals, braids and coils. The helical coil is used in all hardwall hoses and is required in vacuum and suction applications. The coil is necessary to help the hose withstand atmospheric pressure that is greater than the internal pressure of the hose to prevent the hose from collapsing. It is usually made of steel or thermoplastic monofilament.



# General hose information

## Hose construction and Hose selection

The final hose component is the **outer cover**. The outer cover protects the reinforcement from the external environment. It is usually rubber, thermoplastic, fiber, or metal. The hose outer cover must protect against weathering, abrasion, chemicals, extreme temperature ranges, ozone, and other adverse conditions.

The “Elastomers” chart in this catalog (page N-14) contains a listing of general characteristics of some common elastomers and their physical properties as they relate to specific service needs. When application questions arise, contact Eaton Technical Support.

If any questions arise please contact your usual Eaton Technical Support or Customer Support teams.

Heat can be a catalyst for chemical reaction. When selecting a Eaton Industrial hose, consider both the ambient temperature and the temperature of the material being conveyed.

**! WARNING Do not use a hose at temperatures that exceed the hose temperature rating. Doing so could deteriorate the hose, leading to leaks, hose bursting, and end blow-offs. This could result in serious personal injury or death.**

Cold temperatures are another consideration. Hose must be flexible and be able to withstand temperatures well below 0°F in some applications.

Be aware that rated hose temperatures do not imply that a hose can handle all materials within the listed temperature range and concentration.

For specific application information and hose temperature ratings, always follow the guidelines in this catalog, or contact Eaton Technical Support.

If any questions arise please contact your usual Eaton Technical Support or Customer Support teams.

All chemicals listed in the chart are rated at 70°F unless otherwise stated.

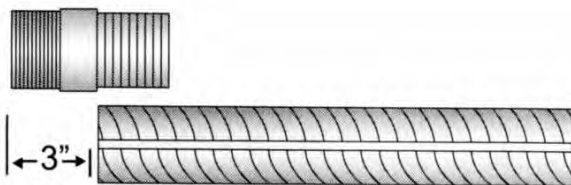
### Size

Size can refer to the length of the hose, the **inner diameter** (I.D.), and the **outer diameter** (O.D.). To determine the correct length of hose for an application, always remember to subtract the cut-off factor for each end fitting or coupling from the overall length of the assembly. For example, if the total length of the assembly needs to be 20 feet, and each end extends past the hose three inches, the cut-off factor is three inches at each end, or six inches total. Twenty feet minus six inches yields a hose length of 19-1/2 feet.

Remember to subtract the cut-off factor for each end fitting when preparing hose.

Inner diameter is important in relation to volume transfer requirements. The larger the hose inner diameter, the greater the volume of material that can be transferred in a given time.

**! WARNING Be aware that if you replace a hose with one having a different I.D. than the original hose, material velocity could increase or decrease, possibly creating static electricity. This could lead to an explosion causing serious injury or death.**



**Cut-off Factor**

# General hose information

## Hose maintenance

### Hose Maintenance

Hose has a limited life based on the severity and type of chemical contact, environment or exposure to heat and petroleum products. Eaton recommends the following maintenance procedure to determine when hose should be replaced.

### General Test and Inspection Procedures for Hose

An inspection and hydrostatic test should be done periodically to ensure hose is suitable for continued service.

A visual inspection of the hose should be made for loose covers, kinks, bulges, or soft spots which might indicate broken or displaced reinforcement. The couplings or fittings should be closely examined and, if there is any sign of movement of the hose from the couplings, the hose should be removed from service.

The periodic inspection should include a hydrostatic test for one minute at 150 percent of the recommended working pressure of the hose. During the hydrostatic test, the hose should be straight, not coiled or in a kinked position. Water is the usual test medium and, following the test, the hose may be flushed with alcohol to remove traces of moisture. A regular schedule for testing should be followed and inspection records maintained.

### Hose Inspection

Hose assemblies shall be inspected and tested immediately after the hose is subjected to abnormal abuse such as: severe end pull, flattening or crushing or sharp kinking. As you inspect a hose assembly, remember that most hose failures occur between the coupling and the first three feet along the hose length. Pay close attention to this area. Any hose that has been recoupled shall be proof-tested for one minute at 150 percent of the recommended working pressure of the hose, and inspected before being placed in service.



**SAFETY WARNING:** Before conducting any pressure tests on hose, provision must be made to ensure the safety of the personnel performing the tests and to prevent any possible damage to property. Only trained personnel using proper tools and procedures should conduct any pressure tests.

The following guidelines should be adhered to during testing and/or inspection:

1. Air or any other compressible gas must never be used as the test medium because of the explosive action of the hose should a failure occur. Such a failure might result in possible damage to property and serious bodily injury.

2. Air should be removed from the hose by bleeding it through an outlet valve while the hose is being filled with the test medium.
3. Hose to be pressure tested must be restrained by placing steel rods or straps close to each end and at approximate 10 foot (3m) intervals along its length to keep the hose from "whipping" if failure occurs; the steel rods or straps are to be anchored firmly to the test structure but in such a manner that they do not contact the hose which must be free to move.
4. The outlet end of hose is to be bulwarked so that a blown-out fitting will be stopped.
5. Provisions must be made to protect testing personnel from the forces of the pressure medium if a failure occurs.
6. Testing personnel must never stand in front of or in back of the ends of a hose being pressure tested.
7. If liquids such as gasoline, oil, solvent, or other hazardous fluids are used as the test fluid, precautions must be taken to protect against fire or other damage should a hose fail and the test liquid be sprayed over the surrounding area.

### Visual Inspection

#### 1. Hose

Any cuts, gouges or tears in the cover which do not expose the reinforcement should be repaired before the hose is returned to service. If the reinforcement is exposed, retire the hose from service.

Covers may show surface cracking or crazing due to prolonged exposure to sunlight, ozone, or high temperature during soak tank cleaning. Such deterioration, which does not expose reinforcing materials, is not cause for retirement.

Check for signs of soft spots, blisters, and kinking. If soft spots exist, pressure test the hose assembly and determine whether it is necessary to discard it.



**WARNING** If cover blisters exist, be careful not to pop them. If the hose was damaged in such a way that material was allowed to leak between the cover and inner tube, the blisters may contain this material. If the material is hazardous and splatters when the blisters are popped, it could cause serious physical injury.

# General hose information

## Hose maintenance

### Visual Inspection continued

Look for any indication of kinking or broken reinforcement as evidenced by any permanent distortion, longitudinal ridges, or bulges.

According to RMA IP-11-7 Chemical Hose Bulletin, crushed or kinked spots where the hose O.D. is reduced by 20 percent or more of the normal O.D. indicate the hose probably has internal damage. The hose assembly must be removed from service to ensure the safety of people in the work area.



**WARNING: Kinks can cause hose to burst, leading to bodily harm.**

Hose containing kinked or crushed spots where the hose O.D. is reduced by 20 percent may be used if the hose passes the hydrostatic tests. Use a caliper to measure the hose outer diameter at several places around the diameter to determine any O.D. reduction. An inspection mirror and a flashlight can be used to inspect the inner tube for abuse, wear, and/or chemical attack.



### 2. Couplings

All metals are subject to attack by various chemicals. Check with the manufacturer to make sure that suitable end fittings, appropriate to both the hose and the chemical being handled, are being used.

Exposed surfaces of couplings, flanges and nipples shall be examined for cracks or excessive corrosion. Either condition shall cause the hose assembly to be retired from service. Any evidence of coupling or nipple slippage on the hose is cause for removing the hose assembly from service.

The Rubber Manufacturers Association (RMA) has published a series of technical bulletins which detail maintenance, testing, and inspection recommendations.

Because the life expectancy of the hose is limited, the user must be alert to signs of impending failure, particularly when the conditions of service include high working pressures and/or the conveyance or containment of hazardous materials. The periodic inspection and testing procedures described here provide a schedule of specific measures which constitute a minimum level of user action to detect signs indicating hose deterioration or loss of performance before conditions leading to malfunction or failure are reached.



**SAFETY WARNING: Failure to properly follow the manufacturer's recommended procedures for the care, maintenance and storage of a particular hose might result in its failure to perform in the manner intended and might result in possible damage to property and serious bodily injury.**

### Hydrostatic Pressure Test

For large-bore hose being used in dock service, an inspection card which describes the hose, manufacturer, date received, purchase order number, and date of installation should be maintained for each hose. The inspection card should be used to record the test results and condition of the hose.

Eaton recommends that new hose assemblies be hydrostatically tested before being placed in service. Hydrostatic testing should be done at periodic intervals to determine if a hose is suitable for continued service. The hydrostatic test and examination shall be conducted in the following manner.

**Hose to be pressure tested must be restrained by placing steel rods or straps close to each end and at approximate 10 foot (3m) intervals along its length to keep the hose from "whipping" if failure occurs; the steel rods or straps are to be anchored firmly to the test structure but in such a manner that they do not contact the hose which must be free to move.**

1. Hose shall lie in a straight and horizontal position supported on rollers to permit easy movement when under the test pressure.
2. Water should be used as the test liquid. Never pressure test with solvents, corrosive liquids, or with compressed gases.
3. Fill the hose with water with the outlet end raised and the outlet valve open to ensure the complete removal of air. When all the air has been expelled, close the outlet valve and lower the raised end.
4. For new hose, raise the pressure to 2 times the rated working pressure of the hose and hold for 5 minutes. During this hold period, the hose shall be examined for leaks at the couplings, fitting slippage, or for any indication of weakness in the hose structure.
5. For used hose, test with a pressure of 1-1/2 times the rated working pressure of the hose for one minute and examine as above.
6. Completely relieve test pressure from the system prior to releasing hose from test equipment.
7. Thoroughly drain the water from the hose after completion of the hydrostatic test.

### Electrical Continuity

When required by the user, electrical continuity between the fittings shall be tested using an ohm meter. The hose must be clean and dry for this test.

# General hose information

## Hose maintenance

### General Care and Maintenance of Hose

Hose should not be subjected to any form of abuse in service. It should be handled with reasonable care. Hose should not be dragged over sharp or abrasive surfaces unless specifically designed for such service. Care should be taken to protect hose from severe end loads for which the hose or hose assembly was not designed. Hose should be used at or below its rated working pressure; any changes in pressure should be made gradually so as to not subject the hose to excessive surge pressures. Hose should not be kinked or be run over by equipment. In handling large size hose, dollies should be used whenever possible; slings or handling rigs, properly placed, should be used to support heavy hose used in oil suction and discharge service.

### Hose Repair

There are some circumstances in which chemical hoses can be repaired. For example, if a hose has been kinked near the coupling and a close inspection of the assembly reveals that this is the only damage, the assembly can be repaired.



**WARNING** Wear safety glasses, gloves, and protective clothing when cutting hose. They will help protect your eyes and skin from flying debris. When recoupling a used hose assembly, begin by cutting

the hose far enough beyond the shank to eliminate the possibility of cutting into the shank. When cutting out a kink, cut behind the kink far enough so that the ID/OD of the remaining hose is round. Use calipers to confirm roundness. Make sure to cut the hose squarely. Next wipe the inner tube of the cut end with a clean rag.

Before recoupling the hose, make sure to carefully inspect the tube. This is important because it is easy to see the condition of the tube and reinforcement of the hose when the coupling is cut off. Look for any evidence of deterioration of the hose tube. If there are signs of deterioration, remove the hose assembly from service. If after close inspection none of these signs is present, the hose may be recoupled.

Any hose that has been used to convey an abrasive material, such as plastic pellets and powders, should not be recoupled due to the inherent thickness reduction that results from the transfer of abrasive materials.

Finally, pressure test and tag any recoupled assembly as recommended.

### Storage

Proper storage conditions can enhance and extend substantially the ultimate life of hose products. Rubber hose products in storage can be affected adversely by temperature, humidity, ozone, sunlight, oils, solvents, corrosive liquids and fumes, insects, rodents and radioactive materials. The appropriate method

for storing hose depends to a great extent on its size (diameter and length), the quantity to be stored, and the way in which it is packaged. Hose should not be piled or stacked to such an extent that the weight of the stack creates distortions on the lengths stored at the bottom. Since hose products vary considerably in size, weight, and length, it is not practical to establish definite recommendations on this point. Hose having a very light wall will not support as much load as would a hose having a heavier wall or hose having a wire reinforcement. Hose which is shipped in coils or bales should be stored so that the coils are in a horizontal plane.

### Storage Do's:

- Whenever feasible, rubber hose products should be stored in their original shipping containers which provide some protection against the deteriorating effects of oils, solvents, and corrosive liquids; shipping containers also afford some protection against ozone and sunlight.
- Certain rodents and insects will damage rubber hose products, and adequate protection from them should be provided. Be sure ends are capped to keep out insects, rodents, and other contaminants that can damage the hose.
- Hose shipped in coils or bales should be stored so the coils are in a horizontal plane.

- Store items on a first-in, first-out basis. Remember that even under the best of conditions, an unusually long shelf life will deteriorate certain rubber products. Inspect and test the hose assembly before placing it in service. Usually, any wear or damage will be apparent during inspection or testing.
- The ideal temperature for the storage of rubber products ranges from 50° to 70°F (10-21°C) with a maximum limit of 100°F (38°C). If stored below 32°F (0°C), some rubber products become stiff and will require warming before being placed in service.
- Storage areas should be relatively cool and dark, and free of dampness and mildew. Items should be stored on a first-in, first-out basis, since even under the best of conditions, an unusually long shelf life could deteriorate certain rubber products.

### Storage Don'ts:

- Don't pile or stack hose to such an extent that the weight of the stack distorts the lengths stored on the bottom. Remember that hose having a very light wall will not support as much load as a hose having a heavier wall or wire reinforcement.



# General hose information

## Hose maintenance

- Don't store rubber products near heat sources such as radiators and base heaters, or near electrical equipment that might generate ozone. Also do not store hose for long periods in geographical areas of known high ozone concentration. Ozone ages rubber.
- Don't expose hose to direct or reflected sunlight during storage. This ages rubber.
- Don't store uncovered hose under fluorescent or mercury lamps. They generate light waves harmful to rubber.
- Don't hang hose assemblies on hooks, nails, or other devices which could cut or damage hose.

The Rubber Manufacturers Association has published separately a series of Hose Technical Information bulletins describing hoses designed for different applications which detail Maintenance, Testing and Inspection recommendations. Refer to the *ARPM Catalog of Publications*, issued annually, to determine the availability of the latest edition. Bulletins published include the following:

### Publication No.

- IP 11—1— Steam Hose
- IP 11—2— Anhydrous Ammonia Hose
- IP 11—4— Oil Suction and Discharge Hose
- IP 11—5— Welding Hose
- IP 11—6— Fire Hose
- IP 11—7— Chemical Hose
- IP 11—8— Fuel Dispensing Hose

### ARPM

1400 K Street, N.W.  
Washington, D.C. 20005

RMA Publications order desk: (800) 325-5095

### Proper Used Hose Storage

Before placing used hose in storage, completely drain it and flush out any potentially explosive vapors or corrosive residues.

Also make sure you dispose of waste in a manner that complies with federal, state, and local environmental regulations.



**WARNING: Take extreme care when flushing out a chemical hose with water. Some chemicals, such as concentrated acids, may react with water and cause spattering. These materials can cause serious personal injury or death if they get into eyes or onto skin. Wear safety glasses, gloves and other protective clothing to help guard against this.**

Continue by laying the hose assembly on a solid support, allowing air to circulate through it. This helps extend the hose life. Further, store the hose in a cool, dark, dry place at a temperature ideally between 50°F and 70°F.

### Proper Hose Handling

Proper hose handling can help preserve hose assembly life and work environment safety. Therefore, consider the following points when handling hose assemblies.

- Avoid crushing or kinking the hose. This can cause severe damage to the reinforcement that isn't always obvious when looking at the cover.
- Do not drag the hose or lift a large bore hose from the middle of its length with the ends hanging down. Doing so can cause kinking, cover cuts, hose reinforcement damage, and coupling damage.
- Limit the curvature of the hose to the minimum bend radius recommended by the manufacturer. Also avoid sharp bends at the end fittings and at manifold connections.
- Do not exceed pressure and temperature limits because this could damage the hose and ultimately result in serious bodily injury or property damage. Monitor pressure and temperature during hose use.
- Never allow chemicals, solvents, or any other hazardous materials to drip onto ground. Always comply with environmental laws.
- Never allow chemicals to drip on the exterior of a hose or allow hose to lay in a pool of chemicals. The hose cover may not have the chemical resistance of the tube. If a corrosive material comes into contact with the hose reinforcement, the result could be early hose failure.
- Avoid extreme flexing of the hose near the coupling. If necessary, use elbows in the piping system to assure a straight line connection with the hose.
- Protect hose from heat, flame, cutting, and twisting. Use shields or clamps to do this.
- Support hose to avoid mechanical strain on couplings.
- Be aware that dropping or dragging the assembly, chemical incompatibility, exposure to temperature extremes, or extensive internal coupling abrasion can cause leaks and reduce coupling retention.



**WARNING: Do not use damaged hose. Doing so could result in serious personal injury or death.**

# General hose information


## Hose maintenance


### Cleaning Hose Assemblies

Cleaning of hose assemblies should be done at a facility with the means of disposing of wastes and hazardous materials properly. All water and/or cleaning solutions used should be retained and disposed of in a way that complies with applicable laws.

Eaton Industrial does not recommend that distributors handle hose assemblies that have not been cleaned properly.

When you clean a tank or change the materials to be transferred, clean the hose assemblies. Three methods can be used: the soak tank, the closed loop system, or the rotating brush. The most appropriate method will depend on the hose use and location.

 **WARNING: Use of pressure wands to clean hose is not recommended. The high concentration of heat and pressure in a confined area can damage the hose inner tube and lead to hose bursting, leakage, spraying, or end blow-offs. This could cause serious personal injury or death.**


 **WARNING: Always wear safety glasses, gloves, and protective clothing when cleaning hose, no matter which hose cleaning method you use. Otherwise, burns, blisters, eye damage or other injuries could occur.**

If you choose the soak tank method, the cleaning solution usually caustic soda and water- should be no more than 150°F. Gently lay the hose in the cleaning solution to prevent it from splashing.

Soak the hose no more than 15 minutes to prevent the hose from becoming brittle with a shortened service life. Flush the hose thoroughly with clean water. After making sure that all the water is drained from the hose, store the hose in a cool, dry place. Once the hose has cooled (approximately 45 minutes), cap the ends to keep contaminants out.

The second method of cleaning is the closed-loop system. With this method, the caustic solution used to clean the tank is also pumped through the hose and back to the tank. Typically, fluid is 180°F and is pumped through the system until the tank is clean.

When the cleaning process is complete, flush the hose thoroughly with water. Store the hose in a cool, dry place. Cap the ends to keep contamination out.

 **WARNING: Strong acids should be thoroughly drained prior to and after cleaning to avoid an exothermic reaction.**

### Class Oil Resistance

Rubber hose is used to convey petroleum products both in the crude and refined stages. The aromatic content of refined gasoline is often adjusted to control the octane rating. The presence of aromatic hydrocarbons in this fuel generally has a greater effect on rubber components than do aliphatic hydrocarbons. Aromatic materials in contact with rubber tend to soften it and reduce its physical properties. For long lasting service, the buyer of gasoline hose should inform the hose manufacturer of the aromatic content of the fuel to be handled so that the proper tube compound can be recommended for the specific application.

The effects of oil on rubber depend on a number of factors that include the type of rubber compound, the composition of the oil, the temperature and time of exposure. Rubber compounds can be classified as to their degree of oil resistance based on their physical properties after exposure to a standard test fluid. As a guide to the user of the hose in contact with oil, the oil resistance classes and a corresponding description are listed.

**Physical Properties After Exposure to Oil**

	Volume Change Maximum	Tensile Strength Retained
Class A (High oil resistance)	+25%	80%
Class B (Medium-High oil resistance)	+65%	50%
Class C (Medium oil resistance)	+100%	40%




# General hose information

## Troubleshooting



1.



2.



3.



4.



5.



6.



7.



8.



9.

**WARNING:** Selection of the proper hose for the application is essential to the proper operation and safe use of the hose and related equipment. Inadequate attention to selection of hose for the application can result in serious bodily injury or property damage. In order to avoid serious bodily injury or property damage resulting from selection of the wrong hose, you should carefully review the information in this catalog.

Hose failures can be caused by conditions such as excessive pressures, fluid incompatibility, extreme temperatures and many more. Eaton has illustrated below some of the more common failures. If the conditions you are experiencing are not listed, please contact Eaton Technical Support.

If any questions arise please contact your usual Eaton Technical Support or Customer Support teams.

**1. Problem:** The hose has exposed reinforcement and a loose cover. This could be caused by an abrasive environment or the life of the hose has been exceeded.

**Solution:** Route hose properly to avoid excessive abrasion. Some hoses are made with materials that handle abrasion better.

**2. Problem:** Cracks in the hose cover can be caused by prolonged exposure to sunlight, ozone or high temperatures.

**Solution:** Store hose in cool dark areas when possible. Do not store or use the hose where the recommended temperature rating is exceeded.

**3. Problem:** Cuts, gouges, or tears in hose tube can be caused by improper cleaning with high-pressure water wand.

**Solution:** Do not use high pressure water wand to clean hoses. Instead, three cleaning methods are commonly used: the soak tank, the closed loop system or the rotating brush. The most appropriate method will depend on the hose use and location.

**4. Problem:** Bubbling and flaking of the tube material caused by the tube not being compatible with the chemical being conveyed.

**Solution:** Check the chemical resistance guidelines to make sure the hose you are using is compatible with the chemical(s) being transferred. Also, make sure the hose can handle the application temperatures.

**5. Problem:** Deterioration of the hose tube has caused the reinforcement to be exposed. This may be caused by abrasive material being conveyed through a hose not made for this abrasive material or hose life has been exceeded.

**Solution:** Make sure that the hose can handle the material being conveyed. Possibly use a hose with a thicker tube.

**6. Problem:** Hose is kinked due to exceeding the minimum bend radius of the hose. The result is damaged reinforcement.

**Solution:** To avoid this problem, check the minimum bend radius of the hose and route the hose so the minimum bend radius is not exceeded.

**7. Problem:** Improperly banded shank may create a possible leak path.

**Solution:** Make sure the coupling is secured tightly and according to manufacturer's specifications. Bands should be placed inside of the bars on the coupling shank, toward the coupling side. The band farthest from the hose end should be tightened first. If two bands are present, Eaton suggests rotating the clamp buckles 180° from each other.

**8. Problem:** Overtightened band could cause leaks, spraying and end blow-offs. Band was applied with excessive pressure and cut the cover of the hose causing reinforcement to be exposed.

**Solution:** Do not attach bands at pressures that are too high. Apply the bands to the manufacturer's recommended settings.

**9. Problem:** The steam hose has developed cracks in the cover due to heat in the application.

**Solution:** Steam hose has a limited service life. It should be inspected before every use. Any crack that exposes the reinforcement is a reason for the hose to be removed from service.

# General hose information

## Flow rate, Pressure drop and Flow capacity

There are several factors which affect selection of a hose sized such that it will provide the desired rate of flow at the required pressure; these are:

- Hose size
- Hose length
- Hose fittings
- Material conveyed
- Bends
- Static head pressure

### Hose size

Undersized pressure lines produce excessive pressure drop with attendant energy loss and heating, and undersized suction lines cause cavitation at the pump inlet. Oversized hose assemblies, on the other hand, are excessively costly and generally too heavy.

In selecting hose for hydraulic systems, the following empirical values can be used to achieve minimum pressure drop consistent with reasonable hose size (see **Chart 2**):

*Velocity of pressure lines 7 to 15 ft./sec. Velocity of short pressure lines to 20 ft./sec. Velocity of suction lines 2 to 5 ft./sec. To use **Chart 2**, lay a straight-edge across the chart as shown by the dotted line. To minimize pressure drop, always use the next larger size hose shown if the line passes between sizes listed.*

### Hose length

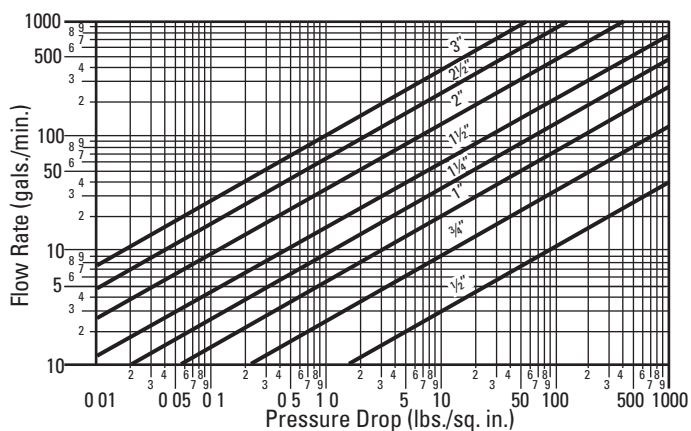
**Chart 1** gives the pressure drop in different-sized hoses based on hoses of 100-foot length, and is based on water as the material conveyed. For hoses of a different length, these values must be corrected. For example, a 100-foot length of 1/2" hose causes a pressure drop of 100 lbs./in.<sup>2</sup> at a flow rate of 10 gal./min. If the hose in question is 50 feet long, the pressure drop derived from **Chart 1** must be corrected by multiplying the value by the ratio of the actual length to 100 feet, or 50/100, or 0.5. Therefore, the actual pressure drop caused by a 50-foot length of 1/2" hose, at a flow rate of 10 gal./min. is 50 lbs./in.<sup>2</sup> (0.5 x 100 = 50 lb./in.<sup>2</sup>).

### Hose fittings and Material conveyed


In most cases, the end fitting openings are slightly smaller than the hose itself. However, this varies widely with hose fitting designs from 'full-flow' ends which have the same I.D. as the hose, down to as much as 1/8" smaller I.D. than the hose bore. To allow for this, assume a 10-to-15% greater flow rate than actually measured in the system when determining pressure drop.

**Chart 1** is based on water as the material conveyed, and for other fluids it is necessary to correct for the difference in specific gravity and viscosity.

**CHART 1. Hose flow rate vs. Pressure drop**



**CHART 2. Hose flow capacity**



# General hose information

## Steam temperatures

### Temperatures of Saturated Steam at Various Pressures

Lbs. Per Sq. Inch Pressure	Degrees Fahrenheit	Degrees Centigrade	Lbs. per Sq. Inch Pressure	Degrees Fahrenheit	Degrees Centigrade
0	212.0	100.0	110	344.1	173.4
5	227.1	108.4	115	347.2	175.1
10	239.4	115.2	120	350.1	176.7
15	249.8	121.0	125	352.9	178.3
20	258.8	126.0	130	355.6	179.8
22	261.2	127.8	135	358.3	181.3
24	265.3	129.6	140	360.9	182.7
26	268.3	131.3	145	363.4	184.1
28	271.2	132.9	150	365.9	185.5
30	274.1	134.5	155	368.2	186.8
32	276.8	136.0	160	370.6	188.1
34	279.3	137.4	165	373.9	189.4
36	281.8	138.8	170	375.3	190.7
38	284.4	140.2	175	377.4	191.9
40	286.7	141.5	180	379.6	193.1
42	289.0	142.8	185	381.7	194.3
44	291.2	144.0	190	383.7	195.4
46	293.5	145.3	195	385.9	196.6
48	295.5	146.4	200	387.9	197.7
50	297.7	147.6	205	398.8	198.8
52	299.9	148.7	210	391.6	199.8
54	301.6	149.8	215	392.9	200.5
56	303.6	150.9	220	395.4	201.7
58	305.4	151.9	225	397.2	202.9
60	307.4	153.0	230	399.0	203.9
62	309.2	154.0	235	400.7	204.8
64	310.8	154.9	240	402.5	205.8
66	312.6	155.9	245	404.2	206.8
68	314.2	156.8	250	406.1	207.8
70	316.0	157.0	255	407.7	208.7
72	317.7	158.7	260	409.4	209.7
74	319.3	159.6	265	411.0	210.6
76	320.9	160.5	270	412.6	211.4
78	322.3	161.3	275	414.2	212.3
80	323.8	162.1	280	415.7	213.2
85	327.6	164.2	300	421.0	216.1
90	331.2	166.2	350	436.5	224.7
95	334.6	168.1			
100	337.8	169.9			
105	341.1	171.7			

**WARNING** Steam heat is hotter than 212°F (boiling water) and increases in temperature as pressure increases.

# General hose information


## Flow capacities

### Flow Capacities of Hose Assemblies at Suggested Flow Velocities

The chart below is designed and provided as an aid in the determination of the correct hose size.

**Example:** At 13 U.S. gallons per minute, what is proper hose size within the suggested velocity range for pressure lines?

**Solution:** Locate 13 U.S. gallons per minute in the left hand column and 10 feet per second in the right hand column (the center of the suggested velocity range for pressure lines). Lay a straightedge across the two points. The inside diameter is shown in the center column nearest the straight edge.



For suction hose, follow the same procedure except use suggested velocity range for pump inlet lines in the right hand column.

Based on Formula

$$\text{AREA (SQ. IN.)} = \frac{\text{G.P.M.} \times 0.3208}{\text{VELOCITY (FT./SEC.)}}$$

\*Suggestions are for oils having a maximum viscosity of 315 S.S.U. at +100°F (+38°C) and operating at temperatures between +65°F and +155°F (+54°C to +69°C). Under certain conditions, velocities in pressure lines can be increased up to 25 feet per second. Contact Aeroquip with specific information on your application.

To convert U.S. gallons into Imperial gallons multiply U.S. gallons by 0.83267. Imperial gallons into U.S. gallons multiply Imperial gallons by 1.20095. U.S. gallons to litres multiply by 3.785. Litres to U.S. gallons, multiply by 0.2642.

# General hose information

## Elastomer chart

The chart below shows the general characteristics of some of the common rubber compounds. Elastomers are mixed with various chemicals to provide a wide range of physical properties for specific service needs.

ASTM Designation	Common Name	Composition	General Properties
CR	Neoprene	Chloroprene	<ul style="list-style-type: none"> <li>• Good abrasion</li> <li>• Good weathering resistance</li> <li>• Good oil resistance</li> <li>• Flame retarding</li> </ul>
NBR	Nitrile (Buna-N)	Acrylonitrile-butadiene	<ul style="list-style-type: none"> <li>• Excellent oil resistance</li> <li>• Moderate resistance to aromatics</li> </ul>
IIR	Butyl	Isobutylene-isoprene	<ul style="list-style-type: none"> <li>• Excellent ozone resistance</li> <li>• Good resistance to fire resistant fluids</li> <li>• Good heat resistance</li> <li>• Low permeability</li> <li>• Poor resistance to petroleum fluids</li> </ul>
CIIR	Chlorinated Butyl	Chloro-isobutylene isoprene	<ul style="list-style-type: none"> <li>• Same as Butyl</li> </ul>
SBR	SBR	Styrene-butadiene	<ul style="list-style-type: none"> <li>• Good abrasion resistance</li> <li>• Poor resistance to petroleum fluids</li> </ul>
EPM	Ethylene Propylene	Rubber Composition	<ul style="list-style-type: none"> <li>• Excellent ozone resistance</li> <li>• Excellent chemical resistance</li> <li>• Good heat resistance</li> <li>• Poor resistance to petroleum based fluids</li> </ul>
EPDM	EPDM	Ethylene-propylene diene terpolymer	<ul style="list-style-type: none"> <li>• Excellent ozone resistance</li> <li>• Good chemical resistance</li> <li>• Good temperature resistance</li> <li>• Poor resistance to petroleum fluids</li> </ul>
XLPE	Cross-Linked Polyethylene	Polyethylene & cross linking agents	<ul style="list-style-type: none"> <li>• Excellent chemical resistance</li> </ul>
EVA	EVA	Ethylvinylacetate	<ul style="list-style-type: none"> <li>• Excellent flexibility</li> <li>• Chemical resistance</li> </ul>
LLDPE	Linear, low density Polyethylene	Linear, low density Polyethylene	<ul style="list-style-type: none"> <li>• Excellent ESCR resistant</li> <li>• FDA Approved NSF 51 material available</li> </ul>
Nylon 11	Nylon 11	Nylon 11	<ul style="list-style-type: none"> <li>• Good chemical resistance</li> </ul>
PVC/PU Blend	PVC/PU Blend	Polyvinyl flouride/polyurethane Blend	<ul style="list-style-type: none"> <li>• Excellent chemical resistance</li> </ul>
PVDF	KYNAR®	Polyvinylidene flouride	<ul style="list-style-type: none"> <li>• Excellent chemical resistance</li> </ul>
PA	Nylon	Polyamide	<ul style="list-style-type: none"> <li>• Good abrasion resistance</li> <li>• Good chemical resistance</li> <li>• Low coefficient of friction</li> </ul>
CSM	Hypalon	Chloro-sulfonated Polyethylene	<ul style="list-style-type: none"> <li>• Excellent ozone resistance</li> <li>• Good abrasion resistance</li> <li>• Good heat resistance</li> <li>• Fair petroleum qualities</li> </ul>
NR	Natural Rubber	Polyisoprene	<ul style="list-style-type: none"> <li>• Excellent abrasion resistance</li> <li>• Acid resistance</li> <li>• Not oil resistant</li> </ul>
V-NBR	Vinyl Nitrile	PVC/NBR	<ul style="list-style-type: none"> <li>• Good ozone resistance</li> <li>• Good resistance to animal fats &amp; oils</li> <li>• Good petroleum resistance</li> </ul>
UHMWPE	Ultra-high molecular weight polyethylene	Polyethylene	<ul style="list-style-type: none"> <li>• Excellent chemical resistance</li> <li>• Moderate heat resistance</li> <li>• Excellent abrasion resistance</li> <li>• FDA-accepted material</li> </ul>
CM	CPE	Chlorinated Polyethylene	<ul style="list-style-type: none"> <li>• Excellent ozone resistance</li> <li>• Excellent weathering resistance</li> <li>• Good abrasion resistance</li> <li>• Good heat resistance</li> <li>• Good resistance to petroleum oils</li> </ul>
XNBR	Carboxylated Nitrile	Carboxylated Acrylonitrile-butadiene	<ul style="list-style-type: none"> <li>• Excellent abrasion resistance</li> <li>• Excellent oil resistance</li> <li>• Excellent weather resistance</li> </ul>
PTFE	Teflon	Polytetrafluoroethylene	<ul style="list-style-type: none"> <li>• Excellent temperature resistance</li> <li>• Excellent chemical resistance</li> <li>• FDA accepted material</li> <li>• Low coefficient of friction for high flow rates and easy cleaning</li> <li>• Excellent resistance to thermocycling</li> </ul>
PVC	PVC	Polyvinylchloride	<ul style="list-style-type: none"> <li>• Resistant to many chemicals</li> <li>• Good flexibility</li> </ul>
FEP	Teflon	Fluorinated Ethylene Propylene	<ul style="list-style-type: none"> <li>• Excellent temperature resistance</li> <li>• Excellent chemical resistance</li> <li>• FDA accepted material</li> <li>• Low coefficient of friction for high flow rates and easy cleaning</li> <li>• Excellent resistance to thermocycling</li> </ul>

# General hose information

## Flow capacities pressure drop

Pressure drop in psi (pounds per square inch)/gpm (gallons per minute) for 10 feet of hose (smooth bore) without fittings.

### Fluid specification:

Specific gravity = .85; Viscosity =  $\nu$  = 20 centistokes (C.S.), (20 C.S. = 97 S.S.U.).

### Hose Pressure Drop

Hose Dash Size →	-04		-05		-06		-08		-10		-12		-16		-20		-24		-32		-40	-48	
Hose I.D. (inches) ←	.19	.25	.25	.31	.31	.38	.41	.50	.50	.63	.63	.75	.88	1.00	1.13	1.25	1.38	1.50	1.81	2.00	2.38	3.00	
↑ U.S. Gallons per minute ↓	.25	10	3.1	3.1																			
	.50	19	6	6	2.7	2.7																	
	1	40	12	12	5.5	5.5	2.4																
	2	95	24	24	10	10	4.8	3.5															
	3	185	46	46	17	17	7	5	2.2	2.2													
	4		78	78	29	29	12	8	3	3	1.2	1.2											
	5		120	120	44	44	18	12	4.5	4.5	1.6	1.6	.72										
	8				95	95	39	26	10	10	3.6	3.6	1.4	.60									
	10						59	40	15	15	5.7	5.7	2	1	.55								
	12						80	52	20	20	7.2	7.2	2.6	1.5	.75	.43							
	15							75	30	30	10	10	4.2	2.2	1.2	.67	.38						
	18							107	40	40	15	15	6.3	3	1.5	.70	.55	.35					
	20								49	49	19	19	8	3.4	2	1.1	.65	.43	.27				
	25								72	72	26	26	11	5.5	3	1.6	1	.64	.40	.17			
	30										34	34	14	7	3.6	2.2	1.3	.80	.52	.22	.14		
	35										47	47	19	9.5	5	2.8	1.7	1.1	.70	.27	.18		
	40												25	12	6.5	3.4	2.2	1.4	.90	.38	.24		
	50												36	17	9	5.3	3.3	2	1.3	.54	.35	.15	
	60												50	23	12	7.5	4.4	2.8	1.8	.75	.45	.20	
	70													31	17	9.3	6	3.8	2.4	1	.65	.30	
	80													38	21	12	7.1	4.6	3	1.2	.76	.34	.11
	90													49	27	15	9	5.9	3.8	1.5	1	.45	.13
	100														33	19	12	7	4.7	1.9	1.3	.55	.18
	150														60	36	22	13	8.5	3.4	2.2	1	.33
	200																36	23	15	6	3.9	1.7	.55
	250																54	33	22	8.5	5.3	2.5	.75
	300																	45	29	12	7.5	4	1.1
	400																		51	21	14	6.5	2.2
	500																			32	20	10	3
	800																					18	5
1000																						10	

\*Pressure drop values listed are typical of many petroleum based hydraulic oils at approximately +100°F (+38°C). Differences in fluids, fluid temperature and viscosity can increase or decrease actual pressure drop compared to the values listed.

### To Convert

U.S. gallons into Imperial gallons multiply U.S. gallons by 0.83267. Imperial gallons into U.S. gallons multiply Imperial gallons by 1.20095. U.S. gallons to litres multiply by 3.785. Litres to U.S. gallons, multiply by 0.2642.



## Hose index

## EMEA

Page	Part Series	Page	Part Series	Page	Part Series	Page	Part Series
H-6	EC556	G-8	EHK002	I-10	EHP522	L-7	H0364
K-6	EH084	C-7	EHK005	I-17	EHP542	I-19	H0369
B-7	EHA500	C-6	EHK006	K-12	EHS001	J-11	H0372
B-12	EHA501	C-4	EHK007	K-10	EHS006	H-5	H0377
B-11	EHA502	C-5	EHK007	K-9	EHS007	D-7	H0523
B-13	EHA505	J-13	EHK009	K-8	EHS010	D-5	H0554
B-24	EHA509	G-7	EHK013	L-19	EHS520	D-6	H0599
B-24	EHA510	C-9	EHK016	L-20	EHS540	I-9	H1193
B-26	EHA511	G-9	EHK016	E-10	EHT200	L-15	H1196
B-23	EHA901	G-4	EHM001	B-9	EHT480	B-15	H1776
E-9	EHB503	G-5	EHM001	L-18	EHW002	B-15	H1777
D-10	EHC003	G-6	EHM002	L-10	EHW003	B-17	H1812
D-9	EHC004	G-13	EHM003	L-6	EHW009	D-17	H1941
D-8	EHC006	J-5	EHN002	L-17	EHW021	D-17	H1942
D-12	EHC011	J-6	EHN003	L-16	EHW022	B-19	H1981
D-15	EHC016	J-7	EHN004	L-14	EHW023	B-19	H1982
D-14	EHC017	J-8	EHN005	L-13	EHW024	B-16	H201
D-11	EHC034	J-9	EHN006	L-12	EHW027	B-18	H275
G-15	EHC500	J-10	EHN007	B-25	EHW028	E-11	H285
G-14	EHC501	H-4	EHP001	L-9	EHW029	J-4	H5751
E-7	EHF001	H-10	EHP003	L-8	EHW035	J-4	H5752
E-5	EHF002	H-7	EHP004	L-5	EHW150	B-10	H6002
E-14	EHF003	H-8	EHP007	B-22	EHW520	B-6	H6008
E-12	EHF013	H-9	EHP009	K-7	H0084	B-5	H6009
E-6	EHF018	I-18	EHP150	B-20	H0105	F-4	H900
E-8	EHF020	I-22	EHP501	B-21	H0106	K-11	H9568
E-13	EHF022	I-14	EHP502	L-11	H0307	J-12	H9603
F-8	EHG001	I-20	EHP505	G-11	H0319	B-8	H9622
F-5	EHG003	I-7	EHP508	I-13	H0327	J-14	H969
F-6	EHG004	I-8	EHP509	D-13	H0345	K-13	H969
F-7	EHG006	I-12	EHP516	G-10	H0347	D-16	H9699
I-5	EHJ002	I-21	EHP517	G-12	H0349	B-14	H9949
I-6	EHJ003	I-11	EHP518	E-4	H0350		
C-8	EHK002	I-15	EHP519	I-16	H0363		

# Eaton Terms and Conditions

Standard terms and Conditions of sale

## Your online resource for Eaton service information.

For your online resource: use the links below to review the details of the Eaton Limited Warranty, and learn about the Standard Terms and Conditions that apply to your Eaton products.



### Product Warranty

The Eaton Hydraulics warranty policy is located at [www.eaton.com/hydraulicswarranty](http://www.eaton.com/hydraulicswarranty)



### Terms and Condition of Sale

The Eaton Hydraulics Terms and conditions of sale policy is located at [www.eaton.com/us/en-us/support/terms-conditions/hydraulics-terms-and-conditions.html](http://www.eaton.com/us/en-us/support/terms-conditions/hydraulics-terms-and-conditions.html)



### Contact us

At Eaton, it's important that we not only provide industry-leading products, but also the best support in the industry. Our customer and sales support organization is dedicated to providing our customers and distributors with the information they need. Contact us to submit your request, questions or comments.

[www.eaton.com/us/en-us/forms/hydraulics/contact-us.html](http://www.eaton.com/us/en-us/forms/hydraulics/contact-us.html)

